

2025 Media Guide



PRESENTED BY



MUIRFIELD VILLAGE GOLF CLUB • DUBLIN, OHIO
MAY 26-JUNE 1, 2025

Table of Contents

Helping the Youth of Ohio.....	2	2005 Memorial Tournament.....	80-81
Schedule of Events & Broadcasts	3	2004 Memorial Tournament.....	82-83
The Captains Club.....	4	2003 Memorial Tournament.....	84-85
2025 Memorial Tournament Honoree	5	2002 Memorial Tournament.....	86-87
Memorial Tournament Honorees	5	2001 Memorial Tournament.....	88-89
Memorial Golf Journalism Award Winners.....	6	2000 Memorial Tournament.....	90-91
2025 Memorial Golf Journalism Award Winner	7	1999 Memorial Tournament.....	92-93
Categories of Player Eligibility	8	1998 Memorial Tournament.....	94-95
Prize Money Distribution Chart.....	9	1997 Memorial Tournament.....	96-97
Memorial Tournament Records	10	1996 Memorial Tournament.....	98-99
Tournament Winners, Runners-up.....	11	1995 Memorial Tournament.....	100-101
Golf Course Scorecard	12	1994 Memorial Tournament.....	102-103
Tournament Winners' Records	12-13	1993 Memorial Tournament.....	104-105
Tournament Scoring Records.....	14-18	1992 Memorial Tournament.....	106-107
Tournament Field Records	19-21	1991 Memorial Tournament.....	108-109
Tournament Cut Records.....	22	1990 Memorial Tournament.....	110-111
Hole-by-Hole Ringer Scores.....	23	1989 Memorial Tournament.....	112-113
Hole Average and Rank by Year.....	24-28	1988 Memorial Tournament.....	114-115
Round Scoring Summaries by Year.....	29-32	1987 Memorial Tournament.....	116-117
Top Finishers' Position by Round	33-35	1986 Memorial Tournament.....	118-119
Weather Delays	36-37	1985 Memorial Tournament.....	120-121
Course Changes.....	38-40	1984 Memorial Tournament.....	122-123
Tournament Yearly Results 1976-2024.....	41	1983 Memorial Tournament.....	124-125
2024 Memorial Tournament.....	42-43	1982 Memorial Tournament.....	126-127
2023 Memorial Tournament.....	44-45	1981 Memorial Tournament.....	128-129
2022 Memorial Tournament.....	46-47	1980 Memorial Tournament.....	130-131
2021 Memorial Tournament.....	48-49	1979 Memorial Tournament.....	132-133
2020 Memorial Tournament.....	50-51	1978 Memorial Tournament.....	134-135
2019 Memorial Tournament.....	52-53	1977 Memorial Tournament.....	136-137
2018 Memorial Tournament.....	54-55	1976 Memorial Tournament.....	138-139
2017 Memorial Tournament.....	56-57	Player Records.....	140-200
2016 Memorial Tournament.....	58-59	Media Information.....	201
2015 Memorial Tournament.....	60-61	Tournament Black-and-White Logos	202
2014 Memorial Tournament.....	62-63		
2013 Memorial Tournament.....	64-65		
2012 Memorial Tournament.....	66-67		
2011 Memorial Tournament.....	68-69		
2010 Memorial Tournament.....	70-71		
2009 Memorial Tournament.....	72-73		
2008 Memorial Tournament.....	74-75		
2007 Memorial Tournament.....	76-77		
2006 Memorial Tournament.....	78-79		

The Memorial Tournament...Helping the Youth of Ohio and Beyond



2024 Charity Check Presentation

Pictured left to right: Amy Schlegel, MD (Nationwide Children's Hospital), Edward Shepherd, MD (Nationwide Children's Hospital), Steve Testa (Nationwide Children's Hospital), Niki Shafer (Nationwide Children's Hospital), Dan Sullivan (the Memorial Tournament), Tim Robinson (Nationwide Children's Hospital), Samantha Hagan (NetJets), Leif Nelin, MD (Nationwide Children's Hospital)

Youth is being served in Central Ohio and beyond.

To that worthy endeavor, and true to the hearts of Jack and Barbara Nicklaus, the Memorial Tournament presented by Workday is a regular and enthusiastic contributor.

Each year, a portion of the proceeds from the Memorial Tournament are passed on to Central Ohio charities and beyond. The total contribution has eclipsed \$56 million, with nearly \$41 million going to Nationwide Children's Hospital, which has been a primary beneficiary of the Memorial Tournament since its inception in 1976.

In June 2010, a charitable alliance was announced among the Memorial Tournament, Nationwide Children's Hospital and Nicklaus Children's Health Care Foundation for the benefit and advancement of pediatric care. The 2025 Memorial Tournament will mark the fourth year in which Stephen and Ayesha Curry's Eat. Learn. Play. Foundation has been a part of that shared vision and will be recognized by the Tournament as a charity beneficiary. As a result, Eat. Learn. Play. receives general support from the Memorial with a portion of the official PGA TOUR event's charitable proceeds benefiting the Oakland, California, based foundation. Furthermore, Nationwide Children's Hospital and Eat. Learn. Play. collaboratively focus on programs and services that provide access to the resources and support needed to have happy and healthy childhoods.

Advancing newborn critical care in the Memorial Tournament NICU is already evident with its family-centered environment that provides the highest quality of medical care for premature and sick infants. As part of the largest neonatal network in the country, the Memorial Tournament NICU is comprised of rigorously trained neonatologists, advanced practice nurses and therapists who utilize an interdisciplinary care approach to diagnose and treat patients suffering from complications of prematurity, complex birth defects, respiratory distress and metabolic diseases. This combined expertise makes the Memorial Tournament NICU at Nationwide Children's one of the finest in the nation.

Eat. Learn. Play. is an organization dedicated to unleashing the potential of every child, paving the way for amazing kids and opening doors to bright futures. Founded by Stephen and Ayesha Curry in 2019, Eat. Learn. Play. launched with a focus on improving the lives of kids and families in Oakland, the Bay Area and across the country. Rooted in three of the most vital pillars for a healthy childhood—nutrition, education and physical activity—Eat. Learn. Play. is working to ensure that every child in Oakland has access to the nutritious food they need to be healthy and thrive; resources to learn and love to read; and safe places and equitable opportunities to play. The organization, which is anchored around the message that children are our future, is committed to developing partnerships and initiatives that make a positive impact for generations to come.



NATIONWIDE CHILDREN'S
When your child needs a hospital, everything matters.



2025 Schedule of Events & Broadcasts

Monday, May 26

- Practice Rounds

Tuesday, May 27

- Practice Rounds
- Family Night presented by Scotts, 6 p.m., Safari Golf Club

Wednesday, May 28

- Practice Rounds
- Salute to Service Day presented by JobsOhio
- Junior Golf Day
- Workday Golden Bear Pro-Am, 7 a.m.
- Memorial Honoree Ceremony, 1:30 p.m., Practice Range
- Tournament Tailgate, 3:30 p.m., Champions Pavilion

Thursday, May 29

- First round, 7:40 a.m.*

Friday, May 30

- Second round, 7:40 a.m.*
- Folds of Honor Friday presented by Anduril *(wear red, white and blue)*
- National Anthem rendition by award-winning violinist, 7:30 a.m., Hole No. 1 Tee
- Fore! Fest, 5–10 p.m., Bridge Park, Dublin
- National Anthem and Patriot Parachute Team flag jump following play, Hole No. 18

Saturday, May 31

- Third round, 9:40 a.m.*
- Fore! Fest, 5–11 p.m., Bridge Park, Dublin

Sunday, June 1

- Final round, 9 a.m.*
- Trophy presentation following play
- Play Yellow Sunday *(wear yellow to support Nationwide Children's Hospital)*

* – Start times approximate.

Gates Open at 8 a.m. Monday, Tuesday and Sunday; 6:30 a.m. Wednesday; 7 a.m. Thursday and Friday; and 9 a.m. Saturday.

TELEVISION

(times EDT)*

Sunday, May 25

Network Special, 2-3 p.m., CBS Sports

Wednesday, May 28

Honoree ceremony, 1:30-3 p.m., Peacock/GolfChannel.com

Thursday, May 29

Golf Channel, 2–6 p.m. (Round 1)
Golf Channel replay, 7–11 p.m., 12–4 a.m.

Friday, May 30

Golf Channel, 2–6 p.m. (Round 2)
Golf Channel replay, 9 p.m.–1 a.m.

Saturday, May 31

Golf Channel, 2–5:30 p.m. (Round 3)
CBS Sports, 5:30–7 p.m. (Round 3)
Golf Channel replay, 9 p.m.–1 a.m., 3–7 a.m.

Sunday, June 1

Golf Channel, 1–2:30 p.m. (Round 4)
Special Week in Review, CBS Sports, 2–2:30 p.m.
CBS Sports, 2:30–6:30 p.m. (Round 4)
Golf Channel replay, 8:30 p.m.–12:30 a.m., 2:30–6 a.m.

Monday, June 2

Golf Channel replay, 2–5 p.m.

*Subject to change



PRESENTED BY



The Captains Club

The Captains Club, an international group of authorities on the game of golf, has advised on the constitution and conduct of the Memorial Tournament since it was first played in 1976.

One of the Captains' main tasks is to select the person or persons in whose honor the Memorial Tournament is played each year. All members of the Captains Club give their time and advice on an honorary basis, and Memorial founder and host Jack Nicklaus and the Executive Committee are most grateful for their contributions to the Tournament's success.

Members of the Captains Club

Paul Azinger – 1993 Memorial Tournament and PGA Championship winner; winning U.S. Ryder Cup Captain 2008.

Judy Bell – United States Golf Association president 1996-97.

Aneel Bhusri – co-founder, co-chief executive officer and chair of Workday.

O. Gordon Brewer, Jr. – Pine Valley Golf Club president 1998-2010.

A.S. “Sandy” Dawson – Royal & Ancient Golf Club of St. Andrews, Scotland, president 2013-14.

Tim Finchem – PGA TOUR commissioner 1994-2016.

Jim Furyk – winner of 17 PGA TOUR events, including the 2002 Memorial Tournament and 2003 U.S. Open Championship; 2018 U.S. Ryder Cup captain.

Trey Holland – USGA president 2000-02.

Juli Inkster – Winner of 31 LPGA tournaments, including seven major championships; U.S. Solheim Cup team captain.

Hale Irwin – Winner of U.S. Open three times and Memorial Tournament twice; 45 PGA Tour Champions wins.

Tony Jacklin – 1969 British Open and 1970 U.S. Open champion; four-time captain of European Ryder Cup team 1983-89.

Ken Lindsay – PGA of America president 1997-98.

Charles S. Mechem, Jr. – LPGA commissioner 1989-95; Taft Broadcasting CEO 1967-86.

Jim Nantz – Emmy Award-winning broadcaster and longtime golf host for CBS Sports; member Sports Broadcasting Hall of Fame

Barbara B. Nicklaus – Recognized as the “First Lady of Golf” and a tireless worker for charitable causes.

Andy North – U.S. Open champion 1978, 1985; ESPN golf analyst.

Hisamitsu Ohnishi – Japanese golf course designer; leader in development of Japan Golf Tour.

Gary Player – Winner of nine major championships; one of four golfers to win each modern “Grand Slam” tournament.

Judy Rankin – Winner of 26 LPGA tournaments; television golf analyst; U.S. Solheim Cup winning captain 1996, 1998.

Fred S. Ridley – Augusta National Golf Club chair; 1975 U.S. Amateur champion; USGA president 2004-05.

Johann Rupert – Sunshine Tour of South Africa chair; South African Golf Development Board founder and chair.

Carol Semple Thompson – Winner of seven USGA championships; member of record 12 U.S. Curtis Cup teams and two-time winning captain.

Tom Watson – Winner of eight major championships, including British Open five times; two-time Memorial Tournament winner.

Karrie Webb – Hall of Fame golfer from Australia; winner of 41 LPGA titles, including seven major championships.

Non-Voting Members

Jay Monahan, PGA TOUR commissioner; Sellers Shy, CBS Sports lead golf producer; Derek Sprague, PGA of America chief executive officer; Mike Whan, USGA chief executive officer.

The 2025 Memorial Tournament Honoree

The Memorial Tournament is themed each year around a person who has played golf with conspicuous honor. This was Jack Nicklaus' idea as a contribution to perpetuating the achievements of the game's greatest players. The honoree is selected by the Captains Club, a group of statesmen who act independently of the Tournament organization but who also advise on player invitations and the conduct of the event generally.

BARBARA B. NICKLAUS

Often referred to as the "First Lady of Golf," and fittingly the inaugural recipient of the PGA of America First Lady of Golf Award in 1998, Barbara



Nicklaus has been an influential figure in the game of golf, first and foremost as a guiding force behind her husband Jack Nicklaus throughout his Hall of Fame career. Instrumental in the formation of the PGA TOUR, Jack Nicklaus won 73 PGA TOUR titles and a record 18 major championships and has been a pioneering golf course designer with close to 320 courses to his credit.

In 1974, Jack Nicklaus opened Muirfield Village Golf Club, and he founded the Memorial Tournament in 1976, an endeavor he often has said wouldn't have been as successful without the support and

guidance of Barbara. That success includes raising more than \$52 million thus far for central Ohio charities and beyond.

In that vein, Barbara Nicklaus has blazed her own trail with her steadfast devotion to family and community, and for decades has been known as one of the most tireless supporters of charitable causes, especially the health and well-being of children. In 2004, Jack and Barbara started the Nicklaus Children's Health Care Foundation, which has raised more than \$200 million toward the mission of enhancing access to world-class health care for children and families in South Florida, across North America and beyond. The Foundation is now part of the Memorial's collaborating charitable partners, along with Stephen and Ayesha Curry's Eat. Learn. Play. Foundation and Nationwide Children's Hospital, which has been a primary beneficiary of the Memorial Tournament since its inception.

"This honor is so incredibly special to me, and I can't thank the Captains Club enough for thinking of me," Barbara Nicklaus said. "When the Captains Club gathered for their annual meeting and our longtime friend Charlie Mechem called in to relay the news, I was overcome with emotion and, honestly, speechless. The Memorial Tournament has held such a special place in our family's life. It's been wonderful to walk side-by-side with Jack and to watch his dream become our reality over the years. Looking back at the list of those who have been honored since 1976, I can't express how humbled I am to join this elite group that I have looked up to and respected for so long."

Jack Nicklaus added: "Everybody has thought that this golf tournament was about Jack Nicklaus. Yes, Jack Nicklaus has been a big part of it, but Jack Nicklaus has always been a team and partnership with Barbara Nicklaus. Barbara Nicklaus has been the First Lady of Golf. She has received numerous awards for what she has meant to the game of golf. And the Captains Club felt it only fitting at the 50th playing of the Memorial Tournament that Barbara is the one who should be honored."

"I am so delighted and so happy, and I'm so proud of her. She's done so much for so many, and for 50 years here at Muirfield Village Golf Club she has contributed so much and has had very little recognition. It's been hogged by her husband. So to have this happen, I mean, when it happened the other day, the tears just ran down my face."

Born Barbara Jean Bash on February 28, 1940, in Columbus, Ohio, Barbara is the daughter of the late Stanley and Helen Bash of Clintonville,

Ohio. Her father was a math teacher and her mother a home maker. After graduating from North High School in 1957, she attended The Ohio State University to study nursing. She met Jack Nicklaus during their first week on campus as freshmen, and they were married July 23, 1960.

Five years later, the Nicklauses took up residence in South Florida's North Palm Beach, where they raised five children: Jack II, Steve, Nan, Gary and Michael. They have 24 grandchildren and seven great-grandchildren.

As Jack marched on to a Hall of Fame career, Barbara was there every step of the way as a constant source of support and comfort. Along the way, she was a devoted mother while pursuing her passion for helping others. Her philanthropic efforts have had wide-ranging impact. In addition to serving as chair of the Nicklaus Children's Health Care Foundation, Barbara joined with Jack and the PGA TOUR to start Play Yellow, a golf industry-wide initiative that has raised more than \$130 million in five years for the Children's Miracle Network of hospitals.

Her resolute efforts on behalf of others have been recognized by several organizations. Among honors Mrs. Nicklaus has received are the 2015 Bob Jones Award given by the U.S. Golf Association and the 2019 PGA of America Distinguished Service Award.

Presented annually since 1955, the Bob Jones Award is the USGA's highest honor, recognizing an individual who demonstrates the spirit, personal character and respect for the game exhibited by Jones, winner of nine USGA championships. Barbara and Jack are the only wife and husband to receive the award in separate years, as Jack received the Bob Jones Award in 1975. The PGA Distinguished Service Award has honored outstanding individuals who display leadership and humanitarian qualities, including integrity, sportsmanship and enthusiasm for the game of golf. The PGA honored Jack in 2000, on the eve of his final PGA Championship appearance.

Barbara Nicklaus also was instrumental in the creation of the PGA TOUR Wives Association in 1988. The association found its roots in the first TOUR wives golf tournament, featuring the husbands serving as caddies, at the 1987 Players Championship. The event was so impactful in raising charitable funds that some of the most active wives—Nicklaus, Patsy Graham, Vicky Waldorf and Maria Floyd—decided to form a group for charitable work. Thus, the PGA TOUR Wives Association was born. For more than 35 years the organization has given back to the golf community and child-related charities through volunteerism plus more than \$5 million in contributions. During that time, Barbara has served as a mentor, friend and inspiration to its members and beyond.

Twice the Nicklauses have been named Family of the Year in the world of golf.

Barbara Nicklaus will be honored during a ceremony at Muirfield Village Golf Club on the eve of the first round of the 2025 Memorial Tournament.

HONORS and AWARDS

- 1990 PGA TOUR Ambassador of Golf Award
- 1995-96 Captain of Muirfield Village Golf Club
- 1998 PGA of America First Lady of Golf (inaugural recipient)
- 2000 Winnie Palmer Award, presented by the Met Golf Writers Association (inaugural recipient)
- 2007 African American Golfers Hall of Fame Humanitarian Award
- 2015 USGA Bob Jones Award
- 2019 PGA of America Distinguished Service Award
- 2021 Florida Women's Hall of Fame
- 2022 Governor's Medal of Freedom, the highest honor in the State of Florida
- 2025 the Memorial Tournament presented by Workday Honoree

Memorial Tournament Honorees

1976 Robert T. Jones, Jr.	1992 Joseph C. Dey, Jr.	2006 Sir Michael Bonallack; Charlie Coe; Lawson Little; Henry Picard; Paul Runyan; Denny Shute	2015 Sir Nick Faldo; Dorothy Campbell; Jerome Travers; Walter Travis
1977 Walter Hagen	1993 Arnold Palmer		
1978 Francis Ouimet	1994 Mickey Wright		
1979 Gene Sarazen	1995 Willie Anderson; John Ball; James Braid; Harold Hilton; J.H. Taylor	2007 Mae Louise Suggs; Dow H. Finsterwald, Sr.	2016 Johnny Miller; Leo Diegel; Horton Smith
1980 Byron Nelson			
1981 Harry Vardon	1996 Billy Casper	2008 Tony Jacklin; Ralph Guldahl; Charles Blair Macdonald; Craig Wood	2017 Greg Norman; Tony Lema; Ken Venturi; Harvie Ward
1982 Glenna Collett Vare	1997 Gary Player		
1983 Tommy Armour	1998 Peter Thomson		
1984 Sam Snead	1999 Ben Hogan	2009 JoAnne Carner; Jack Burke, Jr.	2018 Hale Irwin; Jock Hutchison; Willie Turnesa
1985 Chick Evans	2000 Jack Nicklaus	2010 Seve Ballesteros	2019 Judy Rankin
1986 Roberto De Vicenzo	2001 Payne Stewart	2011 Nancy Lopez	2020–2021 Nick Price; 2021 Gene Littler; Ted Ray
1987 Tom Morris, Jr. & Sr.	2002 Bobby Locke; Kathy Whitworth	2012 Tom Watson	2022 Ben Crenshaw; Charlie Sifford
1988 Patty Berg	2003 William C. Campbell; Julius Boros	2013 Raymond Floyd	2023 Larry Nelson
1989 Sir Henry Cotton		2014 Annika Sorenstam; Jim Barnes; Joe Carr; Willie Park, Sr.	2024 Juli Inkster; Tom Weiskopf
1990 Jimmy Demaret	2004 Lee Trevino; Joyce Wethered		2025 Barbara B. Nicklaus
1991 Babe Zaharias	2005 Betsy Rawls; Cary Middlecoff		

Memorial Golf Journalism Award

The Memorial Golf Journalism Award was created to honor golf journalists who have made a major contribution to the profession. The recipient each year is chosen by a committee of active and retired golf journalists. Committee members are **Bob Baptist**, Columbus Dispatch (retired); **Jaime Diaz**, Golf Digest; **Doug Ferguson**, Associated Press; **Ron Green Jr.**, Global Golf Post; **Dave Hackenberg**, Toledo Blade (retired); **Bob Harig**, Sports Illustrated; **Melanie Hauser**, golf journalist and author; **John Huggan**, golf journalist; **Ann Liguori**, radio, television and print journalist; **Jim McCabe**, golf journalist; **Alex Miceli**, golf journalist; **Skip Mosaic**, ESPN Radio; **Marino Parascenzo**, Pittsburgh Post-Gazette (retired); **Jimmy Roberts**, NBC Sports; **Helen Ross**, PGATour.com; **Dave Shedloski**, Memorial Magazine; **Jerry Tarde**, Golf Digest; **Scott Tolley**, golf publicist and former journalist; **Gary Van Sickle**, golf journalist.

RECIPIENTS

1982 – Bernard Darwin, Herb Graffis, O.B. Keeler, Henry Longhurst, Grantland Rice
1983 – Charles A. Bartlett, Pat Ward-Thomas
1984 – Tom Scott, Herbert Warren Wind
1985 – Charles Price
1986 – Will Grimsley
1987 – Leonard Crawley
1988 – Bob Harlow
1989 – William D. Richardson
1990 – Percy Huggins
1991 – Dick Taylor
1992 – Jack Whitaker
1993 – Peter Dobereiner
1994 – Dan Jenkins
1995 – Jim Murray
1996 – Bob Green
1997 – Furman Bisher
1998 – Michael Williams
1999 – Bob Drum, Ronald Heager, Peter Ryde, Lincoln A. Werden
2000 – Dave Anderson, Renton Laidlaw, Nick Seitz
2001 – Leonard Kamsler, Michael McDonnell, Tom Ramsey, Robert Sommer
2002 – Kaye Kessler
2003 – Al Barkow
2004 – Marino Parascenzo
2005 – Jim McKay
2006 – Sadao Iwata
2007 – Frank Chirkinian
2008 – Ken Bowden
2009 – David “Dai” Davies, Tom Place
2010 – Ron Green Sr.
2011 – Art Spander
2012 – Bob Verdi
2013 – Dave Kindred
2014 – Jaime Diaz
2015 – Donald “Doc” Giffin
2016 – John Garrity, Rhonda Glenn

2017 – Jerry Tarde
2018 – Ron Balicki, Larry Dorman
2019 – Peter Alliss
2020 – Jim Nantz
2021 – Tim Rosaforte
2022 – Michael Bamberger
2023 – John Huggan
2024 – Doug Ferguson
2025 – Bob Baptist

2025 Memorial Golf Journalism Award Inductee



BOB BAPTIST

Erie, Pa., (May 23, 1953)

Bob Baptist never was going to settle for a life without being involved in sports, and he found his niche while still in high school as a sportswriter.

A native of Erie, Pa., Baptist was a three-sport athlete at Erie Academy High School, but when he started to write about the school's basketball team for the school newspaper, the *Star*, he found he had a knack and an affinity for journalism. "That's when I figured out I wanted to be a sportswriter," he said.

Baptist matriculated to Kent State University and soon after graduation caught on with The Columbus Dispatch, where he became one of the stalwarts of the sports staff. He covered The Ohio State University's football program during the Earle Bruce years as well as the Cincinnati Bengals and Cleveland Browns of the NFL. He made his mark during an 18-year stint as beat writer for the Buckeyes' basketball team, and eventually Baptist became known as the Dean of the Big Ten basketball writers. In 2023, he was inducted into the U.S. Basketball Writers Association Hall of Fame.

Golf, however, was his longest-running assignment. He covered his first Memorial Tournament in 1978, and even after retirement from the Dispatch in 2015, he has never missed one since. His attendance at more than 50 major championships included the 1986 Masters—one of the most monumental in golf history as Columbus native Jack Nicklaus, the Memorial Tournament Founder and Host, rallied on Sunday to win a record sixth Green Jacket.

Baptist, who serves as the Memorial Tournament historian, remains in awe of joining the pantheon of writers and broadcasters who have won the Memorial Golf Journalism Award. "I look at the other guys on the plaques in the [Muirfield Village Golf Club] Memorial's press center, and they're all giants of the game," he said. "I think, How did I get this? I guess I'm the local knowledge honoree. But I have written more words and spent more days in that press center than anyone."

Baptist lives in Pickerington, Ohio, with his wife, Vicki. They have a son, Ben, and three grandchildren.



2025 Categories of Eligibility and PGA TOUR Signature Event Overview

2025 PGA TOUR Signature Events are the eight limited-field events featuring top players with increased prize money and FedExCup points (700 points to the winner).

Three player-hosted Signature Events—The Genesis Invitational, Arnold Palmer presented by Mastercard and **the Memorial Tournament presented by Workday**—feature a 36-hole cut to the top 50 and ties plus any player within 10 shots of the lead. The player-hosted Signature Events feature redistributed prize money, awarding 20 percent to the winner (\$4 million), up from 18 percent. The remaining five Signature Events will have no cut and continue to award 18 percent to the winner.

Players are eligible for a Signature Event through their highest eligibility category.

May 26–June 1 Muirfield Village Golf Club, Dublin, Ohio—the Memorial Tournament presented by Workday ELIGIBILITY CRITERIA & PRIORITY RANKING

- Top 50 players from the prior year's FedExCup Playoffs & Eligibility Points List through the Playoffs
- Top 10 available players, not otherwise exempt, from the current year's FedExCup Playoffs & Eligibility Points List through the Charles Schwab Challenge
- Top 5 available players, not otherwise exempt, who accumulate the most FedExCup points in the "swing" of full-field events prior to the event (Myrtle Beach Classic, Charles Schwab Challenge)
- Official Tournament Winners of full point events in the current season, not otherwise exempt
- PGA TOUR Members, not otherwise exempt, who are within the Top 30 of the Official World Golf Ranking as of the Monday of tournament week (Monday, May 26, 2025)
- Four sponsor exemptions restricted to PGA TOUR members
 - One exemption designated for the Defending Champion, if needed
 - Exempt PGA TOUR Members ("Q-school category and above" as defined in Article III, Section A1a(1)-(11) and (18) and Section A1b-f and Section 1h-l)
 - PGA TOUR Members and Special Temporary Members within the Top 125 of the current year FedExCup Points List
 - PGA TOUR Members within the Top 50 of the Official World Golf Rankings
 - One exemption designated for exceptional lifetime achievement of 80+ career wins, if needed
- If necessary to complete a field of 72 players, those players below the top 10 available players from the current year's FedExCup Playoffs & Eligibility Points List through the Charles Schwab Challenge, in priority order

Prize Money Distribution Chart


Total Purse \$20,000,000

Pos.	Pct.	Amount	2 Tied	3 Tied	4 Tied	5 Tied	6 Tied	7 Tied	8 Tied	9 Tied	10 Tied
1	20.000%	4,000,000.00	3,100,000.00	2,533,333.33	2,150,000.00	1,888,000.00	1,700,000.00	1,557,142.86	1,443,250.00	1,349,555.56	1,270,200.00
2	11.000%	2,200,000.00	1,800,000.00	1,533,333.33	1,360,000.00	1,240,000.00	1,150,000.00	1,078,000.00	1,018,250.00	966,888.89	921,600.00
3	7.000%	1,400,000.00	1,200,000.00	1,080,000.00	1,000,000.00	940,000.00	891,000.00	849,428.57	812,750.00	779,555.56	748,800.00
4	5.000%	1,000,000.00	920,000.00	866,666.67	825,000.00	789,200.00	757,666.67	728,857.14	702,000.00	676,444.44	651,800.00
5	4.200%	840,000.00	800,000.00	766,666.67	736,500.00	709,200.00	683,666.67	659,428.57	636,000.00	613,111.11	590,700.00
6	3.800%	760,000.00	730,000.00	702,000.00	676,500.00	652,400.00	629,333.33	606,857.14	584,750.00	563,000.00	543,600.00
7	3.500%	700,000.00	673,000.00	648,666.67	625,500.00	603,200.00	581,333.33	559,714.29	538,375.00	519,555.56	502,500.00
8	3.230%	646,000.00	623,000.00	600,666.67	579,000.00	557,600.00	536,333.33	515,285.71	497,000.00	480,555.56	465,400.00
9	3.000%	600,000.00	578,000.00	556,666.67	535,500.00	514,400.00	493,500.00	475,714.29	459,875.00	445,333.33	431,700.00
10	2.780%	556,000.00	535,000.00	514,000.00	493,000.00	472,200.00	455,000.00	439,857.14	426,000.00	413,000.00	400,600.00
11	2.570%	514,000.00	493,000.00	472,000.00	451,250.00	434,800.00	420,500.00	407,428.57	395,125.00	383,333.33	371,900.00
12	2.360%	472,000.00	451,000.00	430,333.33	415,000.00	401,800.00	389,666.67	378,142.86	367,000.00	356,111.11	345,500.00
13	2.150%	430,000.00	409,500.00	396,000.00	384,250.00	373,200.00	362,500.00	352,000.00	341,625.00	331,444.44	321,600.00
14	1.945%	389,000.00	379,000.00	369,000.00	359,000.00	349,000.00	339,000.00	329,000.00	319,125.00	309,555.56	300,200.00
15	1.845%	369,000.00	359,000.00	349,000.00	339,000.00	329,000.00	319,000.00	309,142.86	299,625.00	290,333.33	281,300.00
16	1.745%	349,000.00	339,000.00	329,000.00	319,000.00	309,000.00	299,166.67	289,714.29	280,500.00	271,555.56	262,800.00
17	1.645%	329,000.00	319,000.00	309,000.00	299,000.00	289,200.00	279,833.33	270,714.29	261,875.00	253,222.22	244,700.00
18	1.545%	309,000.00	299,000.00	289,000.00	279,250.00	270,000.00	261,000.00	252,285.71	243,750.00	235,333.33	227,900.00
19	1.445%	289,000.00	279,000.00	269,333.33	260,250.00	251,400.00	242,833.33	234,428.57	226,125.00	218,888.89	212,400.00
20	1.345%	269,000.00	259,500.00	250,666.67	242,000.00	233,600.00	225,333.33	217,142.86	210,125.00	203,888.89	198,200.00
21	1.250%	250,000.00	241,500.00	233,000.00	224,750.00	216,600.00	208,500.00	201,714.29	195,750.00	190,333.33	185,300.00
22	1.165%	233,000.00	224,500.00	216,333.33	208,250.00	200,200.00	193,666.67	188,000.00	182,875.00	178,111.11	173,600.00
23	1.080%	216,000.00	208,000.00	200,000.00	192,000.00	185,800.00	180,500.00	175,714.29	171,250.00	167,000.00	162,900.00
24	1.000%	200,000.00	192,000.00	184,000.00	178,250.00	173,400.00	169,000.00	164,857.14	160,875.00	157,000.00	153,200.00
25	.920%	184,000.00	176,000.00	171,000.00	166,750.00	162,800.00	159,000.00	155,285.71	151,625.00	148,000.00	144,600.00
26	.840%	168,000.00	164,500.00	161,000.00	157,500.00	154,000.00	150,500.00	147,000.00	143,500.00	140,222.22	137,100.00
27	.805%	161,000.00	157,500.00	154,000.00	150,500.00	147,000.00	143,500.00	140,000.00	136,750.00	133,666.67	130,700.00
28	.770%	154,000.00	150,500.00	147,000.00	143,500.00	140,000.00	136,500.00	133,285.71	130,250.00	127,333.33	124,500.00
29	.735%	147,000.00	143,500.00	140,000.00	136,500.00	133,000.00	129,833.33	126,857.14	124,000.00	121,222.22	118,500.00
30	.700%	140,000.00	136,500.00	133,000.00	129,500.00	126,400.00	123,500.00	120,714.29	118,000.00	115,333.33	112,800.00
31	.665%	133,000.00	129,500.00	126,000.00	123,000.00	120,200.00	117,500.00	114,857.14	112,250.00	109,777.78	107,400.00
32	.630%	126,000.00	122,500.00	119,666.67	117,000.00	114,400.00	111,833.33	109,285.71	106,875.00	104,555.56	102,300.00
33	.595%	119,000.00	116,500.00	114,000.00	111,500.00	109,000.00	106,500.00	104,142.86	101,875.00	99,666.67	97,500.00
34	.570%	114,000.00	111,500.00	109,000.00	106,500.00	104,000.00	101,666.67	99,428.57	97,250.00	95,111.11	93,000.00
35	.545%	109,000.00	106,500.00	104,000.00	101,500.00	99,200.00	97,000.00	94,857.14	92,750.00	90,666.67	88,600.00
36	.520%	104,000.00	101,500.00	99,000.00	96,750.00	94,600.00	92,500.00	90,428.57	88,375.00	86,333.33	84,300.00
37	.495%	99,000.00	96,500.00	94,333.33	92,250.00	90,200.00	88,166.67	86,142.86	84,125.00	82,111.11	80,100.00
38	.470%	94,000.00	92,000.00	90,000.00	88,000.00	86,000.00	84,000.00	82,000.00	80,000.00	78,000.00	76,000.00
39	.450%	90,000.00	88,000.00	86,000.00	84,000.00	82,000.00	80,000.00	78,000.00	76,000.00	74,000.00	72,200.00
40	.430%	86,000.00	84,000.00	82,000.00	80,000.00	78,000.00	76,000.00	74,000.00	72,000.00	70,222.22	68,600.00
41	.410%	82,000.00	80,000.00	78,000.00	76,000.00	74,000.00	72,000.00	70,000.00	68,250.00	66,666.67	65,200.00
42	.390%	78,000.00	76,000.00	74,000.00	72,000.00	70,000.00	68,000.00	66,285.71	64,750.00	63,333.33	62,100.00
43	.370%	74,000.00	72,000.00	70,000.00	68,000.00	66,000.00	64,333.33	62,857.14	61,500.00	60,333.33	59,300.00
44	.350%	70,000.00	68,000.00	66,000.00	64,000.00	62,400.00	61,000.00	59,714.29	58,625.00	57,666.67	56,800.00
45	.330%	66,000.00	64,000.00	62,000.00	60,500.00	59,200.00	58,000.00	57,000.00	56,125.00	55,333.33	54,600.00
46	.310%	62,000.00	60,000.00	58,666.67	57,500.00	56,400.00	55,500.00	54,714.29	54,000.00	53,333.33	52,700.00
47	.290%	58,000.00	57,000.00	56,000.00	55,000.00	54,200.00	53,500.00	52,857.14	52,250.00	51,666.67	51,100.00
48	.280%	56,000.00	55,000.00	54,000.00	53,250.00	52,600.00	52,000.00	51,428.57	50,875.00	50,333.33	49,800.00
49	.270%	54,000.00	53,000.00	52,333.33	51,750.00	51,200.00	50,666.67	50,142.86	49,625.00	49,111.11	48,600.00
50	.260%	52,000.00	51,500.00	51,000.00	50,500.00	50,000.00	49,500.00	49,000.00	48,500.00	48,000.00	47,500.00
51	.255%	51,000.00	50,500.00	50,000.00	49,500.00	49,000.00	48,500.00	48,000.00	47,500.00	47,000.00	46,500.00
52	.250%	50,000.00	49,500.00	49,000.00	48,500.00	48,000.00	47,500.00	47,000.00	46,500.00	46,000.00	45,500.00
53	.245%	49,000.00	48,500.00	48,000.00	47,500.00	47,000.00	46,500.00	46,000.00	45,500.00	45,000.00	44,500.00
54	.240%	48,000.00	47,500.00	47,000.00	46,500.00	46,000.00	45,500.00	45,000.00	44,500.00	44,000.00	43,500.00
55	.235%	47,000.00	46,500.00	46,000.00	45,500.00	45,000.00	44,500.00	44,000.00	43,500.00	43,000.00	42,500.00
56	.230%	46,000.00	45,500.00	45,000.00	44,500.00	44,000.00	43,500.00	43,000.00	42,500.00	42,000.00	41,500.00
57	.225%	45,000.00	44,500.00	44,000.00	43,500.00	43,000.00	42,500.00	42,000.00	41,500.00	41,000.00	40,500.00
58	.220%	44,000.00	43,500.00	43,000.00	42,500.00	42,000.00	41,500.00	41,000.00	40,500.00	40,000.00	39,500.00
59	.215%	43,000.00	42,500.00	42,000.00	41,500.00	41,000.00	40,500.00	40,000.00	39,500.00	39,000.00	38,500.00
60	.210%	42,000.00	41,500.00	41,000.00	40,500.00	40,000.00	39,500.00	39,000.00	38,500.00	38,000.00	37,500.00
61	.205%	41,000.00	40,500.00	40,000.00	39,500.00	39,000.00	38,500.00	38,000.00	37,500.00	37,000.00	36,500.00
62	.200%	40,000.00	39,500.00	39,000.00	38,500.00	38,000.00	37,500.00	37,000.00	36,500.00	36,000.00	35,500.00
63	.195%	39,000.00	38,500.00	38,000.00	37,500.00	37,000.00	36,500.00	36,000.00	35,500.00	35,000.00	34,500.00
64	.190%	38,000.00	37,500.00	37,000.00	36,500.00	36,000.00	35,500.00	35,000.00	34,500.00	34,000.00	
65	.185%	37,000.00	36,500.00	36,000.00	35,500.00	35,000.00	34,500.00	34,000.00	33,500.00		
66	.180%	36,000.00	35,500.00	35,000.00	34,500.00	34,000.00	33,500.00	33,000.00			
67	.175%	35,000.00	34,500.00	34,000.00	33,500.00	33,000.00	32,500.00				
68	.170%	34,000.00	33,500.00	33,000.00	32,500.00	32,000.00					
69	.165%	33,000.00	32,500.00	32,000.00	31,500.00						
70	.160%	32,000.00	31,500.00								
71	.155%	31,000.00	30,500.00								
72	.150%	30,000.00									

1976 - 2024

Memorial Tournament Records

The highs, lows and other numbers of importance
covering the years 1976 through 2024.



John Huston set the Muirfield Village Golf Club course record when he shot 61 during the second round of the 1996 Memorial.

Memorial Winners

Year	Champion (Wins)	Scores	Runner(s)-up	Margin
2024	Scottie Scheffler	67-68-71-74-280 (-8)	Collin Morikawa	1
2023	Viktor Hovland	71-71-69-70-281 (-7)	Denny McCarthy	Playoff
2022	Billy Horschel	70-68-65-72-275 (-13)	Aaron Wise	4
2021	Patrick Cantlay (2)	69-67-68-71-275 (-13)	Collin Morikawa	Playoff
2020	Jon Rahm	69-67-68-75-279 (-9)	Ryan Palmer	3
2019	Patrick Cantlay	68-69-68-64-269 (-19)	Adam Scott	2
2018	Bryson DeChambeau	69-67-66-71-273 (-15)	Byeong Hun An, Kyle Stanley	Playoff
2017	Jason Dufner	65-65-77-68-275 (-13)	Rickie Fowler, Anirban Lahiri	3
2016	William McGirt	70-68-64-71-273 (-15)	Jon Curran	Playoff
2015	David Lingmerth	67-65-72-69-273 (-15)	Justin Rose	Playoff
2014	Hideki Matsuyama	70-67-69-69-275 (-13)	Kevin Na	Playoff
2013	Matt Kuchar	68-70-70-68-276 (-12)	Kevin Chappell	2
2012	Tiger Woods (5)	70-69-73-67-279 (-9)	Andres Romero, Rory Sabbatini	2
2011	Steve Stricker	68-67-69-68-272 (-16)	Matt Kuchar, Brandt Jobe	1
2010	Justin Rose	65-69-70-66-270 (-18)	Rickie Fowler	3
2009	Tiger Woods (4)	69-74-68-65-276 (-12)	Jim Furyk	1
2008	Kenny Perry (3)	66-71-74-69-280 (-8)	Jerry Kelly, Justin Rose, Mathew Goggin, Mike Weir	2
2007	K.J. Choi	69-70-67-65-271 (-17)	Ryan Moore	1
2006	Carl Pettersson	69-67-69-71-276 (-12)	Zach Johnson, Brett Wetterich	2
2005	Bart Bryant	69-69-66-68-272 (-16)	Fred Couples	1
2004	Ernie Els	68-70-66-66-270 (-18)	Fred Couples	4
2003	Kenny Perry (2)	65-68-70-72-275 (-13)	Lee Janzen	2
2002	Jim Furyk	71-70-68-65-274 (-14)	John Cook, David Peoples	2
2001	Tiger Woods (3)	68-69-68-66-271 (-17)	Paul Azinger	7
2000	Tiger Woods (2)	71-63-65-70-269 (-19)	Ernie Els, Justin Leonard	5
1999	Tiger Woods	68-66-70-69-273 (-15)	Vijay Singh	2
1998	Fred Couples	68-67-67-69-271 (-17)	Andrew Magee	4
1997	Vijay Singh	70-65-67- # -202 (-14)	Greg Norman, Jim Furyk	2
1996	Tom Watson (2)	70-68-66-70-274 (-14)	David Duval	2
1995	Greg Norman (2)	66-70-67-66-269 (-19)	Steve Elkington, David Duval, Mark Calcavecchia	4
1994	Tom Lehman	67-67-67-67-268 (-20)	Greg Norman	5
1993	Paul Azinger	68-69-68-69-274 (-14)	Corey Pavin	1
1992	David Edwards	71-65-70-67-273 (-15)	Rick Fehr	Playoff
1991	Kenny Perry	70-63-69-71-273 (-15)	Hale Irwin	Playoff
1990	Greg Norman	73-74-69- # -216 (par)	Payne Stewart	1
1989	Bob Tway	71-69-68-69-277 (-11)	Fuzzy Zoeller	2
1988	Curtis Strange	73-70-64-67-274 (-14)	Hale Irwin, David Frost	2
1987	Don Pooley	70-67-65-70-272 (-16)	Curt Byrum	3
1986	Hal Sutton	68-69-66-68-271 (-17)	Don Pooley	4
1985	Hale Irwin (2)	68-68-73-72-281 (-7)	Lanny Wadkins	1
1984	Jack Nicklaus (2)	69-70-71-70-280 (-8)	Andy Bean	Playoff
1983	Hale Irwin	71-71-70-69-281 (-7)	Ben Crenshaw, David Graham	1
1982	Ray Floyd	74-69-67-71-281 (-7)	Wayne Levi, Peter Jacobsen, Gil Morgan, Roger Maltbie	2
1981	Keith Fergus	71-68-74-71-284 (-4)	Jack Renner	1
1980	David Graham	73-67-70-70-280 (-8)	Tom Watson	1
1979	Tom Watson	73-69-72-71-285 (-3)	Miller Barber	3
1978	Jim Simons	68-69-73-74-284 (-4)	Bill Kratzert	1
1977	Jack Nicklaus	72-68-70-71-281 (-7)	Hubert Green	2
1976	Roger Maltbie	71-71-70-76-288 (par)	Hale Irwin	Playoff

final round canceled by weather

Course

Muirfield Village Golf Club was the fulfillment of founder and designer Jack Nicklaus' dream. The land was acquired in 1966 but construction did not begin until July 28, 1972. The golf course was laid out on 220 acres that include an 11-acre practice range. The 18 holes originally played at 6,678 yards but presently cover 7,569 yards.

The course was officially dedicated on May 27, 1974, with an exhibition match between Nicklaus and Tom Weiskopf. Nicklaus shot 66, which stood as the course record until 1979. A Columbus Pro-Am on Aug. 11, 1975, was the first event held at the club, and the first Memorial Tournament was played in May 1976.

SCORECARD

Hole	Par	Yards
1	4	490
2	4	459
3	4	392
4	3	210
5	5	547
6	4	455
7	5	582
8	3	200
9	4	417
Out	36	3752
10	4	472
11	5	588
12	3	180
13	4	455
14	4	360
15	5	561
16	3	218
17	4	503
18	4	480
In	36	3817
Total	72	7569

Tournament Winners

Most career earnings (starts):

\$6,099,820.00	Scottie Scheffler (4)
\$5,410,870.00	Tiger Woods (18)
\$4,659,266.00	Patrick Cantlay (8)
\$4,008,608.00	Viktor Hovland (5)
\$3,569,237.16	Matt Kuchar (19)
\$3,368,595.00	Justin Rose (15)
\$3,237,539.00	Collin Morikawa (5)
\$3,226,342.84	Kenny Perry (26)
\$3,188,464.44	Billy Horschel (11)
\$2,854,376.49	Jim Furyk (25)

Most wins:

5	Tiger Woods (1999-2001, 2009, 2012)
3	Kenny Perry (1991, 2003, 2008)
2	Jack Nicklaus (1977, 1984)
	Hale Irwin (1983, 1985)
	Greg Norman (1990, 1995)
	Tom Watson (1979, 1996)
	Patrick Cantlay (2019, 2021)

Consecutive wins:

3	Tiger Woods (1999-2001)
---	-------------------------

Playoff wins:

	Roger Maltbie (1976 vs. Hale Irwin)
	Jack Nicklaus (1984 vs. Andy Bean)
	Kenny Perry (1991 vs. Hale Irwin)
	David Edwards (1992 vs. Rick Fehr)
	Hideki Matsuyama (2014 vs. Kevin Na)
	David Lingmerth (2015 vs. Justin Rose)
	William McGirt (2016 vs. Jon Curran)
	Bryson DeChambeau (2018 vs. Byeong Hun An, Kyle Stanley)
	Patrick Cantlay (2021 vs. Collin Morikawa)
	Viktor Hovland (2023 vs. Denny McCarthy)

Wire-to-wire wins:

None.

Largest margin of victory:

7	Tiger Woods (2001)
5	Tom Lehman (1994)
	Tiger Woods (2000)

Largest comeback after 18 holes:

7	Hideki Matsuyama (2014)
6	Ray Floyd (1982)
	Don Pooley (1987)
	David Edwards (1992)
	Jim Furyk (2002)
	William McGirt (2016)

Tournament Winners *(Continued)*

Largest comeback after 36 holes:

- 9 Ray Floyd (1982)
- 7 Jim Furyk (2002)
- K.J. Choi (2007)
- 6 Hale Irwin (1983)
- Don Pooley (1987)
- Tiger Woods (2009)
- William McGirt (2016)
- Viktor Hovland (2023)

Largest comeback after 54 holes:

- 5 David Edwards (1992)
- Jim Furyk (2002)
- K.J. Choi (2007)
- 4 Hale Irwin (1983)
- Don Pooley (1987)
- Tiger Woods (2009)
- Justin Rose (2010)
- Tiger Woods (2012)
- Jason Dufner (2017)
- Patrick Cantlay (2019)

Low first round by winner:

- 65 Kenny Perry (2003)
- Justin Rose (2010)
- Jason Dufner (2017)

Low second round by winner:

- 63 Kenny Perry (1991)
- Tiger Woods (2000)

Low third round by winner:

- 64 Curtis Strange (1988)
- William McGirt (2016)

Low final round by winner:

- 64 Patrick Cantlay (2019)

Low final 36 by winner:

- 131 64-67 Curtis Strange (1988)
- 132 65-67 Vijay Singh (1997)
- 66-66 Ernie Els (2004)
- 67-65 K.J. Choi (2007)
- 68-64 Patrick Cantlay (2019)

High first round by winner:

- 74 Ray Floyd (1982)

High second round by winner:

- 74 Greg Norman (1990)
- Tiger Woods (2009)

High third round by winner:

- 77 Jason Dufner (2017)
- 74 Keith Fergus (1981)
- Kenny Perry (2008)

High final round by winner:

- 76 Roger Maltbie (1976)
- 75 Jon Rahm (2020)

High final 36 by winner:

- 147 Jim Simons (1978)
- 146 Roger Maltbie (1976)

Youngest winners:

- Hideki Matsuyama (2014): 22 yrs, 3 mo, 7 days
- Tiger Woods (1999): 23 yrs, 5 mo, 7 days
- Tiger Woods (2000): 24 yrs, 4 mo, 28 days
- Bryson DeChambeau (2018): 24 yrs, 8 mo, 18 days
- Roger Maltbie (1976): 24 yrs, 11 mo

Oldest winners:

- Kenny Perry (2008): 47 yrs, 9 mo, 22 days
- Tom Watson (1996): 46 yrs, 8 mo, 29 days
- Jack Nicklaus (1984): 44 yrs, 4 mo, 6 days
- Steve Stricker (2011): 44 yrs, 3 mo, 13 days
- Kenny Perry (2003): 42 yrs, 9 mo, 22 days

Most Memorials played before winning:

- 12 Steve Stricker (2012)
- 11 Fred Couples (1998)
- Ernie Els (2004)

Fewest Memorials played before winning:

- 1 Roger Maltbie (1976)
- Hideki Matsuyama (2014)
- 2 Jack Nicklaus (1977)
- Bart Bryant (2005)
- Bryson DeChambeau (2018)
- Jon Rahm (2020)

The Memorial Tournament as first

PGA Tour victory:

- Keith Fergus (1981)
- Kenny Perry (1991)
- Tom Lehman (1994)
- Justin Rose (2010)
- Hideki Matsuyama (2014)
- David Lingmerth (2015)
- William McGirt (2016)

Scoring

Low career scoring average:

(minimum 10 rounds)

70.44	Tiger Woods
70.53	Jon Rahm
70.63	Scottie Scheffler
70.67	Patrick Cantlay
70.83	Kiradech Aphibarnrat

Low front 9:

29 (-7)	John Huston (1996, round 2)
	Mark Wilson (2007, round 3)
	Aaron Baddeley (2014, round 1)
	Dustin Johnson (2015, round 3)
	Hudson Swafford (2016, round 1)

Low back 9:

29 (-7)	Bobby Wadkins (1977, round 1)
---------	-------------------------------

Low 18:

61 (-11)	John Huston (1996, round 2)
62 (-10)	Adam Scott (2007, round 2)
	Ricky Barnes (2010, round 3)

Low first 36:

130 (-14)	Jason Dufner (2017)
131 (-13)	Scott Hoch (1987)
	Rickie Fowler (2010)

Low middle 36:

128 (-16)	Tiger Woods (2000)
129 (-15)	Jon Rahm (2021)

Low final 36:

130 (-14)	Kenny Perry (2007)
131 (-13)	Curtis Strange (1988)
	Hale Irwin (1991)
	Jay Haas (1995)

Low first 54:

198 (-18)	Scott Hoch (1987)
	Jon Rahm (2021)
199 (-17)	Tiger Woods (2000)

Low final 54:

198 (-18)	Tiger Woods (2000)
200 (-16)	Hale Irwin (1991)

Low 72:

268 (-20)	Tom Lehman (1994)
269 (-19)	Greg Norman (1995)
	Tiger Woods (2000)
	Patrick Cantlay (2019)

Low first round:

63 (-9)	Rory McIlroy (2014)
64 (-8)	7 players. Last: Dustin Johnson (2016)

Low second round:

61 (-11)	John Huston (1996)
62 (-10)	Adam Scott (2007)

Low third round:

62 (-10)	Ricky Barnes (2010)
63 (-9)	Geoff Ogilvy (2009)

Low final round:

63 (-9)	Kenny Perry (2007)
64 (-8)	6 players. Last: Patrick Cantlay (2019)

Low first-round average (field):

70.683	(2016)
--------	--------

Low second-round average (field):

70.458	(2018)
--------	--------

Low third-round average (field):

70.056	(1998)
--------	--------

Low final-round average (field):

70.671	(1992)
--------	--------

Low four-round average (field):

70.987	(2016)
--------	--------

High front 9:

46 (+10)	A-Fred Ridley (1976, round 2)
	Bill Kratzert (1986, round 1)
	Bob Lohr (1988, round 2)
	Andy North (1988, round 2)
	A-Eric Meeks (1989, round 1)
	Ian Baker-Finch (1995, round 1)
	Hunter Haas (2000, round 2)
	Alejandro Larrazabal (2003, round 1)
	Mark Calcavecchia (2008, round 2)

High back 9:

50 (+14)	Roger Maltbie (1979, round 2)
49 (+13)	Mark McCumber (1990, round 1)
	Michael Bradley (1999, round 2)

High 18:

92 (+20)	Roger Maltbie (1979, round 2)
----------	-------------------------------

High first 36:

168 (+24)	Dale Douglass (1976)
-----------	----------------------

Scoring *(Continued)*

High first 54:

239 (+23) Gary Koch (1976)

High 72:

320 (+32) Leonard Thompson (1976)

High first round:

88 (+16) Bob Goalby (1977)
Mark McCumber (1990)
Mark Calcavecchia (1990)
Alejandro Larrazabal (2003)
Chad Ramey (2023)

High second round:

92 (+20) Roger Maltbie (1979)

High third round:

85 (+13) Gary Koch (1976)
J.L. Lewis (2003)
Steve Flesch (2006)
Tiger Woods (2015)

High final round:

88 (+16) Gary Hallberg (1981)

High first-round average (field):

78.792 (1990)

High second-round average (field):

78.738 (1979)

High third-round average (field)

75.493 (2003)

High fourth-round average (field):

75.973 (1978)

High four-round average (field):

76.454 (1990)

Largest 18-hole lead:

4 Fred Couples (1990)
3 Mark Brooks (1994)
Harrison Frazar (2000)
Luke Donald (2009)
Rory McIlroy (2014)

Largest 36-hole lead:

6 Roger Maltbie (1982)
5 Fuzzy Zoeller (1989)
Jason Dufner (2017)

Largest 54-hole lead:

6 Tiger Woods (2000)
Jon Rahm (2021)
5 Billy Horschel (2022)

Most players sharing lead, first round

6 2022
4 1997, 1998

Most players sharing lead, second round

4 (1980, 1986)
3 (2004, 2019)

Most players sharing lead, third round:

4 (2005)
3 (1981, 2016, 2023)

Most rounds below par:

52 Jim Furyk
51 Jay Haas
50 Stewart Cink
47 Vijay Singh
46 Kenny Perry
Tiger Woods
42 Matt Kuchar
40 Ernie Els
36 Fred Couples
K.J. Choi
35 Tom Watson
Craig Stadler
Scott Hoch
Tom Lehman

Most rounds par and below:

68 Jay Haas
62 Stewart Cink
60 Jim Furyk
57 Kenny Perry
Vijay Singh
56 Tiger Woods
52 Ernie Els
49 Tom Watson
47 Matt Kuchar
46 Scott Hoch
45 Peter Jacobsen
Mark Calcavecchia
John Cook
Davis Love III
Phil Mickelson

Scoring *(Continued)*

Most aces in a round:

- 1 Tim Simpson (1979, round 1, No. 4)
Gibby Gilbert (1979, round 4, No. 8)
Mike Sullivan (1981, round 1, No. 12)
Clarence Rose (1986, round 3, No. 4)
Fred Wadsworth (1987, round 1, No. 4)
Loren Roberts (1990, round 2, No. 16)
Kenny Perry (1991, round 2, No. 16)
Lanny Wadkins (1993, round 3, No. 4)
Bob Tway (1994, round 1, No. 8)
Bob Tway (1994, round 3, No. 12)
Joe Ozaki (1996, round 4, No. 16)
Steve Flesch (2000, round 2, no. 12)
Justin Leonard (2000, round 3, No. 8)
Hal Sutton (2001, round 1, No. 12)
Jim Furyk (2002, round 3, No. 4)
Tom Pernice Jr. (2004, round 2, No. 12)
David Toms (2005, round 3, No. 4)
John Senden (2010, round 4, No. 8)
Steve Stricker (2011, round 2, No. 8)
Jason Dufner (2015, round 2, No. 16)
Rod Pampling (2016, round 4, No. 16)
Harold Varner III (2017, round 4, No. 8)
Patrick Cantlay (2018, round 3, No. 8)
Jon Rahm (2021, round 2, No. 16)
Adam Hadwin (2022, round 2, No. 16)

Most aces in a tournament:

- 2 Bob Tway, (1994, round 1, No. 8,
and round 3, No. 12)

Most double eagles in a round:

- 1 Bobby Wadkins (1993, round 1, No. 15)
Peter Teravainen (1997, round 2, No. 11)
Carlos Franco (1999, round 2, No. 7)
Shubhankar Sharma (2019, round 2, No.5)
Mito Pereira (2022, round 4, No. 7)

Most eagles in a round:

- 2 Keith Fergus (1980, round 3)
David Graham (1986, round 3)
Dan Forsman (1986, round 4)
Bruce Lietzke (1988, round 3)
Greg Norman (1988, round 3)
Mark McCumber (1988, round 4)
Payne Stewart (1990, round 1)
Robert Gamez (1991, round 3)
Gary Hallberg (1994, round 2)
Yoshinori Mizumaki (1994, round 3)
Mark Calcavecchia (1995, round 3)
Fred Couples (1998, round 1)
Tom Lehman (1998, round 1)
Ernie Els (1998, round 3)

- Frank Lickliter II (2000, round 3)
Tiger Woods (2001, round 1)
Robert Allenby (2001, round 3)
Brett Wetterich (2002, round 2)
Pat Perez (2003, round 2)
David Toms (2005, round 3)
Chris DiMarco (2007, round 2)
Jerry Kelly (2007, round 3)
John Rollins (2008, round 4)
Charley Hoffman (2009, round 1)
Dustin Johnson (2009, round 2)
Rocco Mediate (2009, round 2)
Bubba Watson (2009, round 2)
Charley Hoffman (2010, round 2)
Steve Stricker (2011, round 3)
Bo Van Pelt (2011, round 4)
Rory McIlroy (2014, round 1)
Charles Howell III (2014, round 1)
Marc Leishman (2014, round 2)
Jason Dufner (2015, round 1)
Jason Dufner (2015, round 2)
Carl Pettersson (2015, round 2)
Dustin Johnson (2015, round 3)
Brooks Koepka (2015, round 3)
George McNeill (2015, round 3)
Patrick Reed (2016, round 1)
Charles Howell III (2016, round 2)
Bud Cauley (2016, round 3)
Martin Laird (2017, round 1)
Patrick Cantlay (2018, round 3)
Alex Noren (2019, round 2)
Justin Rose (2019, round 2)
Xinjun Zhang (2021, round 2)
Jimmy Walker (2021, round 2)
Adam Hadwin (2022, round 2)
Patrick Cantlay (2022, round 3)
A-Aldrich Potgieter (2023, round 1)
Denny McCarthy (2023, round 3)
Victor Perez (2024, round 1)
Eric Cole (2024, round 2)
Shane Lowry (2024, round 3)

Consecutive eagles in a round:

- 2 Jason Dufner (2015, round 2, Nos.15-16)

Most eagles in a tournament:

- 4 Jason Dufner (2015)
Carl Pettersson (2015)

Scoring *(Continued)*

Most birdies in a round:

- 11 Adam Scott (2007, round 2)
- 10 John Huston (1996, round 2)
- Charl Schwartzel (2013, round 1)
- Bo Van Pelt (2015, round 1)
- Dustin Johnson (2016, round 1)
- James Hahn (2017, round 3)

Consecutive birdies in a round:

- 7 Mark Wilson (2007, round 3, Nos. 3-9)

Most birdies in a tournament:

- 28 Aaron Baddeley (2014)
- 27 Robert Gamez (1995)

Most pars in a round:

- 18 Dillard Pruitt (1995, round 3)
- Grant Waite (2001, round 3)
- Craig Parry (2006, round 2)
- 17 27 players. Last: Billy Horschel (2024, round 4)

Most pars in a tournament:

- 59 Scott Hoch (1986)
- Hale Irwin (1987)
- 58 Dan Forsman (2004)

Most bogeys in a round:

- 12 Jack Newton (1979, round 2)
- Tom Purtzer (1990, round 1)
- 11 Sam Snead (1976, round 2)
- Jim Booros (1989, round 1)
- A-Eric Meeks (1989, round 2)
- David Sutherland (2000, round 1)
- Billy Hurley III (2012, round 1)
- Sung Kang (2020, round 4)

Consecutive bogeys in a round:

- 9 Keith Clearwater (1990, round 1, Nos. 8-16)

Most bogeys in a tournament:

- 26 Sahith Theegala (2023)
- 25 Keegan Bradley (2020)
- 24 Steve Jones (1988)
- Zach Johnson (2013)
- Bo Hoag (2020)

Fewest bogeys in a tournament:

- *0 Jim Furyk (1997)
- 2 Lee Janzen (1992)
- Jay Haas (1995)
- Nick Faldo (1995)
- Ricky Barnes (2010)
- * – 54 holes

Consecutive holes without a bogey:

- 74 John Cook
(2003, round 3, No. 8 – 2004, round 3, No. 9)
- 69 Jim Furyk
(1996, round 4, No. 13 – 1998, round 1, No. 9)
- 68 Scott Hoch
(1986, round 4, No. 6 – 1987, round 4, No. 1)

Most double bogeys in a round:

- 6 Gary Koch (1976, round 3)
- 5 A-Randy Sonnier (1985, round 4)
- Jim Benepe (1989, round 1)
- Davis Love III (2007, round 2)
- Nicholas Thompson (2008, round 2)
- Mike Weir (2012, round 1)

Consecutive double bogeys in a round:

- 3 Mason Rudolph (1977, round 1, Nos. 11-13)
- Don Pooley (1979, round 2, Nos. 12-14)
- Ken Green (1990, round 1, Nos. 10-12)
- Luke Donald (2003, round 3, Nos. 4-6)
- Rory McIlroy (2014, round 2, Nos. 13-15)
- Gary Woodland (2014, round 3, Nos. 11-13)
- Freddie Jacobson (2016, round 3, Nos. 16-18)

Most double bogeys in a tournament:

- 9 A-Jim Holtgrieve (1984)
- 8 A-Randy Sonnier (1985)
- Dan Forsman (1987)

Most triple bogeys or more in a round:

- 3 Butch Baird (1976, round 2)
- Rod Funseth (1979, round 2)
- Clark Dennis (1990, round 1)
- Mark McCumber (1990, round 1)
- Alejandro Larrazabal (2003, round 1)
- John Daly (2003, round 3)
- Martin Trainer (2019, round 2)

Most triple bogeys or more in a tournament:

- 4 Martin Trainer (2019)
- 3 11 players. Last: Tom Hoge (2023)

Most 2s in a round:

- 4 Tom Weiskopf (1983, round 4)
- Mark Calcavecchia (1998, round 1)
- Fred Couples (2005, round 2)
- Todd Hamilton (2007, round 2)

Consecutive 2s in a round:

- 2 Hubert Green (1983, round 1, Nos. 16-17)
- Bobby Wadkins (1993, round 1, Nos. 15-16)
- Daniel Berger (2022, round 1, Nos. 3-4)
- Xander Schauffele (2022, round 1, Nos. 12-13)

Scoring *(Continued)*

Most 3s in a round:

- 10 Geoff Ogilvy (2009, round 3)
- Jason Dufner (2015, round 1)
- Dustin Johnson (2015, round 3)
- Morgan Hoffman (2016, round 1)
- Hideki Matsuyama (2019, round 3)

Consecutive 3s in a round:

- 6 Rory McIlroy (2014, round 1, Nos. 8-13)
- Justin Rose (2019, round 2, Nos. 4-9)
- Jimmy Walker (2021, round 2, Nos. 12-17)

Most 4s in a round:

- 16 Mac O'Grady (1986, round 3)

Consecutive 4s in a round:

- 10 Ron Streck (1981, round 2, Nos. 1-10)
- Peter Oosterhuis (1982, round 3, Nos. 1-10)
- Larry Mize (1984, round 2, Nos. 1-10)
- Hal Sutton (1991, round 2, Nos. 2-11)
- J.P. Hayes (2003, round 2, Nos. 9-18)
- Mark Hensby (2004, round 4, Nos. 1-10)
- Greg Owen (2009, round 1, Nos. 9-18)
- Ryan Moore (2010, round 2, Nos. 9-18)
- Jonas Blixt (2012, round 1, Nos. 1-10)
- Russell Henley (2013, round 3, Nos. 1-10)
- Justin Thomas (2020, round 1, Nos. 16-7)
- Sepp Straka (2020, round 2, Nos. 17-8)
- Denny McCarthy (2022, round 4, Nos. 9-18)

Most 5s in a round:

- 11 Roger Maltbie (1978, round 4)
- George Burns (1983, round 2)
- Scott Simpson (1984, round 1)
- Hubert Green (1988, round 2)
- Sam Saunders (2010, round 1)
- Ryan Ruffels (2017, round 1)

Consecutive 5s in a round:

- 7 Don January (1979, round 2, Nos. 7-13)
- Frank Lickliter II (2003, round 4, Nos. 1-7)

Most 6s in a round:

- 7 Gary Koch (1976, round 3)

Consecutive 6s in a round:

- 3 Yoshitaka Yamamoto (1979, rd. 1, Nos. 5-7)
- Mike Reid (1979, round 2, Nos. 9-11)
- Chris Smith (2003, round 3, Nos. 9-11)
- Jeff Maggert (2003, round 4, Nos. 5-7)
- Charley Hoffman (2008, round 4, Nos. 11-13)
- Graeme Storm (2008, round 1, Nos. 5-7)
- David Duval (2008, round 1, Nos. 5-7)
- Russell Knox (2017, round 3, Nos. 13-15)
- Billy Horschel (2023, round 1, Nos. 9-11)

Most 7s in a round:

- 3 Bob Shearer (1979, round 1)
- Dan Pohl (1980, round 2)
- Rolf Muntz (1991, round 1)
- Dean Wilson (2008, round 3)
- Jimmy Walker (2012, round 3)
- Danny Lee (2019, round 1)

Consecutive 7s in a round:

- 2 George Burns (1976, round 1, Nos. 5-6)
- Bob Goalby (1977, round 1, Nos. 12-13)
- Howard Twitty (1977, round 2, Nos. 11-12)
- Bill Kratzert (1979, round 1, Nos. 2-3)
- Bob Shearer (1979, round 1, Nos. 5-6)
- Curtis Strange (1979, round 4, Nos. 14-15)
- Dan Pohl (1980, round 2, Nos. 6-7)
- Mike Holland (1982, round 1, Nos. 14-15)
- Jim Nelford (1984, round 2, Nos. 14-15)
- Arron Oberholser (2004, round 2, Nos. 5-6)
- Brendan Steele (2012, round 4, Nos. 11-12)
- Steven Bowditch (2015, round 4, Nos. 14-15)

Most 8s in a round:

- 2 Mark McCumber (1979, round 1)
- Roger Maltbie (1979, round 2)
- Andy North (1988, round 2)
- Scott McCarron (2009, round 3)

Field

Most players to start:

131 (2020)

Fewest players to start

73 (2024)

Most starts (last):

30 Jack Nicklaus (2005)
 29 Jay Haas (2006)
 27 Roger Maltbie (2002)
 26 Kenny Perry (2018)
 Vijay Singh (2020)
 Ernie Els (2020)
 Stewart Cink (2023)
 25 Fuzzy Zoeller (2001)
 Jim Furyk (2020)
 24 Craig Stadler (2003)
 John Cook (2006)
 Mark Calcavecchia (2010)
 Davis Love III (2016)

Most consecutive starts:

30 Jack Nicklaus (1976-2005)
 29 Jay Haas (1978-2006)
 27 Roger Maltbie (1976-2002)
 25 Fuzzy Zoeller (1977-2001)
 24 Mark Calcavecchia (1987-2010)
 23 Ernie Els (1994-2016)
 22 Craig Stadler (1977-98)
 John Cook (1981-2002)
 Bob Tway (1986-2007)
 21 K.J. Choi (2001-2021)

Most consecutive starts (active):

20 Lucas Glover (2005-)
 15 Rickie Fowler (2010-)

Most runner-up finishes:

3 Hale Irwin (1976, 1988, 1991)
 2 Greg Norman (1994, 1997)
 David Duval (1995, 1996)
 Jim Furyk (1997, 2009)
 Fred Couples (2004, 2005)
 Justin Rose (2008, 2015)
 Rickie Fowler (2010, 2017)
 Collin Morikawa (2021, 2024)

Most top-10 finishes:

9 Jay Haas
 Tiger Woods
 7 Payne Stewart
 David Frost
 Greg Norman
 Tom Watson
 Jim Furyk
 Justin Rose
 Matt Kuchar

Most consecutive top-10 finishes:

5 Tom Watson (1977-81)
 Matt Kuchar (2008-13)

Oldest players to start:

Sam Snead (1982), 70 yrs, 0 mo, 0 days
 Jack Nicklaus (2005), 65 yrs, 4 mo, 12 days
 Jack Nicklaus (2004), 64 yrs, 4 mo, 13 days
 Sam Snead (1976), 64 yrs, 0 mo, 0 days
 Arnold Palmer (1993), 63 yrs, 8 mo, 24 days

Oldest players with a top-10 finish:

Jack Nicklaus (1997 - T8), 57 yrs, 4 mo, 11 days
 Jay Haas (2004 - T8), 50 yrs, 6 mo, 4 days
 Miller Barber (1980 - T4), 49 yrs, 1 mo, 25 days
 Miller Barber (1979 - 2), 48 yrs, 1 mo, 27 days
 Kenny Perry (2008 - 1), 47 yrs, 9 mo, 22 days

Youngest players to start:

A-Tianlang Guan (2013), 14 yrs, 7 mo, 5 days
 Ryan Ruffels (2016), 18 yrs, 1 mo, 4 days
 Byeong Hun An (2010), 18 yrs, 8 mo, 17 days
 A-Aldrich Potgieter (2023), 18 yrs, 8 mo, 19 days
 Danny Lee (2009), 18 yrs, 10 mo, 11 days

Youngest players with a top-10 finish:

Joaquin Niemann (2018 - T6), 19 years, 6 mo, 27 days
 Ryo Ishikawa (2012 - T9), 20 yrs, 8 mo, 17 days
 Rory McIlroy (2010 - T10), 21 yrs, 1 mo, 2 days
 John Mahaffey (1980 - T8), 21 yrs, 1 mo, 3 days
 Sergio Garcia (2001 - T2), 21 yrs, 4 mo, 25 days

Best finishes by an amateur:

T35 Jim Holtgrieve (1981)
 T41 Bobby Clampett (1980)
 T45 Jay Sigel (1980)
 T51 Luke Donald (2000)
 T53 Mark O'Meara (1980)
 Reinier Saxton (2009)

Low 72 by an amateur:

- 290 Luke Donald (2000)
- 291 Bobby Clampett (1980)
- 292 Jay Sigel (1980)
- 294 Reinier Saxton (2009)

Low 18 by an amateur:

- 69 Bobby Clampett (1980, round 3)
- Reinier Saxton (2009, round 1)
- 71 Jay Sigel (1980, round 4)
- Jim Holtgrieve (1981, round 1)
- Randy Sonnier (1985, round 1)
- Allen Doyle (1991, round 2)
- Phil Mickelson (1991, round 2)
- Luke Donald (2000, round 2)

Best finishes by a left-handed player:

- T2 Mike Weir (2008)
- 3 Mike Weir (2003)
- 3 Bubba Watson (2014)
- 4 Mike Weir (2000)
- T4 Phil Mickelson (2006)
- T5 Steve Flesch (2000)
- T5 Phil Mickelson (2010)

Longest drive in a tournament:

- 431 yards - Rickie Fowler (2020, round 1)
- 431 yards - Bubba Watson (2020, round 4)
- 429 yards - Sergio Garcia (2020, round 4)
- 423 yards - Bryson DeChambeau (2020, round 1)
- 417 yards - Shane Lowry (2020, round 1)

Best average driving distance in a tournament:

- 339.1 yards - Rory McIlroy (2023)
- 335.6 yards - Joseph Bramlett (2023)
- 332.5 yards - Bubba Watson (2007)
- 329.9 yards - Wyndham Clark (2023)
- 329.4 yards - Adam Scott (2023)

Most fairways hit in a round:

- 14 459 players
- Last: Cam Davis (2024, round 2)

Most fairways hit in a tournament:

- 56 Calvin Peete (1986)
- Calvin Peete (1987)
- Brian Claar (1992)

Fewest fairways hit in a round:

- 2 Scott Verplank (1991, round 2)
- Charles Howell (2007, round 2)
- Charles Howell (2015, round 1)
- Ian Poulter (2020, round 2)
- Hideki Matsuyama (2020, round 2)
- Stewart Cink (2020, round 3)
- Peter Malnati (2024, round 2)

Fewest fairways hit in a tournament:

- 17 Sung Kang (2020)
- 19 Jimmy Walker (2020)

Most greens in regulation in a round:

- 18 Gary Player (1977, round 2)
- Don Pooley (1987, round 3)
- Frank Nobilo (1997, round 2)
- Rory Sabbatini (2010, round 1)
- Freddie Jacobson (2010, round 1)

Most greens in regulation in a tournament:

- 65 Nick Faldo (1995)
- 61 Hal Sutton (1986)
- Andrew Magee (1992)
- John Cook (1994)

Fewest greens in regulation in a round:

- 2 Billy Horschel (2023, round 1)
- 3 9 players. Last: Matt Kuchar (2023, round 4)

Fewest greens in regulation in a tournament:

- 30 Tommy Aaron (1981)
- Brad Bryant (1981)
- Lee Elder (1981)
- A-Jim Holtgrieve (1984)
- Kevin Na (2008)
- Mark Brooks (2009)
- Alex Noren (2023)
- Matt Kuchar (2023)

Most sand saves in a round:

- 8 Wayne Grady (1995, round 4)
- 7 Justin Leonard (1996, round 3)

Most sand saves in a tournament:

- 16 Paul Azinger (2004)
- 15 Justin Leonard (1996)

Most hole-outs in a round:

- 3 Woody Austin (2004, round 4)
- Jerry Kelly (2007, round 3)
- Davis Love III (2009, round 3)
- Charley Hoffman (2011, round 4)
- Xinjun Zhang (2021, round 2)
- Tony Finau (2024, round 2)
- Rickie Fowler (2024, round 2)
- Patrick Cantlay (2024, round 2)
- Shane Lowry (2024, round 3)

Most hole-outs in a tournament:

- 6 Fred Couples (2004)
- 5 Webb Simpson (2016)

Field *(Continued)*

Longest hole-out in a tournament:

- 273 yards – Mito Pereira (2022, round 4, No. 7)
- 250 yards – Shubhankar Sharma (2019, round 2, No. 5)

Fewest putts in a round:

- 19 John Huston (2003, round 4)
- 20 Luke Donald (2009, round 1)
- Christiaan Bezuidenhout (2024, round 2)

Fewest putts in a tournament:

- 99 Max Homa (2022)
- Matt Kuchar (2023)
- 100 7 players. Last: Cameron Tringale (2021)

Most one-putt holes in a round:

- 15 Gabriel Hjertstedt (1998, round 1)
- Jonathan Byrd (2004, round 2)
- Sang-Moon Bae (2015, round 4)
- Anirban Lahiri (2017, round 2)
- J.T. Poston (2024, round 2)

Most one-putt holes in a tournament:

- 44 Richard H. Lee (2014)
- Matt Kuchar (2023)
- 43 Ernie Els (2004)
- Greg Chalmers (2017)

Most putts in a round:

- 38 Kris Blanks (2011, round 2)
- Jason Kokrak (2018, round 1)
- 37 Adam Scott (2010, round 3)
- Davis Love III (2010, round 4)
- Kyle Stanley (2014, round 3)
- Brice Garnett (2018, round 1)
- Kevin Na (2018, round 1)
- William McGirt (2020, round 4)

Most putts in a tournament:

- 136 Wayne Levi (1981)
- Rick Gibson (1991)
- 132 Lon Hinkle (1982)
- Tom Purtzer (1983)
- Doug Tewell (1989)

Strength of Field by Year:

Year World Rank

2024	7
2023	10
2022	9
2021	13
2020	3
2019	11
2018	12
2017	12
2016	13
2015	14
2014	13
2013	12
2012	12
2011	14
2010	13
2009	14
2008	15
2007	13
2006	9
2005	10
2004	8
2003	T10
2002	T12
2001	T11
2000	T11
1999	T6
1998	3
1997	4
1996	5
1995	3
1994	5
1993	4
1992	4
1991	5
1990	4
1989	2
1988	4
1987	3
1986	13

Source: Official World Golf Ranking

Cut

Fewest players to make cut:

52 (2024)

Most players to make cut:

81 (2018)

Low cut score:

142 (2016)

143 (2015)

144 (2014, 2018)

High cut score:

157 (1976, 1979, 1990)

153 (1977)

152 (1981)

Most cuts made:

27 Jay Haas

23 Stewart Cink

22 Jack Nicklaus
Jim Furyk

Most consecutive cuts made:

19 Stewart Cink (1998-2017)

18 Tiger Woods (1997-)

17 Scott Hoch (1981-97)

Kenny Perry (1993-2010)

16 Hale Irwin (1976-91)
Lanny Wadkins (1976-93)

Most consecutive cuts made (active):

18 Tiger Woods (1997-)

11 Marc Leishman (2011-)
Pat Perez (2008-)

Most cuts missed:

13 Roger Maltbie

9 David Graham

Most consecutive cuts missed:

9 Roger Maltbie (1993-2002)

7 David Graham (1988-94)

Oldest player to make cut:

Jack Nicklaus (2004), 64 yrs, 4 mo, 14 days

Youngest players to make cut:

Ryan Ruffels (2016), 18 yrs, 1 mo, 5 days

A-Jackson Koivun (2024), 19 yrs, 0 mo, 15 days

Sergio Garcia (1999), 19 yrs, 4 mo, 26 days

Joaquin Niemann (2018), 19 yrs, 6 mo, 25 days

Jordan Spieth (2013), 19 yrs, 10 mo, 5 days

Size of Field and Cut Score by Year:

Year	Field	First-timers	Cut Score	Made Cut
1976	92	92	157	72
1977	104	39	153	75
1978	105	21	149	73
1979	105	22	157	75
1980	90	9	150	75
1981	91	16	152	76
1982	105	16	149	74
1983	98	13	150	70
1984	103	14	151	72
1985	99	16	150	72
1986	102	13	146	78
1987	107	26	146	77
1988	102	12	149	74
1989	117	13	150	70
1990	108	13	157	73
1991	103	17	148	78
1992	113	21	145	77
1993	114	14	145	73
1994	113	16	148	74
1995	113	9	145	76
1996	110	17	147	78
1997	105	18	147	77
1998	104	16	145	71
1999	105	17	148	75
2000	105	18	148	80
2001	105	18	147	70
2002	105	18	146	75
2003	105	19	146	70
2004	105	21	148	76
2005	105	19	146	79
2006	106	15	148	75
2007	107	22	146	73
2008	120	23	150	76
2009	120	21	148	77
2010	120	26	145	71
2011	120	18	145	73
2012	120	22	147	72
2013	120	25	147	73
2014	120	21	144	76
2015	120	22	143	71
2016	120	22	142	75
2017	120	18	147	77
2018	120	24	144	81
2019	120	24	145	73
2020	131	28	147	74
2021	120	12	146	69
2022	119	18	146	70
2023	120	27	147	66
2024	73	5	148	52

Ringer Scores

Hole 1 (Par: 4)

Low: 2

10 players. Last: Shane Lowry (2024, round 3)

High: 8

6 players. Last: Ernie Els (2019, round 1)

Hole 2 (Par: 4)

Low: 2

9 players. Last: Colin Morikawa (2024, round 1)

High: 9

Dan Forsman (1989, round 1)

Hole 3 (Par: 4)

Low: 2

16 players. Last: Jason Day (2022, round 3)

High: 12

Robert Gamez (1993, round 3)

Hole 4 (Par: 3)

Low: 1

6 players. Last: David Toms (2005, round 3)

High: 7

2 players. Last: Bill Rogers (1977, round 2)

Hole 5 (Par: 5)

Low: 2

Shubhankar Sharma (2019, round 2)

High: 9

8 players. Last: Kevin Stadler (2006, round 3)

Hole 6 (Par: 4)

Low: 2

9 players. Last: Steven Bowditch (2015, round 3)

High: 8

10 players. Last: Rickie Fowler (2022, round 4)

Hole 7 (Par: 5)

Low: 2

2 players. Last: Mito Pereira (2022, round 4)

High: 10

George Burns (1980, round 3)

Hole 8 (Par: 3)

Low: 1

7 players. Last: Patrick Cantlay (2018, round 3)

High: 7

Peter Malnati (2021, round 1)

Hole 9 (Par: 4)

Low: 2

5 players. Last: K.H. Lee (2022, round 1)

High: 13

Chad Ramey (2023, round 1)

Hole 10 (Par: 4)

Low: 2

6 players. Last: Corey Connors (2022, round 4)

High: 8

4 players. Last: Sam Burns (2021, round 3)

Hole 11 (Par: 5)

Low: 2

Peter Teravainen (1997, round 2)

High: 12

Fulton Allem (1988, round 4)

Hole 12 (Par: 3)

Low: 1

5 players. Last: Tom Pernice Jr. (2004, round 2)

High: 10

Payne Stewart (1998, round 4)

Hole 13 (Par: 4)

Low: 2

7 players. Last: Xander Schauffele (2022, round 1)

High: 10

James Driscoll (2009, round 1)

Hole 14 (Par: 4)

Low: 2

26 players. Last: Shane Lowry (2024, round 3)

High: 9

3 players. Last: Gil Morgan (1978, round 3)

Hole 15 (Par: 5)

Low: 2

Bobby Wadkins (1993, round 1)

High: 11

John Schroeder (1978, round 3)

Hole 16 (Par: 3)

Low: 1

7 players. Last: Adam Hadwin (2022, round 2)

High: 12

Jim Simons (1990, round 2)

Hole 17 (Par: 4)

Low: 2

9 players. Last: Xijun Zhang (2021, round 2)

High: 8

6 players. Last: John Daly (2006, round 1)

Hole 18 (Par: 4)

Low: 2

10 players. Last: Jason Dufner (2017, round 2)

High: 10

2 players. Last: Camilo Villegas (2012, round 3)

Hole Average and Rank By Year: 1976 - 2024

1976 TOURNAMENT			
Hole	Par	Average	Rank
1	4	4.263	9
2	4	4.288	8
3	4	4.430	2
4	3	3.337	5
5	5	4.854	17
6	4	4.192	11
7	5	4.985	16
8	3	3.189	12
9	4	4.372	3
OUT	36	37.910	—
10	4	4.130	13
11	5	5.108	14
12	3	3.102	15
13	4	4.334	6
14	4	4.341	4
15	5	4.793	18
16	3	3.260	10
17	4	4.310	7
18	4	4.483	1
IN	36	37.861	—
TL	72	75.771	—

1977 TOURNAMENT			
Hole	Par	Average	Rank
1	4	4.232	7
2	4	4.297	3
3	4	4.237	6
4	3	3.294	4
5	5	4.805	17
6	4	4.226	8
7	5	4.867	16
8	3	3.206	T10
9	4	4.249	5
OUT	36	37.414	—
10	4	4.138	14
11	5	5.003	15
12	3	3.206	T10
13	4	4.203	T12
14	4	4.377	1
15	5	4.730	18
16	3	3.211	9
17	4	4.203	T12
18	4	4.367	2
IN	36	37.439	—
TOTAL	72	74.854	—

1978 TOURNAMENT			
Hole	Par	Average	Rank
1	4	4.244	8
2	4	4.303	1
3	4	4.171	13
4	3	3.298	2
5	5	4.775	17
6	4	4.253	5
7	5	4.862	16
8	3	3.174	12
9	4	4.250	T6
OUT	36	37.331	—
10	4	4.272	T3
11	5	4.963	15
12	3	3.194	10
13	4	4.149	14
14	4	4.250	T6
15	5	4.744	18
16	3	3.185	11
17	4	4.225	9
18	4	4.272	T3
IN	36	37.256	—
TL	72	74.587	—

1979 TOURNAMENT			
Hole	Par	Average	Rank
1	4	4.334	T5
2	4	4.478	1
3	4	4.166	13
4	3	3.334	T5
5	5	5.076	15
6	4	4.343	4
7	5	5.022	T16
8	3	3.169	12
9	4	4.208	11
OUT	36	38.129	—
10	4	4.441	2
11	5	5.022	T16
12	3	3.292	8
13	4	4.284	10
14	4	4.287	9
15	5	4.879	18
16	3	3.149	14
17	4	4.357	3
18	4	4.320	7
IN	36	38.031	—
TL	72	76.160	—

1980 TOURNAMENT			
Hole	Par	Average	Rank
1	4	4.215	3
2	4	4.276	T1
3	4	4.039	12
4	3	3.197	T4
5	5	4.839	16
6	4	4.042	11
7	5	4.776	17
8	3	3.030	13
9	4	4.103	10
OUT	36	36.518	—
10	4	4.158	8
11	5	4.927	15
12	3	2.997	14
13	4	4.176	6
14	4	4.276	T1
15	5	4.664	18
16	3	3.173	7
17	4	4.197	T4
18	4	4.152	9
IN	36	36.718	—
TL	72	73.236	—

1981 TOURNAMENT			
Hole	Par	Average	Rank
1	4	4.225	5
2	4	4.159	T10
3	4	4.099	14
4	3	3.177	9
5	5	4.829	18
6	4	4.189	8
7	5	4.880	16
8	3	3.231	4
9	4	4.261	3
OUT	36	37.051	—
10	4	4.210	6
11	5	4.958	15
12	3	3.150	12
13	4	4.135	13
14	4	4.303	2
15	5	4.841	17
16	3	3.159	T10
17	4	4.201	7
18	4	4.345	1
IN	36	37.303	—
TL	72	74.354	—

1982 TOURNAMENT			
Hole	Par	Average	Rank
1	4	4.111	10
2	4	4.160	5
3	4	4.191	4
4	3	3.211	3
5	5	4.823	17
6	4	4.143	8
7	5	4.900	16
8	3	3.149	7
9	4	4.220	2
OUT	36	36.909	—
10	4	4.051	13
11	5	4.931	15
12	3	3.080	12
13	4	4.011	14
14	4	4.257	1
15	5	4.729	18
16	3	3.131	9
17	4	4.106	11
18	4	4.157	6
IN	36	36.454	—
TL	72	73.363	—

1983 TOURNAMENT			
Hole	Par	Average	Rank
1	4	4.193	5
2	4	4.220	1
3	4	4.116	12
4	3	3.214	2
5	5	4.827	16
6	4	4.205	4
7	5	4.801	17
8	3	3.080	14
9	4	4.089	13
OUT	36	36.747	—
10	4	4.211	3
11	5	4.935	15
12	3	3.167	8
13	4	4.125	11
14	4	4.152	9
15	5	4.717	18
16	3	3.188	6
17	4	4.143	10
18	4	4.173	7
IN	36	36.810	—
TL	72	73.557	—

1984 TOURNAMENT			
Hole	Par	Average	Rank
1	4	4.181	7
2	4	4.270	1
3	4	4.057	14
4	3	3.190	6
5	5	4.853	17
6	4	4.083	13
7	5	4.894	16
8	3	3.132	10
9	4	4.175	8
OUT	36	36.836	—
10	4	4.221	4
11	5	4.991	15
12	3	3.092	T11
13	4	4.092	T11
14	4	4.253	3
15	5	4.825	18
16	3	3.155	9
17	4	4.210	5
18	4	4.256	2
IN	36	37.095	—
TL	72	73.931	—

1985 TOURNAMENT			
Hole	Par	Average	Rank
1	4	4.246	3
2	4	4.234	4
3	4	4.187	8
4	3	3.173	9
5	5	4.865	16
6	4	4.193	7
7	5	4.842	17
8	3	3.120	14
9	4	4.164	11
OUT	36	37.023	—
10	4	4.167	10
11	5	4.947	15
12	3	3.213	6
13	4	4.158	12
14	4	4.152	13
15	5	4.655	18
16	3	3.228	5
17	4	4.295	1
18	4	4.251	2
IN	36	37.067	—
TL	72	74.091	—

1986 TOURNAMENT			
Hole	Par	Average	Rank
1	4	4.115	4
2	4	4.154	3
3	4	4.042	10
4	3	3.180	2
5	5	4.812	16
6	4	4.028	12
7	5	4.638	17
8	3	3.098	6
9	4	4.025	13
OUT	36	36.093	—
10	4	4.051	9
11	5	4.792	16
12	3	3.011	14
13	4	4.062	8
14	4	4.037	11
15	5	4.565	18
16	3	3.087	7
17	4	4.104	5
18	4	4.244	1
IN	36	35.952	—
TL	72	72.045	—

1987 TOURNAMENT			
Hole	Par	Average	Rank
1	4	4.003	13
2	4	4.160	1
3	4	3.924	14
4	3	3.111	4
5	5	4.717	17
6	4	4.016	12
7	5	4.742	16
8	3	3.035	11
9	4	4.106	5
OUT	36	35.815	—
10	4	4.079	9
11	5	4.894	15
12	3	3.128	3
13	4	4.071	10
14	4	4.098	7
15	5	4.576	18
16	3	3.082	8
17	4	4.103	6
18	4	4.130	2
IN	36	36.160	—
TL	72	71.976	—

Hole Average and Rank By Year *(Continued)*

1988 TOURNAMENT			
Hole	Par	Average	Rank
1	4	4.220	3
2	4	4.180	T8
3	4	4.051	13
4	3	3.243	2
5	5	4.714	17
6	4	4.083	11
7	5	4.794	16
8	3	3.180	T8
9	4	4.183	7
OUT	36	36.649	—
10	4	4.140	10
11	5	4.834	15
12	3	3.191	T4
13	4	4.080	12
14	4	4.186	6
15	5	4.706	18
16	3	3.191	T4
17	4	4.023	14
18	4	4.343	1
IN	36	36.694	—
TL	72	73.343	—

1989 TOURNAMENT			
Hole	Par	Average	Rank
1	4	4.191	6
2	4	4.288	1
3	4	4.013	15
4	3	3.235	4
5	5	4.935	16
6	4	4.208	5
7	5	4.817	18
8	3	3.078	12
9	4	4.178	7
OUT	36	36.943	—
10	4	4.264	2
11	5	5.027	14
12	3	3.173	8
13	4	4.167	9
14	4	4.127	10
15	5	4.884	17
16	3	3.089	11
17	4	4.070	13
18	4	4.251	3
IN	36	37.051	—
TL	72	73.995	—

1990 TOURNAMENT			
Hole	Par	Average	Rank
1	4	4.361	3
2	4	4.296	7
3	4	4.207	15
4	3	3.268	T10
5	5	4.868	18
6	4	4.446	1
7	5	4.943	17
8	3	3.279	8
9	4	4.218	14
OUT	36	37.886	—
10	4	4.396	2
11	5	5.275	9
12	3	3.354	4
13	4	4.232	13
14	4	4.246	12
15	5	5.139	16
16	3	3.339	5
17	4	4.268	T10
18	4	4.318	6
IN	36	38.568	—
TL	72	76.454	—

1991 TOURNAMENT			
Hole	Par	Average	Rank
1	4	4.102	9
2	4	4.133	7
3	4	4.135	6
4	3	3.210	2
5	5	4.760	16
6	4	3.983	15
7	5	4.699	17
8	3	2.989	13
9	4	4.105	8
OUT	36	36.116	—
10	4	4.036	12
11	5	4.986	14
12	3	3.099	10
13	4	4.094	11
14	4	4.196	3
15	5	4.489	18
16	3	3.146	5
17	4	4.157	4
18	4	4.356	1
IN	36	36.561	—
TL	72	72.677	—

1992 TOURNAMENT			
Hole	Par	Average	Rank
1	4	3.989	12
2	4	4.146	2
3	4	4.040	6
4	3	3.005	9
5	5	4.609	17
6	4	4.011	8
7	5	4.739	16
8	3	2.973	14
9	4	3.995	T10
OUT	36	35.508	—
10	4	3.995	T10
11	5	4.793	15
12	3	2.976	13
13	4	4.101	3
14	4	4.093	4
15	5	4.606	18
16	3	3.045	5
17	4	4.019	7
18	4	4.168	1
IN	36	35.795	—
TL	72	71.303	—

1993 TOURNAMENT			
Hole	Par	Average	Rank
1	4	4.030	12
2	4	4.295	1
3	4	3.992	14
4	3	3.046	11
5	5	4.749	16
6	4	4.027	13
7	5	4.703	17
8	3	3.051	T9
9	4	4.051	T9
OUT	36	35.943	—
10	4	4.062	T6
11	5	4.792	15
12	3	3.062	T6
13	4	4.192	3
14	4	4.086	5
15	5	4.592	18
16	3	3.062	T6
17	4	4.103	4
18	4	4.241	2
IN	36	36.192	—
TL	72	72.135	—

1994 TOURNAMENT			
Hole	Par	Average	Rank
1	4	4.123	T8
2	4	4.302	2
3	4	4.123	T8
4	3	3.152	6
5	5	4.848	16
6	4	4.086	12
7	5	4.580	17
8	3	3.021	14
9	4	4.110	10
OUT	36	36.345	—
10	4	4.070	13
11	5	4.864	15
12	3	3.176	5
13	4	4.147	7
14	4	4.104	11
15	5	4.449	18
16	3	3.201	3
17	4	4.179	4
18	4	4.307	1
IN	36	36.497	—
TL	72	72.842	—

1995 TOURNAMENT			
Hole	Par	Average	Rank
1	4	3.957	14
2	4	4.168	2
3	4	4.061	5
4	3	3.059	6
5	5	4.633	17
6	4	4.037	7
7	5	4.769	16
8	3	3.000	10
9	4	4.173	1
OUT	36	35.856	—
10	4	3.973	13
11	5	4.782	15
12	3	2.992	11
13	4	4.032	8
14	4	4.064	4
15	5	4.625	18
16	3	3.029	9
17	4	3.981	12
18	4	4.106	3
IN	36	35.585	—
TL	72	71.441	—

1996 TOURNAMENT			
Hole	Par	Average	Rank
1	4	4.085	T9
2	4	4.189	3
3	4	4.067	12
4	3	3.051	13
5	5	4.757	16
6	4	4.096	T7
7	5	4.733	17
8	3	3.085	T9
9	4	4.125	4
OUT	36	36.189	—
10	4	4.085	T9
11	5	4.771	15
12	3	3.016	14
13	4	4.112	5
14	4	4.264	1
15	5	4.640	18
16	3	3.107	6
17	4	4.096	T7
18	4	4.213	2
IN	36	36.304	—
TL	72	72.493	—

1997 TOURNAMENT			
Hole	Par	Average	Rank
1	4	4.049	T8
2	4	4.184	2
3	4	4.060	5
4	3	3.046	10
5	5	4.661	18
6	4	4.035	11
7	5	4.873	15
8	3	3.049	T8
9	4	4.057	6
OUT	36	36.014	—
10	4	4.053	7
11	5	4.827	16
12	3	2.986	14
13	4	4.028	12
14	4	4.145	3
15	5	4.686	17
16	3	3.113	4
17	4	4.018	13
18	4	4.191	1
IN	36	36.046	—
TL	72	72.060	—

1998 TOURNAMENT			
Hole	Par	Average	Rank
1	4	4.063	8
2	4	4.037	9
3	4	4.014	12
4	3	3.120	2
5	5	4.670	17
6	4	4.074	5
7	5	4.734	16
8	3	3.115	3
9	4	4.086	4
OUT	36	35.914	—
10	4	4.023	11
11	5	4.882	15
12	3	3.066	T6
13	4	4.003	13
14	4	4.034	10
15	5	4.599	18
16	3	3.066	T6
17	4	3.971	14
18	4	4.192	1
IN	36	35.837	—
TL	72	71.751	—

1999 TOURNAMENT			
Hole	Par	Average	Rank
1	4	4.073	12
2	4	4.154	T3
3	4	4.025	14
4	3	3.070	13
5	5	4.749	16
6	4	4.142	T6
7	5	4.609	17
8	3	3.092	9
9	4	4.131	8
OUT	36	36.045	—
10	4	4.078	11
11	5	4.891	15
12	3	3.087	10
13	4	4.148	5
14	4	4.142	T6
15	5	4.561	18
16	3	3.209	2
17	4	4.154	T3
18	4	4.265	1
IN	36	36.536	—
TL	72	72.581	—

Hole Average and Rank By Year *(Continued)*

2000 TOURNAMENT			
Hole	Par	Average	Rank
1	4	4.122	7
2	4	4.125	6
3	4	4.022	12
4	3	3.160	3
5	5	4.745	17
6	4	4.130	5
7	5	4.780	16
8	3	3.065	11
9	4	3.984	13
OUT	36	36.133	—
10	4	4.090	9
11	5	4.861	15
12	3	3.092	8
13	4	4.147	4
14	4	3.976	14
15	5	4.625	18
16	3	3.082	10
17	4	4.166	2
18	4	4.193	1
IN	36	36.231	—
TL	72	72.364	—

2001 TOURNAMENT			
Hole	Par	Average	Rank
1	4	4.069	11
2	4	4.098	T7
3	4	4.098	T7
4	3	3.216	1
5	5	4.652	T17
6	4	4.190	2
7	5	4.868	16
8	3	3.083	9
9	4	4.052	13
OUT	36	36.325	—
10	4	4.112	6
11	5	4.931	15
12	3	3.184	3
13	4	4.118	5
14	4	4.072	10
15	5	4.652	T17
16	3	3.026	14
17	4	4.060	12
18	4	4.124	4
IN	36	36.279	—
TL	72	72.603	—

2002 TOURNAMENT			
Hole	Par	Average	Rank
1	4	4.058	8
2	4	4.025	9
3	4	3.944	T12
4	3	3.167	2
5	5	4.688	17
6	4	4.162	3
7	5	4.841	16
8	3	3.081	5
9	4	4.017	11
OUT	36	35.983	—
10	4	4.072	6
11	5	4.889	15
12	3	3.106	4
13	4	4.061	7
14	4	3.942	14
15	5	4.524	18
16	3	3.022	10
17	4	3.944	T12
18	4	4.220	1
IN	36	35.780	—
TL	72	71.763	—

2003 TOURNAMENT			
Hole	Par	Average	Rank
1	4	4.142	9
2	4	4.256	T2
3	4	4.070	10
4	3	3.145	8
5	5	4.773	17
6	4	4.209	4
7	5	4.843	16
8	3	3.058	12
9	4	4.029	13
OUT	36	36.526	—
10	4	4.206	5
11	5	5.017	14
12	3	3.256	T2
13	4	4.067	11
14	4	3.945	15
15	5	4.581	18
16	3	3.186	6
17	4	4.288	1
18	4	4.180	7
IN	36	36.727	—
TL	72	73.253	—

2004 TOURNAMENT			
Hole	Par	Average	Rank
1	4	4.129	8
2	4	4.249	1
3	4	4.022	13
4	3	3.190	3
5	5	4.711	17
6	4	4.034	12
7	5	4.776	16
8	3	3.045	11
9	4	4.014	14
OUT	36	36.171	—
10	4	4.092	10
11	5	4.902	15
12	3	3.179	4
13	4	4.154	5
14	4	4.151	6
15	5	4.574	18
16	3	3.109	9
17	4	4.230	2
18	4	4.134	7
IN	36	36.527	—
TL	72	72.697	—

2005 TOURNAMENT			
Hole	Par	Average	Rank
1	4	4.030	10
2	4	4.027	11
3	4	4.043	9
4	3	3.095	6
5	5	4.592	18
6	4	3.976	14
7	5	4.783	16
8	3	3.057	8
9	4	3.997	13
OUT	36	35.601	—
10	4	4.098	5
11	5	4.853	15
12	3	3.016	12
13	4	4.106	4
14	4	4.136	3
15	5	4.688	17
16	3	3.073	7
17	4	4.141	2
18	4	4.220	1
IN	36	36.332	—
TL	72	71.932	—

2006 TOURNAMENT			
Hole	Par	Average	Rank
1	4	4.166	T6
2	4	4.273	2
3	4	3.994	13
4	3	3.138	8
5	5	4.792	17
6	4	4.045	11
7	5	4.803	16
8	3	2.958	14
9	4	4.059	10
OUT	36	36.228	—
10	4	4.361	1
11	5	4.927	15
12	3	3.166	T6
13	4	4.186	5
14	4	4.068	9
15	5	4.634	18
16	3	3.003	12
17	4	4.206	4
18	4	4.225	3
IN	36	36.775	—
TL	72	73.003	—

2007 TOURNAMENT			
Hole	Par	Average	Rank
1	4	4.097	11
2	4	3.971	4
3	4	3.929	13
4	3	3.091	T5
5	5	4.626	17
6	4	3.926	14
7	5	4.611	18
8	3	2.940	12
9	4	4.034	8
OUT	36	35.226	—
10	4	4.160	3
11	5	4.820	15
12	3	3.091	T5
13	4	3.989	10
14	4	4.046	7
15	5	4.706	16
16	3	3.023	9
17	4	4.171	2
18	4	4.260	1
IN	36	36.266	—
TL	72	71.491	—

2008 TOURNAMENT			
Hole	Par	Average	Rank
1	4	4.144	10
2	4	4.138	11
3	4	4.064	14
4	3	3.228	4
5	5	4.908	17
6	4	4.151	T8
7	5	4.818	18
8	3	3.195	6
9	4	4.192	7
OUT	36	36.838	—
10	4	4.315	2
11	5	5.044	15
12	3	3.215	5
13	4	4.151	T8
14	4	4.113	13
15	5	4.928	16
16	3	3.136	12
17	4	4.359	1
18	4	4.297	3
IN	36	37.559	—
TL	72	74.397	—

2009 TOURNAMENT			
Hole	Par	Average	Rank
1	4	4.197	7
2	4	4.153	9
3	4	4.028	13
4	3	3.205	6
5	5	4.762	17
6	4	4.010	14
7	5	4.698	18
8	3	3.038	12
9	4	4.120	10
OUT	36	36.212	—
10	4	4.261	3
11	5	4.826	15
12	3	3.230	4
13	4	4.212	5
14	4	4.105	11
15	5	4.775	16
16	3	3.187	8
17	4	4.274	2
18	4	4.343	1
IN	36	37.212	—
TL	72	73.425	—

2010 TOURNAMENT			
Hole	Par	Average	Rank
1	4	4.013	10
2	4	4.003	11
3	4	3.945	15
4	3	3.099	4
5	5	4.613	18
6	4	4.076	6
7	5	4.798	17
8	3	3.092	5
9	4	4.045	9
OUT	36	35.683	—
10	4	4.309	1
11	5	4.958	13
12	3	3.293	2
13	4	4.068	T7
14	4	3.955	14
15	5	4.812	16
16	3	2.982	12
17	4	4.107	3
18	4	4.068	T7
IN	36	36.552	—
TL	72	72.236	—

2011 TOURNAMENT			
Hole	Par	Average	Rank
1	4	4.050	10
2	4	4.084	8
3	4	4.011	11
4	3	3.155	5
5	5	4.639	17
6	4	3.976	12
7	5	4.600	18
8	3	2.961	14
9	4	4.071	9
OUT	36	35.547	—
10	4	4.129	6
11	5	4.771	15
12	3	3.174	4
13	4	4.121	7
14	4	3.963	13
15	5	4.666	16
16	3	3.268	2
17	4	4.216	3
18	4	4.274	1
IN	36	36.582	—
TL	72	72.129	—

Hole Average and Rank By Year *(Continued)*

2012 TOURNAMENT			
Hole	Par	Average	Rank
1	4	4.101	10
2	4	4.183	7
3	4	4.045	13
4	3	3.214	6
5	5	4.743	18
6	4	4.108	8
7	5	4.825	16
8	3	3.093	11
9	4	4.103	9
OUT	36	36.415	—
10	4	4.251	3
11	5	4.955	15
12	3	3.304	2
13	4	4.077	12
14	4	4.034	14
15	5	4.796	17
16	3	3.368	1
17	4	4.233	5
18	4	4.243	4
IN	36	37.262	—
TL	72	73.677	—

2013 TOURNAMENT			
Hole	Par	Average	Rank
1	4	4.091	10
2	4	4.023	13
3	4	4.112	9
4	3	3.154	7
5	5	4.653	18
6	4	3.997	14
7	5	4.830	16
8	3	3.198	5
9	4	4.157	6
OUT	36	36.217	—
10	4	4.240	3
11	5	4.817	17
12	3	3.285	2
13	4	4.076	11
14	4	4.073	12
15	5	4.883	15
16	3	3.339	1
17	4	4.120	8
18	4	4.206	4
IN	36	37.039	—
TL	72	73.256	—

2014 TOURNAMENT			
Hole	Par	Average	Rank
1	4	4.184	3
2	4	4.100	7
3	4	4.000	11
4	3	3.095	T8
5	5	4.606	16
6	4	3.877	14
7	5	4.586	17
8	3	2.949	13
9	4	3.985	12
OUT	36	35.381	—
10	4	4.095	T8
11	5	4.808	15
12	3	3.161	5
13	4	4.115	6
14	4	4.023	10
15	5	4.476	18
16	3	3.320	2
17	4	4.182	4
18	4	4.338	1
IN	36	36.517	—
TL	72	71.898	—

2015 TOURNAMENT			
Hole	Par	Average	Rank
1	4	4.060	7
2	4	3.990	11
3	4	3.969	12
4	3	3.152	4
5	5	4.677	16
6	4	3.966	13
7	5	4.651	17
8	3	3.010	9
9	4	3.945	14
OUT	36	35.420	—
10	4	4.226	2
11	5	4.803	15
12	3	3.100	6
13	4	4.021	8
14	4	4.008	10
15	5	4.617	18
16	3	3.186	3
17	4	4.115	5
18	4	4.241	1
IN	36	36.318	—
TL	72	71.738	—

2016 TOURNAMENT			
Hole	Par	Average	Rank
1	4	4.077	7
2	4	3.954	11
3	4	3.856	14
4	3	3.085	6
5	5	4.598	16
6	4	3.918	12
7	5	4.482	18
8	3	2.985	10
9	4	4.064	8
OUT	36	35.018	—
10	4	4.103	5
11	5	4.740	15
12	3	3.134	4
13	4	3.997	9
14	4	3.894	13
15	5	4.585	17
16	3	3.232	1
17	4	4.137	3
18	4	4.147	2
IN	36	35.969	—
TL	72	70.987	—

2017 TOURNAMENT			
Hole	Par	Average	Rank
1	4	4.103	9
2	4	4.105	8
3	4	4.064	T11
4	3	3.210	4
5	5	4.679	16
6	4	4.133	7
7	5	4.605	18
8	3	3.038	13
9	4	4.095	10
OUT	36	36.033	—
10	4	4.203	5
11	5	4.808	15
12	3	3.254	3
13	4	4.064	T11
14	4	3.941	14
15	5	4.664	17
16	3	3.367	1
17	4	4.185	6
18	4	4.279	2
IN	36	36.764	—
TL	72	72.797	—

2018 TOURNAMENT			
Hole	Par	Average	Rank
1	4	3.980	12
2	4	4.023	9
3	4	4.025	8
4	3	3.043	7
5	5	4.538	18
6	4	3.898	14
7	5	4.688	17
8	3	3.015	10
9	4	4.069	6
OUT	36	35.279	—
10	4	4.079	4
11	5	4.835	15
12	3	3.084	3
13	4	4.005	11
14	4	3.975	13
15	5	4.741	16
16	3	3.114	2
17	4	4.074	5
18	4	4.211	1
IN	36	36.117	—
TL	72	71.396	—

2019 TOURNAMENT			
Hole	Par	Average	Rank
1	4	4.042	8
2	4	4.036	9
3	4	3.997	12
4	3	3.086	7
5	5	4.534	18
6	4	3.995	13
7	5	4.701	17
8	3	3.018	11
9	4	4.091	6
OUT	36	35.500	—
10	4	4.214	2
11	5	4.911	15
12	3	3.188	3
13	4	4.029	10
14	4	3.919	14
15	5	4.760	16
16	3	3.109	5
17	4	4.174	4
18	4	4.276	1
IN	36	36.581	—
TL	72	72.081	—

2020 TOURNAMENT			
Hole	Par	Average	Rank
1	4	4.126	11
2	4	4.158	9
3	4	4.121	12
4	3	3.135	10
5	5	4.739	18
6	4	4.187	8
7	5	4.764	17
8	3	3.261	3
9	4	4.241	5
OUT	36	36.732	—
10	4	4.246	4
11	5	4.884	16
12	3	3.239	6
13	4	3.961	14
14	4	4.057	13
15	5	4.929	15
16	3	3.468	1
17	4	4.190	7
18	4	4.303	2
IN	36	37.276	—
TL	72	74.007	—

2021 TOURNAMENT			
Hole	Par	Average	Rank
1	4	4.207	4
2	4	3.995	T13
3	4	4.035	11
4	3	3.081	10
5	5	4.648	18
6	4	4.212	3
7	5	4.782	17
8	3	3.132	7
9	4	4.099	9
OUT	36	36.191	—
10	4	4.261	2
11	5	4.933	15
12	3	3.180	6
13	4	4.011	12
14	4	3.995	T13
15	5	4.815	16
16	3	3.113	8
17	4	4.183	5
18	4	4.293	1
IN	36	36.782	—
TL	72	72.973	—

2022 TOURNAMENT			
Hole	Par	Average	Rank
1	4	4.215	4
2	4	4.085	12
3	4	4.090	10
4	3	3.103	9
5	5	4.777	16
6	4	4.088	11
7	5	4.753	17
8	3	3.143	7
9	4	4.114	8
OUT	36	36.369	—
10	4	4.273	2
11	5	4.883	15
12	3	3.164	5
13	4	4.024	13
14	4	3.987	14
15	5	4.658	18
16	3	3.162	6
17	4	4.252	3
18	4	4.292	1
IN	36	36.695	—
TL	—	73.064	—

2023 TOURNAMENT			
Hole	Par	Average	Rank
1	4	4.204	6
2	4	4.139	8
3	4	4.046	13
4	3	3.130	9
5	5	4.905	15
6	4	4.000	14
7	5	4.755	17
8	3	3.117	10
9	4	4.109	11
OUT	36	36.405	—
10	4	4.149	7
11	5	4.807	16
12	3	3.220	5
13	4	4.228	4
14	4	4.079	12
15	5	4.541	18
16	3	3.364	2
17	4	4.329	3
18	4	4.399	1
IN	36	37.117	—
TL	72	73.522	—

Hole Average and Rank By Year *(Continued)*

2024 TOURNAMENT				1976-2024 TOURNAMENT			
Hole	Par	Average	Rank	Hole	Par	Average	Rank
1	4	4.176	7	1	4	4.128	8
2	4	4.080	11	2	4	4.153	6
3	4	4.064	12	3	4	4.060	14
4	3	3.152	10	4	3	3.157	5
5	5	4.772	17	5	5	4.740	17
6	4	4.204	6	6	4	4.090	12
7	5	4.808	16	7	5	4.764	16
8	3	3.164	9	8	3	3.084	13
9	4	4.172	8	9	4	4.110	9
OUT	36	36.592	—	OUT	36	36.286	—
10	4	4.272	2	10	4	4.165	T2
11	5	4.948	14	11	5	4.897	15
12	3	3.260	3	12	3	3.151	7
13	4	4.056	13	13	4	4.104	10
14	4	3.884	15	14	4	4.095	11
15	5	4.708	18	15	5	4.693	18
16	3	3.252	4	16	3	3.165	T2
17	4	4.220	5	17	4	4.164	4
18	4	4.312	1	18	4	4.248	1
IN	36	36.912	—	IN	36	36.682	—
TOTAL	72	73.504	—	TOTAL	72	72.968	—

Memorial Tournament Scoring Summary

Scores	Round 1	Round 2	Round 3	Round 4	Total
1976					
Below 70	2	1	1	3	7
Below Par	7	6	10	8	31
Par & Below	11	11	21	15	58
At Even Par	4	5	11	7	27
Over Par	81	77	51	56	265
80 & Over	16	17	5	4	42
Total Rounds	92	88	72	71	323
Scoring Average	76.185	76.523	75.014	75.070	75.771

1977					
Below 70	2	5	5	2	14
Below Par	17	14	16	10	57
Par & Below	28	24	23	12	87
At Even Par	11	10	7	2	30
Over Par	75	78	52	63	268
80 & Over	9	12	3	7	31
Total Rounds	103	102	75	75	355
Scoring Average	75.097	75.078	74.053	75.013	74.854

1978					
Below 70	8	8	2	1	19
Below Par	27	19	9	6	61
Par & Below	38	28	13	11	90
At Even Par	11	9	4	5	29
Over Par	67	77	60	62	266
80 & Over	2	3	8	10	23
Total Rounds	105	105	73	73	356
Scoring Average	73.629	74.200	75.137	75.973	74.587

1979					
Below 70	1	1	2	7	11
Below Par	4	2	8	17	31
Par & Below	7	3	14	30	54
At Even Par	3	1	6	13	23
Over Par	98	100	60	44	302
80 & Over	16	42	5	1	64
Total Rounds	105	103	74	74	356
Scoring Average	76.276	78.738	74.892	73.676	76.161

1980					
Below 70	8	14	7	3	32
Below Par	27	31	29	15	102
Par & Below	41	46	44	23	154
At Even Par	14	15	15	8	52
Over Par	49	44	31	52	176
80 & Over	2	3	1	5	11
Total Rounds	90	90	75	75	330
Scoring Average	73.211	72.978	72.587	74.227	73.236

1981					
Below 70	5	6	8	0	19
Below Par	20	16	21	7	64
Par & Below	32	29	28	14	103
At Even Par	12	13	7	7	39
Over Par	59	61	48	62	230
80 & Over	9	5	2	6	22
Total Rounds	91	90	76	76	333
Scoring Average	74.121	74.000	73.566	75.842	74.354

1982					
Below 70	5	15	16	0	36
Below Par	24	27	36	8	95
Par & Below	33	48	42	19	142
At Even Par	9	21	6	11	47
Over Par	69	52	32	55	208
80 & Over	5	2	2	2	11
Total Rounds	102	100	74	74	350
Scoring Average	74.157	72.980	71.865	74.284	73.363

Scores	Round 1	Round 2	Round 3	Round 4	Total
1983					
Below 70	5	15	8	4	32
Below Par	20	30	26	12	88
Par & Below	33	44	34	15	126
At Even Par	13	14	8	15	50
Over Par	65	54	36	43	198
80 & Over	5	6	0	2	13
Total Rounds	98	98	70	70	336
Scoring Average	74.133	73.592	72.657	73.600	73.657

1984					
Below 70	12	2	2	8	24
Below Par	29	9	12	22	72
Par & Below	46	22	20	31	119
At Even Par	17	13	8	9	47
Over Par	57	81	51	40	229
80 & Over	2	9	3	1	15
Total Rounds	103	103	71	71	348
Scoring Average	73.194	75.233	73.972	73.070	73.931

1985					
Below 70	8	3	6	3	20
Below Par	19	17	24	7	67
Par & Below	32	28	30	12	102
At Even Par	13	11	6	5	35
Over Par	67	71	42	60	240
80 & Over	4	3	2	8	17
Total Rounds	99	99	72	72	342
Scoring Average	73.818	74.020	73.194	75.458	74.091

1986					
Below 70	18	24	18	20	80
Below Par	37	45	42	37	161
Par & Below	60	58	53	40	211
At Even Par	23	13	11	3	50
Over Par	42	43	24	36	145
80 & Over	5	2	2	1	10
Total Rounds	102	101	77	76	356
Scoring Average	72.422	72.139	71.494	71.974	72.045

1987					
Below 70	22	21	21	17	81
Below Par	49	43	41	37	170
Par & Below	58	61	53	45	217
At Even Par	9	18	12	8	47
Over Par	49	46	24	32	151
80 & Over	2	1	0	2	5
Total Rounds	107	107	77	77	368
Scoring Average	72.299	71.972	71.195	72.312	71.976

1988					
Below 70	8	8	14	11	41
Below Par	20	29	31	17	97
Par & Below	35	36	40	29	140
At Even Par	15	7	9	12	43
Over Par	67	65	34	44	210
80 & Over	5	7	2	1	15
Total Rounds	102	101	74	73	350
Scoring Average	73.961	73.663	72.149	73.247	73.343

1989					
Below 70	1	8	11	11	31
Below Par	12	21	19	29	81
Par & Below	25	32	33	39	129
At Even Par	13	11	14	10	48
Over Par	92	83	37	30	242
80 & Over	14	8	0	1	23
Total Rounds	117	115	70	69	371
Scoring Average	75.564	74.313	72.629	72.188	73.995

Memorial Tournament Scoring Summary *(Continued)*

Scores	Round 1	Round 2	Round 3	Round 4	Total
1990					
Below 70	1	2	4	--	7
Below Par	1	10	16	--	27
Par & Below	1	17	26	--	44
At Even Par	0	7	10	--	17
Over Par	105	84	47	--	236
80 & Over	40	15	2	--	57
Total Rounds	106	101	73	--	280
Scoring Average	78.792	75.772	74.000	--	76.454

1991					
Below 70	16	18	12	12	58
Below Par	32	49	25	32	138
Par & Below	43	58	41	41	183
At Even Par	11	9	16	9	45
Over Par	60	45	37	37	179
80 & Over	3	3	2	1	9
Total Rounds	103	103	78	78	362
Scoring Average	73.291	72.311	72.590	72.436	72.677

1992					
Below 70	18	31	33	26	108
Below Par	41	62	59	49	211
Par & Below	57	80	62	57	256
At Even Par	16	18	3	8	45
Over Par	56	30	15	19	120
80 & Over	2	0	0	0	2
Total Rounds	113	110	77	76	376
Scoring Average	72.788	71.064	70.091	70.671	71.303

1993					
Below 70	27	18	11	18	74
Below Par	58	39	19	38	154
Par & Below	78	57	31	52	218
At Even Par	20	18	12	14	64
Over Par	36	53	42	21	152
80 & Over	2	2	2	0	6
Total Rounds	114	110	73	73	370
Scoring Average	71.614	72.545	73.000	71.466	72.135

1994					
Below 70	9	17	16	18	60
Below Par	27	35	35	32	129
Par & Below	47	44	49	43	183
At Even Par	20	9	14	11	54
Over Par	66	69	25	31	191
80 & Over	3	3	0	3	9
Total Rounds	113	113	74	74	374
Scoring Average	73.504	73.327	71.568	72.365	72.842

1995					
Below 70	31	15	26	28	100
Below Par	56	44	45	41	186
Par & Below	76	66	54	52	248
At Even Par	20	22	9	11	62
Over Par	37	45	22	24	128
80 & Over	1	1	0	0	2
Total Rounds	113	111	76	76	376
Scoring Average	71.434	72.279	70.724	70.947	71.441

1996					
Below 70	7	20	17	9	53
Below Par	23	48	39	26	136
Par & Below	41	57	51	32	181
At Even Par	18	9	12	6	45
Over Par	69	52	27	46	194
80 & Over	2	0	0	1	3
Total Rounds	110	109	78	78	375
Scoring Average	73.309	72.165	71.449	72.846	72.493

Scores	Round 1	Round 2	Round 3	Round 4	Total
1997					
Below 70	15	23	19	-	57
Below Par	33	53	34	-	120
Par & Below	47	69	39	-	155
At Even Par	14	16	5	-	35
Over Par	58	35	35	-	128
80 & Over	3	0	1	-	4
Total Rounds	105	104	74	-	283
Scoring Average	72.848	71.510	71.716	-	72.060

1998					
Below 70	26	18	31	9	84
Below Par	45	45	50	25	165
Par & Below	57	58	56	34	205
At Even Par	12	13	6	9	40
Over Par	47	45	15	37	144
80 & Over	2	0	0	1	3
Total Rounds	104	103	71	71	349
Scoring Average	71.856	72.126	70.056	72.746	71.751

1999					
Below 70	15	20	6	11	52
Below Par	39	39	25	30	133
Par & Below	56	49	40	40	185
At Even Par	17	10	15	10	52
Over Par	49	54	35	35	173
80 & Over	3	5	1	1	10
Total Rounds	105	103	75	75	358
Scoring Average	72.705	72.699	72.747	72.080	72.581

2000					
Below 70	3	27	23	13	66
Below Par	18	54	39	36	147
Par & Below	32	74	51	45	202
At Even Par	14	20	12	9	55
Over Par	73	30	29	34	166
80 & Over	7	1	0	0	8
Total Rounds	105	104	80	79	368
Scoring Average	74.352	71.337	71.363	72.089	72.364

2001					
Below 70	22	20	7	10	59
Below Par	39	44	22	26	131
Par & Below	59	52	31	32	174
At Even Par	20	8	9	6	43
Over Par	45	52	39	38	174
80 & Over	2	1	3	0	6
Total Rounds	104	104	70	70	348
Scoring Average	72.250	72.442	73.157	72.814	72.603

2002					
Below 70	10	33	26	18	87
Below Par	27	62	47	39	175
Par & Below	39	73	59	44	215
At Even Par	12	11	12	5	40
Over Par	66	31	16	31	144
80 & Over	4	0	0	0	4
Total Rounds	105	104	75	75	359
Scoring Average	73.400	70.971	70.760	71.573	71.763

2003					
Below 70	25	19	1	7	52
Below Par	46	36	11	10	103
Par & Below	56	55	16	19	146
At Even Par	10	19	5	9	43
Over Par	48	47	53	50	198
80 & Over	1	2	11	4	18
Total Rounds	104	102	69	69	344
Scoring Average	72.000	72.549	75.493	73.942	73.253

Memorial Tournament Scoring Summary *(Continued)*

Scores	Round 1	Round 2	Round 3	Round 4	Total
2004					
Below 70	10	14	14	15	53
Below Par	38	31	29	31	129
Par & Below	47	42	42	45	176
At Even Par	9	11	13	14	47
Over Par	58	60	33	30	181
80 & Over	4	3	1	1	9
Total Rounds	105	102	75	75	357
Scoring Average	73.133	72.882	72.267	72.267	72.697

2005					
Below 70	27	17	26	9	79
Below Par	47	45	42	21	155
Par & Below	60	66	48	35	209
At Even Par	13	21	6	14	54
Over Par	45	39	31	44	159
80 & Over	1	0	0	3	4
Total Rounds	105	105	79	79	368
Scoring Average	72.000	71.781	71.025	72.949	71.932

2006					
Below 70	16	12	7	11	46
Below Par	40	38	19	28	125
Par & Below	46	56	26	36	164
At Even Par	6	18	7	8	39
Over Par	60	45	48	38	191
80 & Over	3	6	4	2	15
Total Rounds	106	101	74	74	355
Scoring Average	72.821	72.901	73.649	72.757	73.003

2007					
Below 70	29	17	19	18	83
Below Par	57	37	44	40	178
Par & Below	66	57	54	51	228
At Even Par	9	20	10	11	50
Over Par	38	46	18	20	122
80 & Over	0	2	1	0	3
Total Rounds	104	103	72	71	350
Scoring Average	71.240	72.379	71.139	70.930	71.491

2008					
Below 70	13	3	6	8	30
Below Par	35	15	17	25	92
Par & Below	46	27	22	30	125
At Even Par	11	12	5	5	33
Over Par	74	91	54	46	265
80 & Over	8	21	4	6	39
Total Rounds	120	118	76	76	390
Scoring Average	73.733	75.856	73.961	73.618	74.397

2009					
Below 70	17	16	9	8	50
Below Par	34	35	20	20	109
Par & Below	47	45	29	27	148
At Even Par	13	10	9	7	39
Over Par	73	72	48	50	243
80 & Over	9	4	2	2	17
Total Rounds	120	117	77	77	391
Scoring Average	73.608	73.359	73.195	73.468	73.425

2010					
Below 70	22	21	20	7	70
Below Par	48	49	41	21	159
Par & Below	66	67	51	32	216
At Even Par	18	18	10	11	57
Over Par	54	53	20	39	166
80 & Over	1	5	0	2	8
Total Rounds	120	120	71	71	382
Scoring Average	72.075	72.642	70.972	73.085	72.236

Scores	Round 1	Round 2	Round 3	Round 4	Total
2011					
Below 70	21	18	15	23	77
Below Par	51	48	29	43	171
Par & Below	66	66	38	52	222
At Even Par	15	18	9	9	51
Over Par	52	50	35	21	158
80 & Over	4	3	1	2	10
Total Rounds	118	116	73	73	380
Scoring Average	72.542	72.198	72.411	71.068	72.129

2012					
Below 70	10	7	3	11	31
Below Par	34	23	14	19	90
Par & Below	54	37	17	30	138
At Even Par	20	14	3	11	48
Over Par	66	79	54	41	240
80 & Over	5	4	3	4	16
Total Rounds	120	116	71	71	378
Scoring Average	73.275	73.922	74.324	73.310	73.677

2013					
Below 70	12	10	6	10	38
Below Par	40	35	19	28	122
Par & Below	57	47	30	37	171
At Even Par	17	12	11	9	49
Over Par	63	70	43	36	212
80 & Over	3	6	3	3	15
Total Rounds	120	117	73	73	383
Scoring Average	73.000	73.667	73.603	72.671	73.256

2014					
Below 70	20	33	22	12	87
Below Par	44	63	37	24	168
Par & Below	63	81	47	38	229
At Even Par	19	18	10	14	61
Over Par	57	38	29	38	162
80 & Over	1	1	2	0	4
Total Rounds	120	119	76	76	391
Scoring Average	72.158	71.420	71.763	72.368	71.898

2015					
Below 70	31	36	13	12	92
Below Par	67	65	35	23	190
Par & Below	84	82	44	32	242
At Even Par	17	17	9	9	52
Over Par	36	37	27	39	139
80 & Over	0	3	2	3	8
Total Rounds	120	119	71	71	381
Scoring Average	71.300	71.261	72.183	72.831	71.738

2016					
Below 70	43	41	33	13	130
Below Par	79	71	56	27	233
Par & Below	95	83	62	36	276
At Even Par	16	12	6	9	43
Over Par	25	35	13	39	112
80 & Over	1	0	1	0	2
Total Rounds	120	118	75	75	388
Scoring Average	70.683	70.915	70.307	72.267	70.987

2017					
Below 70	12	26	15	6	59
Below Par	34	49	44	17	144
Par & Below	47	62	54	22	185
At Even Par	13	13	10	5	41
Over Par	72	57	22	54	205
80 & Over	1	2	0	5	8
Total Rounds	119	119	76	76	390
Scoring Average	73.319	72.319	71.553	73.974	72.797

Memorial Tournament Scoring Summary *(Continued)*

Scores	Round 1	Round 2	Round 3	Round 4	Total
2018					
Below 70	23	53	22	21	119
Below Par	46	79	40	40	205
Par & Below	60	89	53	50	252
At Even Par	14	10	13	10	47
Over Par	60	31	28	23	142
80 & Over	3	2	2	1	8
Total Rounds	120	120	81	73	394
Scoring Average	72.558	70.458	71.173	71.274	71.396

2019					
Below 70	22	24	18	13	77
Below Par	44	58	35	33	170
Par & Below	65	75	44	43	227
At Even Par	21	17	9	10	57
Over Par	55	43	29	30	157
80 & Over	2	2	0	2	6
Total Rounds	120	118	73	73	384
Scoring Average	72.550	71.754	71.795	72.123	72.081

2020					
Below 70	7	26	2	1	36
Below Par	24	42	20	5	91
Par & Below	41	54	26	11	132
At Even Par	17	12	6	6	41
Over Par	89	74	48	63	274
80 & Over	5	6	1	9	21
Total Rounds	130	128	74	74	406
Scoring Average	73.923	73.141	73.703	75.959	74.007

2021					
Below 70	22	15	9	5	51
Below Par	38	41	18	19	116
Par & Below	53	60	27	32	172
At Even Par	15	19	9	13	56
Over Par	66	56	42	36	200
80 & Over	5	0	2	2	9
Total Rounds	119	116	69	68	372
Scoring Average	73.067	72.543	73.406	73.103	72.973

2022					
Below 70	20	16	12	4	52
Below Par	47	33	32	21	133
Par & Below	58	51	39	28	176
At Even Par	11	18	7	7	43
Over Par	61	67	31	42	201
80 & Over	3	2	1	7	13
Total Rounds	119	118	70	70	377
Scoring Average	72.706	73.220	72.257	74.214	73.064

2023					
Below 70	9	16	11	1	37
Below Par	32	40	29	10	111
Par & Below	47	54	38	17	156
At Even Par	15	14	9	7	45
Over Par	72	64	28	48	212
80 & Over	8	2	0	4	14
Total Rounds	119	118	66	65	368
Scoring Average	74.000	72.949	72.242	74.985	73.522

2024					
Below 70	11	6	7	2	26
Below par	25	23	14	6	68
Par & below	34	30	19	10	93
At even par	9	7	5	4	25
Over par	39	43	33	42	157
80 & over	1	5	0	3	9
Total Rounds	73	73	52	52	250
Scoring Average	72.986	73.219	73.192	74.942	73.504

1976-2024					
Below 70	727	839	642	479	2687
Below par	1701	1849	1424	1117	6091
Par & below	2370	2510	1864	1532	8276
At even par	669	661	440	415	2185
Over par	2967	2754	1733	1901	9355
80 & over	239	232	87	123	681
Total Rounds	5337	5264	3597	3433	17631
Scoring Average	73.214	72.967	72.492	73.085	72.968

Position of Leaders by Rounds

Year

1976	Score	Round 1	Round 2	Round 3
Roger Maltbie	288	71 (T4)	142 (2)	212 (1)
Hale Irwin	288	71 (T4)	145 (T7)	219 (T10)
Don Bies	289	68 (1)	143 (T3)	214 (2)
Jerry Pate	290	74 (T20)	147 (T15)	217 (T6)
Jerry McGee	290	71 (T4)	144 (T5)	216 (T4)

1977

Jack Nicklaus	281	72 (T18)	140 (T4)	210 (2)
Hubert Green	283	71 (T7)	142 (T8)	214 (T5)
Tom Watson	285	71 (T7)	141 (T6)	214 (T5)
Lou Graham	287	77 (T68)	147 (T30)	217 (T10)
Chi Chi Rodriguez	288	70 (T3)	146 (T21)	219 (T21)
Fuzzy Zoeller	288	72 (T17)	139 (3)	217 (T10)

1978

Jim Simons	284	68 (T3)	137 (1)	210 (1)
Bill Kratzert	285	72 (T28)	142 (T8)	211 (2)
Fuzzy Zoeller	287	71 (T14)	144 (T14)	217 (T9)
Ed Sneed	288	69 (T6)	139 (T2)	217 (T9)
Gary Player	288	67 (T1)	139 (T2)	214 (T4)
Jack Nicklaus	288	67 (T1)	143 (T11)	214 (T4)

1979

Tom Watson	285	73 (T8)	142 (1)	214 (1)
Miller Barber	288	74 (T19)	147 (5)	218 (2)
Bob Gilder	291	74 (T19)	154 (T41)	222 (T8)
Lanny Wadkins	292	69 (T6)	148 (T6)	221 (T6)
Tom Kite	292	74 (T19)	146 (T2)	220 (T3)

1980

David Graham	280	73 (T42)	140 (T9)	210 (T2)
Tom Watson	281	74 (T56)	141 (T12)	210 (T2)
Mike Reid	282	69 (T4)	142 (T19)	212 (T10)
Miller Barber	283	72 (T28)	138 (T1)	210 (T2)
Tom Weiskopf	283	69 (T4)	140 (T9)	211 (T6)

1981

Keith Fergus	284	71 (T9)	139 (1)	213 (T4)
Jack Renner	285	75 (T54)	145 (T22)	214 (T8)
Tom Watson	287	72 (T21)	144 (T16)	213 (T4)
Tom Purtzer	287	68 (T2)	142 (T5)	214 (T8)
George Archer	287	74 (T46)	143 (T7)	212 (T1)
Craig Stadler	287	70 (T6)	141 (4)	212 (T1)

1982

Ray Floyd	281	74 (T45)	143 (T20)	210 (3)
Wayne Levi	283	74 (T45)	144 (T29)	213 (T15)
Peter Jacobsen	283	74 (T45)	143 (T20)	211 (T4)
Gil Morgan	283	72 (T25)	142 (T9)	209 (T1)
Roger Maltbie	283	68 (1)	134 (1)	209 (T1)

1983

Hale Irwin	281	71 (T13)	142 (T14)	212 (T6)
Ben Crenshaw	282	67 (T1)	138 (2)	211 (T4)
David Graham	282	72 (T21)	139 (T3)	208 (1)
Jim Thorpe	283	74 (T41)	143 (T17)	213 (T11)
Andy Bean	284	69 (T3)	136 (1)	210 (T2)
Scott Hoch	284	72 (T21)	140 (T6)	210 (T2)

1984

Jack Nicklaus	280	69 (T7)	139 (2)	210 (2)
Andy Bean	280	71 (T16)	146 (T31)	213 (T3)
Roger Maltbie	283	70 (T13)	143 (T11)	216 (T11)
Payne Stewart	283	67 (T1)	142 (T8)	214 (T5)
Chip Beck	283	69 (T7)	141 (T6)	209 (1)

Year

1985	Score	Round 1	Round 2	Round 3
Hale Irwin	281	68 (T3)	136 (1)	209 (2)
Lanny Wadkins	282	69 (T5)	141 (T5)	208 (1)
Bill Kratzert	284	69 (T5)	140 (T2)	211 (3)
George Burns	286	72 (T20)	146 (T28)	217 (T23)
Corey Pavin	286	72 (T20)	146 (T28)	216 (T14)
Keith Fergus	286	73 (T33)	145 (T25)	214 (T6)

1986

Hal Sutton	271	68 (T7)	137 (T5)	203 (1)
Don Pooley	275	69 (T12)	136 (T1)	206 (T2)
Johnny Miller	276	70 (T19)	139 (T13)	208 (T8)
Mark O'Meara	276	68 (T7)	143 (T31)	210 (T14)
Jack Nicklaus	277	66 (T2)	136 (T1)	208 (T8)
John Mahaffey	277	68 (T7)	139 (T13)	208 (T8)

1987

Don Pooley	272	70 (T23)	137 (6)	202 (2)
Curt Byrum	275	64 (1)	135 (2)	204 (3)
Denis Watson	276	75 (T82)	141 (T30)	206 (T5)
Chip Beck	276	70 (T23)	139 (T13)	208 (T9)
Scott Hoch	276	67 (T3)	131 (1)	198 (1)

1988

Curtis Strange	274	73 (T36)	143 (T19)	207 (T2)
Hale Irwin	276	70 (T9)	138 (1)	206 (1)
David Frost	276	69 (T3)	139 (T2)	207 (T2)
John Huston	282	69 (T3)	139 (T2)	211 (T7)
Andrew Magee	282	70 (T9)	140 (5)	208 (T4)

1989

Bob Tway	277	71 (T4)	140 (T2)	208 (2)
Fuzzy Zoeller	279	69 (1)	135 (1)	207 (1)
Payne Stewart	281	70 (T2)	143 (T7)	216 (T10)
Mark Calcavecchia	283	72 (T13)	140 (T2)	213 (T5)
Bruce Lietzke	283	73 (T26)	143 (T7)	212 (T3)

1990

Greg Norman	216	73 (T2)	147 (T7)	
Payne Stewart	217	74 (T9)	148 (T12)	
Mark Brooks	218	76 (T18)	146 (T4)	
Fred Couples	218	69 (1)	143 (1)	
Brad Faxon	218	77 (T26)	146 (T4)	
Don Pooley	218	73 (T2)	144 (2)	

1991

Kenny Perry	273	70 (T17)	133 (1)	202 (1)
Hale Irwin	273	73 (T44)	142 (T20)	207 (T3)
Corey Pavin	275	66 (1)	137 (T3)	204 (2)
Mike Hulbert	279	73 (T44)	140 (T10)	212 (T16)
Craig Stadler	279	71 (T22)	141 (T16)	211 (T11)

1992

David Edwards	273	71 (T28)	136 (6)	206 (T6)
Rick Fehr	273	69 (T12)	139 (T13)	206 (T6)
Payne Stewart	274	72 (T42)	142 (T35)	208 (T13)
Joey Sindelar	274	69 (T12)	134 (T1)	201 (1)
Nolan Henke	275	65 (1)	134 (T1)	205 (T4)
Mark Brooks	275	67 (2)	135 (T3)	204 (T2)

Position of Leaders by Rounds *(Continued)*

Year	Score	Round 1	Round 2	Round 3
1993				
Paul Azinger	274	68 (T11)	137 (T4)	205 (2)
Corey Pavin	275	69 (T17)	139 (T14)	208 (T6)
Payne Stewart	269	69 (T17)	135 (T1)	202 (1)
Fred Couples	277	67 (T3)	135 (T1)	208 (T6)
Brad Faxon	277	69 (T17)	138 (T8)	208 (T6)
Jay Haas	277	67 (T3)	137 (T4)	209 (T11)
Jim McGovern	277	67 (T3)	138 (T8)	207 (T4)
Greg Norman	277	68 (T11)	136 (3)	210 (T13)
Jumbo Ozaki	277	67 (T3)	137 (T4)	210 (T13)

1994				
Tom Lehman	268	67 (T2)	134 (1)	201 (1)
Greg Norman	273	70 (T10)	139 (T6)	209 (T5)
John Cook	276	67 (T2)	136 (T2)	205 (2)
Donnie Hammond	277	69 (T5)	138 (T4)	208 (T3)
David Edwards	278	69 (T5)	136 (T2)	208 (T3)

1995				
Greg Norman	269	66 (T2)	136 (T3)	203 (1)
Steve Elkington	273	69 (T20)	137 (T8)	206 (T5)
Mark Calcavecchia	273	69 (T20)	140 (T19)	206 (T5)
David Duval	273	70 (T32)	141 (T31)	205 (T3)
Jay Haas	275	72 (T57)	144 (T60)	210 (T22)
Ben Crenshaw	275	67 (T4)	135 (T1)	206 (T5)
Tom Watson	275	67 (T4)	138 (T11)	206 (T5)
David Frost	275	68 (T10)	140 (T19)	205 (T3)
Robert Gamez	275	68 (T10)	135 (T1)	204 (2)

1996				
Tom Watson	274	70 (T8)	138 (T3)	204 (1)
David Duval	276	72 (T24)	142 (T18)	209 (T5)
David Frost	278	73 (T42)	141 (T13)	211 (T10)
Mark O'Meara	278	71 (T15)	143 (T26)	211 (T10)
John Huston	279	74 (T63)	135 (1)	206 (T3)

1997				
Vijay Singh	202	70 (T16)	135 (3)	
Greg Norman	204	71 (T24)	140 (T13)	
Jim Furyk	204	71 (T24)	137 (T5)	
Lee Janzen	205	70 (T16)	137 (T5)	
Scott Hoch	205	67 (5)	132 (1)	
Tommy Tolles	205	70 (T16)	134 (2)	

1998				
Fred Couples	271	68 (T12)	135 (T1)	202 (1)
Andrew Magee	275	67 (T5)	138 (T5)	206 (T3)
David Duval	276	74 (T72)	140 (T18)	207 (6)
Jim Furyk	277	74 (T72)	142 (T28)	209 (T14)
Brandel Chamblee	278	71 (T36)	143 (T39)	209 (T14)
Davis Love III	278	66 (T1)	139 (T12)	205 (2)

1999				
Tiger Woods	273	68 (T5)	134 (1)	204 (1)
Vijay Singh	275	68 (T5)	135 (T2)	206 (2)
Olin Browne	279	72 (T40)	142 (T32)	214 (T30)
David Duval	279	72 (T40)	140 (T16)	209 (T4)
Carlos Franco	279	74 (T69)	141 (T22)	211 (T10)

2000				
Tiger Woods	269	71 (T8)	134 (1)	199 (1)
Justin Leonard	274	70 (T4)	140 (T8)	206 (3)
Ernie Els	274	73 (T33)	137 (3)	209 (T7)
Mike Weir	276	74 (T46)	139 (T4)	207 (4)
Steve Lowery	278	73 (T33)	139 (T4)	205 (2)
Steve Flesch	278	76 (T72)	144 (T42)	208 (T5)
Paul Azinger	278	72 (T19)	143 (T28)	212 (T16)

Year	Score	Round 1	Round 2	Round 3
2001				
Tiger Woods	271	68 (T5)	137 (T3)	205 (2)
Paul Azinger	278	68 (T5)	135 (1)	204 (1)
Sergio Garcia	278	68 (T5)	137 (T3)	207 (T3)
Stewart Cink	279	72 (T40)	141 (T19)	208 (T5)
Vijay Singh	280	70 (T23)	136 (2)	209 (8)
Toru Taniguchi	280	68 (T5)	142 (T27)	211 (T12)

2002				
Jim Furyk	274	71 (T19)	141 (T15)	209 (T10)
John Cook	276	73 (T40)	142 (T26)	207 (T4)
David Peoples	276	69 (T6)	143 (T39)	208 (T7)
David Duval	277	75 (T70)	144 (T47)	211 (T21)
Harrison Frazar	277	70 (T11)	135 (2)	210 (T14)
Shigeki Maruyama	277	74 (T57)	140 (T11)	207 (T4)
Vijay Singh	277	69 (T6)	136 (T3)	208 (T7)
Bob Tway	277	65 (1)	136 (T3)	204 (1)

2003				
Kenny Perry	275	65 (2)	133 (1)	203 (1)
Lee Janzen	277	67 (T4)	134 (T2)	205 (2)
Mike Weir	278	72 (T47)	142 (T30)	213 (T10)
Tiger Woods	279	67 (T4)	138 (T7)	214 (T16)
Vijay Singh	279	67 (T4)	136 (T4)	208 (T)

2004				
Ernie Els	270	68 (T1)	138 (T4)	204 (1)
Fred Couples	274	69 (T3)	138 (T4)	206 (T2)
Tiger Woods	276	72 (T39)	140 (8)	207 (T5)
Justin Rose	277	70 (T11)	137 (T1)	206 (T2)
K.J. Choi	278	71 (T20)	138 (T4)	206 (T2)

2005				
Bart Bryant	272	69 (T13)	138 (T7)	204 (T1)
Fred Couples	273	71 (T39)	138 (T7)	204 (T1)
Bo Van Pelt	276	67 (T3)	139 (T12)	208 (T10)
Tiger Woods	276	69 (T13)	137 (T2)	208 (T10)
Jeff Sluman	276	65 (1)	136 (1)	204 (T1)

2006				
Carl Pettersson	276	69 (T3)	136 (1)	205 (1)
Brett Wetterich	278	69 (T3)	138 (T4)	211 (T6)
Zach Johnson	278	70 (T17)	138 (T4)	208 (3)
Brandt Jobe	279	70 (T17)	138 (T4)	212 (T10)
Adam Scott	279	71 (T30)	137 (T2)	210 (5)
Phil Mickelson	279	69 (T3)	139 (T9)	209 (4)

2007				
K.J. Choi	271	69 (T17)	139 (T12)	206 (T7)
Ryan Moore	272	66 (T4)	135 (T5)	206 (T7)
Kenny Perry	273	69 (T17)	143 (T41)	210 (T17)
Rod Pampling	273	65 (T1)	133 (2)	201 (1)
Fredrik Jacobson	274	68 (T10)	136 (7)	206 (T7)
Stewart Cink	274	69 (T17)	140 (T19)	205 (T4)
Sean O'Hair	274	65 (T1)	135 (T5)	204 (T2)
Adam Scott	274	70 (T30)	132 (1)	204 (T2)

2008				
Kenny Perry	280	66 (T2)	137 (T1)	211 (T2)
Jerry Kelly	282	66 (T2)	138 (3)	211 (T2)
Justin Rose	282	68 (T6)	141 (T9)	211 (T2)
Mathew Goggins	282	65 (1)	137 (T1)	208 (1)
Mike Weir	282	71 (T20)	143 (T11)	211 (T2)

Position of Leaders by Rounds *(Continued)*

Year	Score	Round 1	Round 2	Round 3
2009				
Tiger Woods	276	69 (T9)	143 (T24)	211 (T7)
Jim Furyk	277	67 (T2)	137 (T1)	208 (T3)
Jonathan Byrd	280	69 (T9)	137 (T1)	208 (T3)
Mark Wilson	280	68 (T6)	138 (T3)	207 (T1)
Matt Kuchar	282	73 (T48)	140 (T7)	211 (T7)
Davis Love III	282	72 (T35)	140 (T7)	209 (T5)
Matt Bettencourt	282	71 (T22)	139 (T5)	207 (T1)

2010				
Justin Rose	270	65 (T1)	134 (2)	204 (4)
Rickie Fowler	273	65 (T1)	131 (1)	200 (1)
Bo Van Pelt	276	70 (T23)	139 (T10)	207 (T6)
Ricky Barnes	276	70 (T23)	141 (T25)	203 (T2)
Ryan Moore	277	70 (T23)	139 (T10)	209 (T17)
Phil Mickelson	277	67 (T4)	138 (T8)	208 (T12)
Tim Petrovic	277	69 (T15)	135 (T3)	203 (T2)

2011				
Steve Stricker	272	68 (T5)	135 (1)	204 (1)
Matt Kuchar	273	69 (T14)	140 (T12)	208 (T3)
Brandt Jobe	273	71 (T35)	139 (T6)	208 (T3)
Dustin Johnson	276	68 (T5)	141 (T14)	211 (T14)
Rory McIlroy	277	66 (T1)	138 (T2)	209 (T5)

2012				
Tiger Woods	279	70 (T11)	139 (T2)	212 (4)
Andres Romero	281	69 (T4)	142 (T12)	214 (T8)
Rory Sabbatini	281	69 (T4)	138 (1)	209 (2)
Daniel Summerhays	283	69 (T4)	140 (T5)	214 (T8)
Spencer Levin	283	67 (T2)	139 (T2)	208 (1)

2013				
Matt Kuchar	276	68 (T7)	138 (T4)	208 (1)
Kevin Chappell	278	71 (T27)	142 (T15)	210 (T2)
Kyle Stanley	281	67 (T3)	137 (3)	210 (T2)
Scott Stallings	282	70 (T13)	140 (T6)	215 (T20)
Bill Haas	282	68 (T7)	135 (1)	211 (T4)

2014				
Hideki Matsuyama	275	70 (T21)	137 (T4)	206 (3)
Kevin Na	275	72 (T45)	141 (T24)	211 (T20)
Bubba Watson	276	66 (T2)	135 (2)	204 (1)
Chris Kirk	278	66 (T2)	136 (3)	210 (T14)
Adam Scott	278	69 (T11)	139 (T10)	207 (4)

2015				
David Lingmerth	273	67 (T5)	132 (1)	204 (T2)
Justin Rose	273	68 (T12)	135 (T5)	201 (1)
Francesco Molinari	275	68 (T12)	135 (T5)	204 (T2)
Jordan Spieth	275	68 (T12)	138 (T16)	210 (T24)
Jim Furyk	276	69 (T21)	135 (T5)	205 (4)
Marc Leishman	276	69 (T21)	136 (T11)	207 (T9)
Hideki Matsuyama	276	64 (T1)	135 (T5)	206 (T5)

2016				
William McGirt	273	70 (T44)	138 (T22)	202 (T1)
Jon Curran	273	68 (T13)	135 (T5)	203 (T4)
Dustin Johnson	274	64 (1)	135 (T5)	203 (T4)
Matt Kuchar	275	66 (T3)	132 (T1)	202 (T1)
Gary Woodland	275	68 (T13)	133 (T3)	202 (T1)
J.B. Holmes	275	71 (T58)	139 (T32)	206 (T16)
Rory McIlroy	275	71 (T58)	137 (T12)	207 (T21)

Year	Score	Round 1	Round 2	Round 3
2017				
Jason Dufner	275	65 (T1)	130 (1)	207 (T3)
Anirban Lahiri	278	74 (T63)	144 (T40)	213 (T27)
Rickie Fowler	278	70 (T13)	136 (3)	208 (T6)
Justin Thomas	279	67 (T5)	138 (T4)	207 (T3)
Matt Kuchar	279	69 (T9)	139 (T7)	206 (2)

2018				
Bryson DeChambeau	273	69 (T16)	136 (T4)	202 (1)
Byeong Hun An	273	68 (T9)	135 (3)	204 (5)
Kyle Stanley	273	67 (T5)	133 (T1)	203 (T2)
Patrick Cantlay	274	68 (T9)	137 (T9)	203 (T2)
Peter Uihlein	275	69 (T16)	139 (T24)	209 (T21)

2019				
Patrick Cantlay	269	68 (T8)	137 (T5)	205 (T3)
Adam Scott	271	71 (T30)	137 (T5)	203 (2)
Martin Kaymer	273	67 (T3)	135 (T1)	201 (1)
Kevin Streelman	275	72 (T45)	140 (T18)	209 (T10)
Marc Leishman	276	67 (T3)	138 (T10)	207 (T6)

2020				
Jon Rahm	279	69 (T5)	136 (3)	204 (1)
Ryan Palmer	282	67 (2)	135 (T1)	208 (T2)
Matthew Fitzpatrick	283	75 (T80)	141 (T16)	215 (T18)
Matt Wallace	284	72 (T25)	142 (T21)	212 (T7)
Jason Day	284	73 (T42)	139 (7)	211 (T5)

2021				
Patrick Cantlay	275	69 (11)	136 (2)	204 (T2)
Collin Morikawa	275	66 (1)	138 (T3)	204 (T2)
Scottie Scheffler	277	67 (T2)	138 (T3)	207 (T4)
Branden Grace	278	68 (5)	140 (T9)	207 (T4)
Patrick Reed	280	71 (31)	142 (T23)	211 (T7)

2022				
Billy Horschel	275	70 (T21)	138 (T4)	203 (1)
Aaron Wise	279	70 (T21)	139 (T9)	208 (2)
Patrick Cantlay	281	72 (T48)	141 (T17)	210 (T7)
Joaquin Niemann	281	71 (T34)	140 (T13)	210 (T7)
Max Homa	282	69 (T11)	143 (T29)	213 (T19)
Will Zalatoris	282	68 (T7)	141 (T17)	212 (T15)
Denny McCarthy	282	68 (T7)	137 (2)	210 (T7)
Sahith Theegala	282	68 (T7)	143 (T29)	211 (T12)
Daniel Berger	282	70 (T21)	142 (T24)	209 (T4)

2023				
Viktor Hovland	281	71 (T17)	142 (T17)	211 (T4)
Denny McCarthy	281	71 (T17)	143 (T22)	211 (T4)
Scottie Scheffler	282	74 (T59)	147 (T61)	215 (T32)
Si Woo Kim	283	71 (T17)	139 (T5)	210 (T1)
Andrew Putnam	284	71 (T17)	143 (T22)	214 (T23)
Jordan Spieth	284	69 (T3)	141 (T12)	213 (T14)

2024				
Scottie Scheffler	280	67 (2)	68 (1)	71 (1)
Collin Morikawa	281	68 (T3)	74 (T11)	68 (T2)
Adam Hadwin	284	66 (1)	72 (T2)	72 (T2)
Christiaan Bezuidenhout	285	72 (T26)	67 (T4)	74 (T7)
Ludvig Aberg	286	68 (T3)	72 (6)	72 (T5)
Matt Fitzpatrick	286	73 (T35)	70 (T15)	74 (T22)
Sepp Straka	286	72 (T26)	70 (T11)	68 (T2)

Weather Delays

47 of 184 rounds, covering 30 tournaments, have been delayed, suspended or canceled by inclement weather in the 46 years of the Memorial Tournament:

1977

Round 4 – Play suspended from 3-3:20 p.m. by a threat of lightning, from 4:10-6:30 p.m. by thunderstorms and at 7:39 p.m. by a threat of lightning. Play was called for the day at 8:10 p.m. and the round was completed starting at 9 a.m. Monday.

1979

Round 4 – Rain delayed the start of the round 2 hours, 30 minutes, until 12:54 p.m.

1980

Round 3 – Lightning suspended the round for 20 minutes, from 1:08-1:28 p.m.

1982

Round 1 – Thunderstorms suspended play from 3-5:02 p.m.

Round 3 – Rain suspended play three times for a total of 3 hours, 58 minutes.

1983

Round 4 – Thunderstorms suspended play from 9:30-11:10 a.m. and from 2:47-4:45 p.m.

1987

Round 3 – Heavy rain and lightning suspended the round at 1:20 p.m. Play was called for the day at 4:45 p.m.

1989

Round 3 – Overnight rain delayed start from 7:38-11:10 a.m.

Round 4 – Heavy fog delayed start from 8:49-9:45 a.m.

1990

Round 3 – Rain suspended play from 1:20-3:35 p.m. **Round 4** – Heavy rain delayed the scheduled start at 8:49 a.m., the round was canceled at 1:10 p.m. and the tournament was reduced to 54 holes.

1991

Round 3 – A thunderstorm delayed the start of the round from 7:30-10:05 a.m.

1992

Round 2 – Rain and lightning suspended play from 3:15-5:05 p.m. and 6-6:25 p.m., when play was called for the day. Sloppy course conditions delayed the resumption of the round Saturday morning, and the third round did not start until 12:30 p.m. **Round 4** – Rain suspended play from 2:30-4:50 p.m.

1993

Round 2 – Lightning and heavy rain suspended play from 12:58-4:30 p.m. Darkness forced play to be called for the day at 8:38 p.m.

1995

Round 1 – Rain stopped play after 65 minutes and forced a restart at 1 p.m. The round was called for the day at 8:30 p.m. with 55 players on the course and completed Friday morning.

Round 3 – A series of afternoon storms suspended play from 12:40-4:50 p.m. Play was called for the day at 8:20 p.m. and 22 players finished the round Sunday morning.

1997

Round 3 – Rain suspended play from 9:20-10:40 a.m. and from 12:05-3:15 p.m., when it was called for the day. Rain delayed resumption of the round until 2:33 p.m. Sunday, but torrential rain and unplayable conditions forced another suspension at 4:23 p.m. Play was called for the day at 5:45 p.m. with the leaders through 10 holes, and the tournament was reduced to 54 holes. The third round was completed Monday morning. **Round 4** – Canceled.

1998

Round 2 – A thunderstorm suspended play from 5-7:27 p.m., and the round was suspended by darkness at 9 p.m. with three players on the course; they finished Saturday morning.

Round 4 – Lightning in the area suspended play from 4:16-5:02 p.m. and from 6:28-7:07 p.m.

2000

Round 4 – Thunderstorms and heavy rain suspended play at 11:15 a.m. Play was called for the day at 4:15 p.m. because bunkers were washed out and some creeks were overflowing their banks. The round was completed Monday.

2001

Round 2 – Heavy rain suspended play from 10:43 a.m.-12:50 p.m., and play was suspended for the day by darkness at 8:50 p.m. with three players on the course; they finished Saturday morning. **Round 3** – Heavy morning rain delayed the start of the round until noon, and it was suspended from 12:25-3:04 p.m. because of unplayable conditions. Play was suspended again from 3:56-4:14 p.m. because of lightning in the area. Darkness suspended play for the day at 8:54 p.m., and 25 players completed the round Sunday morning.

2002

Round 2 – Lightning in the area suspended play from 6:15-7:15 p.m.

2003

Round 3 – Heavy rain suspended play from 11:14 a.m.-noon.

2006

Round 1 – A threat of lightning suspended play at 5:32 p.m. with 30 golfers on the course. Play was called for the day at 6:35 p.m. and the round was completed Friday morning.

Round 2 – Play began at 8 a.m. and but was suspended from 10:25 a.m.-4:34 p.m. because of heavy rain and unplayable conditions. Play was called for the day at 8:48 p.m., and 70 players completed the round Saturday. **Round 3** – Play began at 1:30 p.m. and was suspended for the day at 7:55 p.m. by a threat of lightning; 24 players completed the round play from 4:03-4:35 p.m.

Weather Delays

2007

Round 3 – Thunderstorms suspended play from 1:28-4 p.m.

Round 4 – Thunderstorms delayed the start of the round one hour, to 9 a.m.

2008

Round 3 – A threat of dangerous weather suspended play from 1:39-4:04 p.m.

2010

Round 1 – Thunderstorms suspended play from 9:16-11:20 a.m. and from 3:23-3:57 p.m. **Round 2** – A threat of dangerous weather suspended play from 2:24-2:48 p.m. and from 5:48-6:23 p.m. **Round 3** – Thunderstorms delayed the start of the round until 11:45 a.m. and suspended play from 3:31-5:15 p.m.

2011

Round 4 – Dangerous weather conditions suspended play from 4:22-6:56 p.m.

2012

Round 2 – Heavy rain suspended play from 9:44-11:32 a.m.

2013

Round 2 – Threats of dangerous weather suspended play from 2:36-2:58 p.m. and from 4:49-6:16 p.m., and play was called for the day at 7:07 p.m. because of heavy rain.

2016

Round 3 – Lightning in the area suspended play from 5:02-7:15 p.m. **Round 4** – A threat of dangerous weather suspended play from 2:14-3:41 p.m.

2017

Round 4 – Thunderstorms suspended play from 4:18-5:35 p.m. and from 6:48-8:06 p.m.

2018

Round 2 – Severe weather in the area suspended play from 4:17-5:45 p.m.

2020

Round 4 – Play was suspended at 3:41 p.m. because of a dangerous weather situation and resumed at 4:30 p.m.

2021

Round 1 – Thunderstorms suspended play from 12:46-2:45 p.m. and again at 4:17 p.m. Play was scheduled to resume at 6:30 p.m., but golfers were removed from the course because of more dangerous weather approaching. The round was suspended for the day at 6:41 p.m. **Round 2** – Fog delayed the scheduled 7:30 a.m. resumption of the first round until 7:53 a.m. The second round began at 11:20 a.m. and was suspended by darkness at 8:44 p.m. **Round 4** – The final two pairings were held in place from 5:46-5:51 p.m. because of a heavy rain shower. play from 4:03-4:35 p.m.

Course Changes

Aside from adding and reworking bunkers, reshaping a couple of greens and removing some trees, the Muirfield Village Golf Club course remained essentially as Jack Nicklaus originally designed it for the first 20 years of the Memorial Tournament. In 1996, it measured less than 100 yards longer from the back tees than it did in 1976, when it was 7,027 yards.

Beginning in 1999, however, Nicklaus began making changes to the course in reaction to how much farther the golf ball was traveling because of stronger and more athletic golfers taking advantage of technological advances in clubs and balls. Following is a chronology of strategic changes made to the course since then:

1999

In response to a survey of PGA Tour players that recommended many fairways should be narrowed to toughen the course's challenge, fairways were narrowed by 3 to 18 yards in the landing areas on Nos. 1, 5, 7, 10, 13, 14, 17 and 18.

Also:

No. 10 – The bunker on the left side of the landing area was moved 7 yards farther from the tee and deepened, and rough was grown in behind it.

No. 13 – The tee was moved back 13 yards, increasing the length of the par-4 to 455 yards. The bunker on the left side of the landing area was moved 10 yards farther from the tee and deepened, and another bunker was added beyond it.

No. 17 – A bunker was added to the right side of the fairway about 285 yards from the tee.

2000

No. 5 – The stream that bisects the fairway and turned left near the front of the green was widened to abut most of the front of the green, creating a more challenging second-shot approach.

No. 6 – The tee was moved back 12 yards, increasing the length of the hole to 447 yards. A tree right of the green was removed and replaced with a run-up area.

No. 7 – The tee was moved back 7 yards, lengthening the hole to 563 yards. Undulations were added to a rebuilt green to create more challenging pin positions.

No. 15 – The green, lowered to create a gallery amphitheater, also was pitched left to right, toward a steep bank, to create more difficult wedge shots from the hillside left of the green. A bunker in front of the green was replaced with a run-up area.

2001

No. 5 – Rough right of the green was replaced with fairway to carry mishit shots away from the green.

No. 7 – One of two bunkers on the left side of the fairway was moved 45 yards closer to the tee, and closer to the other bunker, to challenge drives over the dogleg.

No. 11 – The tee was moved back 28 yards to try to influence more players to hit driver off the tee. The length of the hole increased to 567 yards.

No. 15 – Rough in the back-right corner of the green was replaced with fairway to carry mishit shots away from the green.

2002

No. 18 – A bunker was added to the dogleg on the right side of the fairway, increasing the distance necessary to carry the hazard from 305 to 330 yards. The creek bordering the left side of the hole was rerouted closer to the fairway, narrowing the landing area to 40 yards at 250 yards off the tee and to 30 yards at 300 yards out.

2003

No. 17 – Nicklaus said he added “a little bit of spice” to what he had termed a “blah” hole when he bulldozed it from tee to green. He added 41 yards to it (to 478) by moving the tee back as far as possible. He lowered the green and moved it forward slightly to bring into play a creek in front of it that had been buried previously. The large waste bunker that spanned much of the left side of the fairway was removed. In its place, four deep bunkers were positioned to frame the landing area, from 260 to 310 yards off the tee, with a 23-yard chute between the farthest bunkers.

2004

No. 18 – Four sand bunkers, each 7 to 7 1/2 feet deep, were added to the right side of the fairway, and another was modified, further increasing the distance necessary to carry the hazard from the tee to 342 yards.

2005

No. 10 – The tee was moved back 30 yards, increasing the length of the hole to 471 yards.

2006

Fairway grass was mowed toward greens for the first time, instead of in a checkerboard pattern, to increase the speed of the fairways.

Also, a new aeration system was installed under all 18 greens to vacuum water out of them after heavy rain and speed the resumption of play.

Course Changes *(Continued)*

No. 1 – The tee was moved back 19 yards to lengthen the carry over the fairway bunkers to about 290 yards. The overall length of the hole increased to 470 yards.

No. 10 – A dying tree by the left fairway bunker was removed and the bunker was deepened to create more of a deterrent to players trying to fly it with their drives.

No. 12 – The tee was moved back 18 yards, increasing the length of the hole to 184 yards.

No. 13 – Because of the new tee at No. 12, the fairway was moved slightly to the right and narrowed in the landing area, the left fairway bunker closer to the tee was removed, and the remaining bunker was deepened and enlarged to require a carry of 308 yards to clear it.

2007

No. 1 – A year after the tee was moved back, increasing the length of the hole to 470 yards, the three bunkers at the crook in the dogleg were deepened, and the farthest was repositioned closer to the fairway, to further increase the risk of trying to fly the dogleg off the tee.

No. 15 – In hopes of making more players hit driver on the hole, the tee was moved back 26 yards and lowered, increasing the distance to nearly 300 yards to the top of the ridge – the go-point for players trying to reach the green in two shots. The overall length of the hole increased to 529 yards.

2009

Nos. 11 and 18 – Greens were raised in front to add pin positions and address a problem during the 2008 tournament of approach shots and putts rolling off the front.

2011

No. 16 – To strengthen the par-3 before the course hosted the 2013 Presidents Cup matches, the green was repositioned and the deep bunker guarding its left front was replaced with a lake. Three bunkers were added behind the new green. The length of the hole decreased by 14 yards, to 201.

2014

No. 18 – The tee was moved back 40 yards to further challenge players trying to fly the dogleg. The length of the hole increased to 484 yards.

2015

No. 18 – Six sand bunkers that were added a decade earlier along the right side of the fairway, beyond the dogleg, were either removed or converted to grassy hollows.

2020

Nos. 8, 11 and 15 – New championship tees were built on the holes and increased the yardages of each. The 8th was lengthened by 25 yards, to 210. The 11th grew by 15 yards, to 582. The 15th added 30 yards, to 559. The changes increased the total length of the golf course to 7,462 yards.

2021

The course underwent its most extensive renovation since it opened as greens were rebuilt, recontoured and resodded, tees, fairways and rough were regrassed, and bunkers were excavated and rebuilt with uniform depths of sand. The Tournament course was lengthened by 151 yards – to 7,543 – and more than 80 trees were planted to ensure for a proper succession over time as older trees decline and die.

No. 1 – Tees were moved forward and to the left to decrease the dogleg, a new green was built 17 yards behind the previous one, and fairway was added right of the green to feed balls to the green. Bunkers right of the fairway were moved left and closer to the green, making the carry over the last bunker 345 yards. Bunkers were built left and short right of the new green.

No. 2 – The Tournament tee was moved back 8 yards, and 5-10 feet of the front left portion of the green was removed to allow for a better view into the left greenside bunker.

No. 3 – Tees were moved to the right and down the hill to bring the creek more into play on the tee shot. Water also will be more in play on the approach because the bunker in front of the green was removed and the green shifted forward to the water's edge. A fairway pad was added left of the green as a bailout.

No. 4 – The hole plays 10 yards longer than previously after the back bunker was removed and more green added. The green is now more than 150 feet long and the hole measures more than 230 yards. The green was recontoured to add pin positions on the right half of the green, nearer the bunkers.

No. 5 – The Tournament tee was shifted forward and left to decrease the dogleg. Beyond the landing area, the fairway was removed to discourage long hitters from trying to cut the dogleg with their tee shots. A smaller, more strategic green was built about 20 yards behind and left of the previous one to make bailout shots to the right more difficult. The hole plays 16 yards longer than previously.

No. 6 – A new fairway bunker complex was built to create a more challenging tee shot either over or between the new bunkers. A portion of the green was recontoured to add potential pin areas.

Course Changes *(Continued)*

No. 7 – The challenge of hitting the par-5 green in two was enhanced by several changes. The left fairway bunker farthest from the tee was moved more into the fairway, and a bunker was added right of the landing area, to reduce the margin for error on tee shots. The Tournament tee was moved back 7 yards, a new green was built 20 yards behind and left of the previous one, and four bunkers were placed left and right in front of the green. Fairway replaced a bunker behind the green to potentially bring a wooded ravine into play for shots hit over the green.

No. 8 – A new back tee was built to increase the length of the hole by 15 yards, and the pitch on the right side of the green was reduced to allow for pin positions closer to the bunker.

No. 9 – The right half of the previous back bunker was filled and 20 feet of green added. The pitch along the back of the green was reduced to create more pin areas.

No. 10 – Fairway bunkers were moved closer to the landing area for long hitters. A new, larger green was built to the left of the previous one and offers more pin areas.

No. 11 – The back tee was moved back 23 yards and the green was shifted about 20 feet to the left, allowing golfers to go for the green with their second shot without having to hit over trees along the right side of the hole.

No. 13 – More trees were added beyond the left fairway bunker to increase the risk for golfers playing their tee shot over the bunker to try to get a big kick down the fairway.

No. 15 – The tee was moved back 37 yards and the first landing area was lowered 15 feet and shifted left, bringing the creek on that side more into play. Bunkers were added to the right side of the first landing area to further squeeze the tee shot. The second landing area was regraded to be more receptive to layup shots. A hill right of the green was removed and a new section of green added back and right of the existing green, which will bring an expanded creek more into play on second and third shots. Two bunkers were built to separate the new section of green from the water.

No. 16 – The green was recontoured to be more receptive to tee shots. The hole ranked as the toughest in the Tournament six times in the 10 years after Nicklaus redesigned it before the 2011 Memorial.

No. 17 – The fairway was narrowed and all fairway bunkers rebuilt and repositioned so the hole better fit in with the character of the rest of the course. The green was recontoured to add pin area in the front half and so the back left now pitches toward the front rather than away from it.

No. 18 – Pitch was removed from the back and front of the green to add pin area to each. Shots hit to the back of the green no longer will automatically gravitate toward the Tournament's traditional "Sunday pin."

2023

Nos. 16 and 17 – Relocation of the Course Maintenance Compound created room for tee boxes to be moved back on each hole. The Tournament yardage increased on No. 16 to 220 yards and on No. 17 to 503 yards. The course's total Tournament yardage increased to 7,571 yards.

2024

No. 16 – The tee box was moved 30 yards to the players' right to straighten the hole and take the pond on the left out of play for well-played tee shots. A bunker at the right front corner of the green was removed and replaced by a slope.

The Memorial Tournament Yearly Results 1976-2024



Tournament founder and host Jack Nicklaus with 2024 winner Scottie Scheffler.

2024 Memorial Tournament



Round 1

Even with a missed 5-foot putt for par on his last hole, Adam Hadwin took advantage of receptive greens to shoot 6-under-par 66 and take a one-stroke lead over world No. 1 Scottie Scheffler after the first round at Muirfield Village Golf Club.

"It always stings a little to end a round with a bogey . . . (but) yeah, eight birdies around this place (is good)," Hadwin said. "The wind is always tricky, there's not a lot of margin for error out there on a lot of holes. I took advantage of some good clubs . . . and was able to hit a few close and make a couple big (putts)."

Despite the soft conditions created by overnight rain, only 25 players broke par from a starting field of 73, smallest in Tournament history. The Memorial had its latest start ever, moving one week later than usual to help the PGA Tour bunch together three Signature events with smaller fields.

Despite being one week before the U.S. Open, the Tournament drew nine of the top 10 golfers in the world ranking, including not only Scheffler but recently crowned PGA champion Xander Schauffele (68), Ludvig Aberg (68), Collin Morikawa (68) and defending champion Viktor Hovland (69).

"That's exactly what we were trying to do as a tour (by creating the \$20 million Signature events featuring all of the top players)," Schauffele said. "That's what people want to see and that's what we want to give 'em."

Round 2

Already winner of the Masters, Players Championship and two other PGA Tour events in the previous three months, Scheffler put himself in position for another victory with a 68 in gusting winds that gave him a three-stroke lead at 9-under 135.

Hovland (69) and Hadwin (72) shared second place at 138.

Scheffler distanced himself from his pursuers by playing the last four holes 3 under par with an 8-foot putt for eagle at No. 15, par saves at 16 and 17 and a 12-foot putt for birdie at the last.

Wind gusts reached 28 mph, and "I just tried to do my best to execute," said Scheffler, who credited caddie Ted Green with "a really good job of getting most of the winds right. That's a pretty challenging task . . . because you have so many trees."

Round 3

Scheffler thinned a bunker shot and air-mailed his ball into the creek at No. 5. He triple-bogeyed No. 9 after his tee shot ricocheted off a tree and out of bounds.

No worries. He recovered with three birdies on the back side, shot 71 and increased his lead by one stroke on another breezy and difficult day.

"Did a good job resetting and bouncing back," he said.

Scheffler finished three rounds at 10-under 206, four strokes better than Morikawa (68), Hadwin (72) and Sepp Straka (68). Morikawa and Straka were bogey-free.

Hovland was in position to bid for a repeat win Sunday until he stumbled with four consecutive bogeys and a triple bogey on the back nine.

Scheffler's four-stroke lead was the second-largest of his PGA Tour career through 54 holes.

"I'm going to go out tomorrow and try and have a good round of golf, keep my head down and stay in my own little world," he said. "I'm not going to really pay any attention to what anybody else is doing out there, I'm just going to try and do my best."

Round 4

Scheffler never lost all of the lead he started with but never could breathe easily until he holed a 5-foot downhill putt for par on the final hole for a one-stroke victory over Morikawa.

On another windy day complicated by hard greens and a difficult setup, Scheffler shot a 2-over 74, the highest final-round score by a Tour winner since Jon Rahm at the 2020 Memorial. Scheffler finished at 8-under 280 for 72 holes.

"You're a survivor," Tournament host Jack Nicklaus told him as they shook hands alongside the 18th green.

"Thanks," Scheffler said. "Yeah, you made this place brutal today."

Only 10 players shot par or better on a day that the field's scoring average was a shade under 75. Morikawa (71) was the only player in the last 13 twosomes to break par.

"This is a tough place to close out," Scheffler said. "I didn't do a whole lot great today, but I did enough."

Scheffler had one birdie, three bogeys and a clutch, 15-foot par-saving putt on No. 16 that gave him a two-stroke lead with two holes to play.

Morikawa and Hadwin (74-284) stayed on Scheffler's heels for much of the afternoon. Hadwin finally succumbed to bogeys on his last three holes.

After Scheffler bogeyed No. 17, Morikawa went to the demanding 18th one stroke behind. Both missed the green with their approach shots, and after Morikawa's chip from the rough rolled by the hole, Scheffler made his par putt.

"I thought it was breaking right . . . and it broke left," Morikawa said. "I hit it exactly how I wanted it, and you can't complain when you're hitting shots like that down the stretch."

It was Morikawa's second runner-up finish at the Memorial. He lost in sudden death to Patrick Cantlay in 2021.

Scheffler was third that year, two strokes out of the playoff, and he recalled that after missing a 6-foot putt at No. 18, Nicklaus told him he'd be shaking his hand one day.

"It was pretty special thinking about that as I was walking over to shake his hand," Scheffler said.

Stats Leaders

Driving distance: Rory McIlroy (310.6)

Fairways hit: Sepp Straka (47)

Greens in regulation: Scottie Scheffler (50)

Scrambling: Hideki Matsuyama (26/32)

Putts per round: Nick Dunlap (25.75)

2024 Memorial Tournament

Dates: June 6-9

Purse: \$20,000,000

Par: 36-36—72

FedEx Cup points to winner: 700

Yardage: 7,569

Leaders

First round – Adam Hadwin 66; Scottie Scheffler 67; Xander Schauffele, Ludvig Åberg, Corey Connors, Collin Morikawa 68.

Second round – Scheffler 135; Hadwin, Viktor Hovland 138; Christiaan Bezuidenhout, Keegan Bradley 139; Åberg 140.

Third round – Scheffler 206; Hadwin, Morikawa, Sepp Straka 210; Åberg, Schauffele 212.

Cut – 52 players from a starting field of 73 at 4-over-par 148.

Weather – Thursday: Mostly cloudy with a high temperature of 80. Winds W 15-25 mph. **Friday:** Partly cloudy and breezy with a high temperature of 76. Winds W 15-22 mph with gusts to 28 mph. **Saturday:** Mostly cloudy with a high temperature of 79. Winds SW 8-15 mph. **Sunday:** Partly cloudy with a high temperature of 79. Winds NW 10-20 mph.

1	Scottie Scheffler	67 68 71 74 280	\$4,000,000.00	33	Taylor Pendrith	74 71 77 72 294	\$106,500.00
2	Collin Morikawa	68 74 68 71 281	\$2,200,000.00		Justin Thomas	71 77 74 72 294	\$106,500.00
3	Adam Hadwin	66 72 72 74 284	\$1,400,000.00		Matt Kuchar	75 71 74 74 294	\$106,500.00
4	Christiaan Bezuidenhout	72 67 74 72 285	\$1,000,000.00		Peter Malnati	72 73 74 75 294	\$106,500.00
5	Matt Fitzpatrick	73 70 74 69 286	\$766,666.67		Brian Harman	77 69 71 77 294	\$106,500.00
	Ludvig Åberg	68 72 72 74 286	\$766,666.67		Jason Day	73 75 69 77 294	\$106,500.00
	Sepp Straka	72 70 68 76 286	\$766,666.67	39	Denny McCarthy	76 70 73 76 295	\$88,000.00
8	Hideki Matsuyama	73 70 74 70 287	\$579,000.00		Austin Eckroat	77 71 71 76 295	\$88,000.00
	Sungjae Im	76 71 67 73 287	\$579,000.00	41	Thomas Detry	72 76 71 77 296	\$80,000.00
	Tony Finau	71 70 73 73 287	\$579,000.00		Will Zalatoris	74 70 73 79 296	\$80,000.00
	Xander Schauffele	68 73 71 75 287	\$579,000.00	43	Tom Kim	70 75 78 74 297	\$72,000.00
12	Nick Dunlap	70 73 70 75 288	\$430,333.33		Keegan Bradley	70 69 78 80 297	\$72,000.00
	Victor Perez	71 74 68 75 288	\$430,333.33	45	Tom Hoge	72 74 77 75 298	\$60,500.00
	Sahith Theegala	73 71 69 75 288	\$430,333.33		Lee Hodges	71 73 77 77 298	\$60,500.00
15	Billy Horschel	69 74 76 71 290	\$329,000.00		Andrew Putnam	77 71 72 78 298	\$60,500.00
	Sam Burns	71 75 71 73 290	\$329,000.00		Eric Cole	70 75 74 79 298	\$60,500.00
	Viktor Hovland	69 69 77 75 290	\$329,000.00	49	Shane Lowry	74 73 68 85 300	\$54,000.00
	S.W. Kim	72 70 73 75 290	\$329,000.00	50	Cam Young	76 72 76 77 301	\$51,500.00
	Rory McIlroy	70 71 73 76 290	\$329,000.00		Cam Davis	73 72 77 79 301	\$51,500.00
20	Corey Connors	68 76 76 71 291	\$259,500.00	52	A-Jackson Koivun	72 76 78 80 306	
	Tommy Fleetwood	69 73 73 76 291	\$259,500.00				
22	Alex Noren	70 74 75 73 292	\$200,200.00				
	Byeong Hun An	71 73 73 75 292	\$200,200.00				
	Akshay Bhatia	69 72 75 76 292	\$200,200.00				
	J.T. Poston	75 69 72 76 292	\$200,200.00				
	Max Homa	71 73 72 76 292	\$200,200.00				
27	Emiliano Grillo	70 78 76 69 293	\$143,500.00				
	Adam Svensson	72 73 76 72 293	\$143,500.00				
	Nick Taylor	73 73 74 73 293	\$143,500.00				
	Davis Thompson	73 73 74 73 293	\$143,500.00				
	Russell Henley	73 71 74 75 293	\$143,500.00				
	Seamus Power	69 74 73 77 293	\$143,500.00				

Did Not Qualify

Chris Gotterup 73-76, Mackenzie Hughes 78-71, Jordan Spieth 74-75, Wyndham Clark 77-72, Ben Griffin 76-73, Stephan Jaeger 75-75, Brandt Snedeker 79-71, Jake Knapp 78-72, Brendon Todd 75-75, Harris English 76-74, Davis Riley 75-76, Patrick Cantlay 75-76, Chris Kirk 78-74, Lucas Glover 78-74, Matthieu Pavon 77-75, Justin Rose 80-73, Adam Schenk 72-81, Taylor Moore 75-81, Kurt Kitayama 76-80, Patrick Rodgers 77-80, Rickie Fowler 76-82.

2023 Memorial Tournament



Round 1

Unseasonably warm and dry weather and swirling afternoon winds yielded the highest first-round scoring average (74.000) in 23 years, but Davis Riley tamed the challenging conditions with a 5-under-par 67 that gave him a one-stroke lead over Matt Wallace.

Playing in the afternoon half of the draw and finishing on the front nine, Riley birdied three of his last four holes and bogeyed only once to finish with at least a share of the first-round lead at Muirfield Village for the second year in a row.

"It's a tough golf course," he said, "especially in the afternoon because the greens get really firm and bouncy. . . . And the wind was up. So I think I hit 11 greens, but yeah, I just had a couple up-and-ins on some par-4s to save par that kind of kept the round going."

Wallace birdied five of his first nine holes in the calmer morning conditions.

Round 2

For the second straight day, a golfer with the tougher afternoon tee time finished on top of the leader board. This time, it was Justin Suh, who holed eight putts from 10 feet and longer to shoot 66 and take a one-stroke lead at 8-under 136.

Suh, the No. 1 player on the 2022 Korn Ferry Tour, was one stroke ahead of 2014 Memorial winner Hideki Matsuyama, who shot a bogey-free 65. Another stroke behind were two-time Memorial winner Patrick Cantlay (67) and David Lipsky (69), the only golfer to break 70 each of the first two days.

Suh gained the outright lead with birdies at Nos. 14 and 15, made his only bogey of the day at No. 16, then closed with a birdie at 18 to deny Matsuyama a share. Suh finished with 4.364 strokes gained putting in the second round and 7.334 over the first two rounds.

"I don't think anyone is expecting to gain seven strokes off two days," he said.

Round 3

Rory McIlroy (70), the No.3-ranked golfer in the world, saved par from just inside 9 feet at the final hole to finish 6-under 210 and share the lead with Si Woo Kim (71) and Lipsky (72).

It was the highest 54-hole score to lead the Memorial since 1990.

"It wasn't easy out there," said Lipsky, who hit only six fairways and nine greens in regulation yet could have had the lead to himself had he not bogeyed the last two holes.

Kim overcame double bogeys at Nos. 3 and 11 and a bogey at 8 with six birdies. He one-putted his last seven holes.

Five more golfers were at 211, including Denny McCarthy (68), who had eagles at Nos. 7 and 15. Twenty-two were within three shots of the lead entering the final round.

Round 4

Six golfers had at least a share of the lead on the front nine before McCarthy opened a two-stroke lead with three birdies in his first seven holes. He parred his next 10 holes and led Viktor Hovland by one before getting into trouble that even his exquisite touch with the putter could not rescue him from.

After driving into the left rough on No. 18, McCarthy (70) missed a 23-foot putt to save par. The bogey left him tied after regulation with Hovland (70) at 7-under 281, the highest 72-hole score in the Memorial since 1985.

Again at 18, on the first hole of the playoff, McCarthy missed the fairway right and faced a putt of 12 feet for par. It grazed the lip and stayed out, bringing him to his knees.

Hovland made his uphill par putt from 7 feet – two-putting from 60 – for the win.

"I'm heartbroken right now," McCarthy said after his closest brush with victory in 156 PGA Tour starts.

Hovland, 25, was three strokes behind after bogeys at Nos. 8, 9 and 12 but got back in position with birdies at 15 and 17. He made a 30-foot putt for the only birdie of the day at 17.

"I was really proud of myself for fighting back," Hovland said. "Birdieing 15 and 17 was – yeah, it was awesome. I played 16, 17, 18, I think, 2-under the whole week. Those holes, I think I'll have nightmares playing those holes in my head."

The field scoring average of 74.985 was the second-highest in a final round since 1985.

The only golfer to break 70 was world No. 1 Scottie Scheffler (67), who finished third at 282. Playing his fourth tournament in a row, he shot 68-67 on the weekend after making the cut on the nose. He briefly held the sole lead before a bogey at 17 left him a shot out of the playoff.

"I'm pretty tired," Scheffler said. "I was just proud of how I showed up this weekend and fought."

Stats Leaders

Driving distance: Rory McIlroy (339.1)

Fairways hit: Si Woo Kim (45)

Greens in regulation: Scottie Scheffler (51)

Scrambling: Jordan Spieth (24/31)

Putts per round: Matt Kuchar (24.75)

2023 Memorial Tournament

Dates: June 1-4

Purse: \$20,000,000

Par: 36-36—72

FedEx Cup points to winner: 550

Yardage: 7,571

Leaders

First round – Davis Riley 67; Matt Wallace 68; Danny Willett, Adam Hadwin, Mark Hubbard, Shane Lowry, Austin Eckroat, David Lipsky, Jordan Spieth 69.

Second round – Justin Suh 136; Hideki Matsuyama 137; Lipsky, Patrick Cantlay 138; Si Woo Kim, Mark Hubbard 139.

Third round – Rory McIlroy, Kim, Lipsky 210; Denny McCarthy, Viktor Hovland, Wyndham Clark, Lee Hodges, Mark Hubbard 211.

Cut – 66 players from a starting field of 120 at 3-over-par 147.

Weather – Thursday: Sunny with a high temperature of 91. Winds E 4-8 mph. **Friday:** Sunny with a high temperature of 93. Winds NE 6-12 mph. **Saturday:** Partly cloudy with a high temperature of 89. Winds NE 10-18 mph. **Sunday:** Sunny with a high temperature of 86. Winds NE 10-18 mph.

1	Viktor Hovland	71-71-69-70-281	\$ 3,600,000.00	38	J.T. Poston	76-70-72-73-291	91,000.00
	<i>(won playoff with par on first extra hole)</i>				Luke Donald	72-69-74-76-291	91,000.00
2	Denny McCarthy	71-72-68-70-281	2,180,000.00		Christiaan Bezuidenhout	73-70-71-77-291	91,000.00
3	Scottie Scheffler	74-73-68-67-282	1,380,000.00	41	Taylor Montgomery	71-73-76-72-292	71,000.00
4	Si Woo Kim	71-68-71-73-283	980,000.00		Seamus Power	70-73-75-74-292	71,000.00
5	Andrew Putnam	71-72-71-70-284	772,500.00		Brandt Snedeker	73-72-73-74-292	71,000.00
	Jordan Spieth	69-72-72-71-284	772,500.00		Sam Stevens	72-72-72-76-292	71,000.00
7	Adam Schenk	75-71-68-71-285	650,000.00		S.H. Kim	75-71-70-76-292	71,000.00
	Rory McIlroy	72-68-70-75-285	650,000.00		Justin Suh	70-66-77-79-292	71,000.00
9	Adam Scott	70-75-70-71-286	545,000.00		Sungjae Im	70-76-67-79-292	71,000.00
	Rickie Fowler	72-68-74-72-286	545,000.00	48	Thomas Detry	73-72-77-71-293	52,600.00
	Matt Fitzpatrick	76-68-70-72-286	545,000.00		Matt Wallace	68-74-75-76-293	52,600.00
12	Tyrrell Hatton	71-71-73-72-287	410,000.00		Emiliano Grillo	71-73-73-76-293	52,600.00
	Lee Hodges	72-69-70-76-287	410,000.00		Keith Mitchell	71-74-69-79-293	52,600.00
	Wyndham Clark	70-71-70-76-287	410,000.00	52	Harris English	71-73-76-74-294	48,600.00
	David Lipsky	69-69-72-77-287	410,000.00		Alex Noren	72-74-71-77-294	48,600.00
16	Luke List	73-74-71-70-288	275,500.00	54	Davis Riley	67-78-78-72-295	47,200.00
	Sam Burns	71-71-73-73-288	275,500.00		Danny Willett	69-76-69-81-295	47,200.00
	Shane Lowry	69-76-70-73-288	275,500.00	56	Davis Thompson	72-75-76-73-296	46,400.00
	Jon Rahm	70-70-74-74-288	275,500.00		Sam Ryder	71-72-77-76-296	46,400.00
	Sepp Straka	71-69-73-75-288	275,500.00	58	Sahith Theegala	76-70-75-76-297	45,600.00
	Joseph Bramlett	73-70-70-75-288	275,500.00		Chez Reavie	72-72-76-77-297	45,600.00
	Russell Henley	74-71-68-75-288	275,500.00	60	Stewart Cink	73-71-78-76-298	44,800.00
	Hideki Matsuyama	72-65-75-76-288	275,500.00		Taylor Pendrith	77-69-76-76-298	44,800.00
24	Byeong Hun An	72-71-74-72-289	163,000.00	62	Matt Kuchar	79-67-69-84-299	44,200.00
	Beau Hossler	72-71-74-72-289	163,000.00	63	Sam Bennett	71-73-72-84-300	43,800.00
	Xander Schauffele	77-66-72-74-289	163,000.00	64	Lanto Griffin	73-74-78-76-301	43,400.00
	Eric Cole	75-70-70-74-289	163,000.00	65	Tom Hoge	74-69-77-85-305	43,000.00
	Gary Woodland	75-68-71-75-289	163,000.00				
	Stephan Jaeger	72-70-71-76-289	163,000.00				
30	Ryan Fox	77-70-73-70-290	117,250.00				
	Garrick Higgo	71-73-71-75-290	117,250.00				
	Austin Eckroat	69-72-72-77-290	117,250.00				
	J.J. Spaun	72-71-70-77-290	117,250.00				
	Patrick Rodgers	70-70-72-78-290	117,250.00				
	Patrick Cantlay	71-67-74-78-290	117,250.00				
	Keegan Bradley	74-73-65-78-290	117,250.00				
	Mark Hubbard	69-70-72-79-290	117,250.00				

Did Not Qualify

Ben Griffin 72-76, Mackenzie Hughes 75-73, Joel Dahmen 76-72, Trey Mullinax 74-74, Chris Kirk 74-74, Kazuki Higa 72-76, Adam Hadwin 69-79, Jason Day 76-72, Zach Johnson 73-75, Will Gordon 78-71, Matt NeSmith 73-76, Kevin Streelman 79-70, Cameron Young 74-75, Nick Hardy 74-75, Nico Echavarria 78-72, Justin Thomas 75-75, Lucas Herbert 76-74, Scott Stallings 76-74, M.J. Daffue 77-73, A-Aldrich Potgieter 74-76, Robby Shelton 75-75, Chris Gotterup 77-73, David Lingmerth 78-73, William McGirt 77-74, Adam Svensson 77-74, K.H. Lee 75-76, Justin Lower 77-74, Brandon Wu 74-77, Lucas Glover 74-77, Brian Harman 77-74, Akshay Bhatia 73-78, Adam Long 81-71, Corey Connors 77-75, Nicolai Hojgaard 77-75, Alex Smalley 80-73, Thriston Lawrence 81-72, David Micheluzzi 75-78, Ben Taylor 73-80, Cam Davis 74-79, Jason Dufner 76-77, Aaron Rai 74-79, Troy Merritt 76-78, Tom Kim 79-75, Kevin Kisner 75-79, Bo Hoag 76-78, Francesco Molinari 81-74, Kurt Kitayama 76-79, K.J. Choi 81-75, Billy Horschel 84-72, Hayden Buckley 80-77, Chad Ramey 88-74, Peter Malnati 78-84, Collin Morikawa 71-73-68-WD, Brendon Todd 79-WD, Dylan Frittelli WD.

2022 Memorial Tournament



Round 1

Playing in his first Memorial Tournament, fast-rising PGA Tour rookie Cameron Young shot a 5-under-par 67 to share the lead with five others on a course softened by overnight rain. It was the most players to share the lead after 18 holes in the Memorial.

Players champion Cameron Smith, Luke List, K.H. Lee, Mackenzie Hughes and another Tour rookie, Davis Riley, also shot 67.

Young came to Muirfield Village Golf Club for the first time having finished among the top three in his three previous starts, including the PGA Championship, and had improved to 30th in the world ranking.

"I think I'm continuing to figure out how to play professional golf better," he said. "I think I'm learning what I can and can't do, and having done well makes it a lot easier. If I was really fighting to keep my card for next year, I think it gets a lot harder."

Round 2

Smith shot 69 for 8-under 136 to take a one-stroke lead over Lee (70) and Denny McCarthy (69).

Ranked third in the world, Smith had two wins already in 2022 and a tie for third in the Masters.

"I think my game's in a good spot," he said. "There's no reason why I shouldn't be (contending every week). I'm playing some of the best golf of my life."

Smith had only 23 putts in each of the first two rounds. He didn't need the putter on No. 12, where he flopped a delicate shot out of high rough behind the green and watched it roll more than 30 feet into the cup. The hole-out birdie gave him the outright lead.

"Really happy with where my short game's at," Smith said. "I feel like I'm rolling the ball really good. Just need to sort out that longer stuff."

Round 3

Two strokes off the lead when his day began, Billy Horschel played a second consecutive bogey-free round, shot 65 and built a five-stroke lead at 13-under 203. Aaron Wise (69) and Smith (72) were at 208.

Horschel bogeyed his 10th hole of the first round, at No. 1, before scoring par or better on his next 44 holes. He had seven birdies in the third round.

"Very pleased with the work (caddie Mark Fulcher) and I have done, not only today but over the last three days," Horschel said. "Just going through our process, making sure we have a number where we're trying to land the ball, talking about the shot, the club selection, the wind."

"When we do that, it allows me to have a clearer picture and have a little bit more of a higher acceptance level over the golf shot. Everyone on my team has told me for years, when I have that, I'm able to make better golf swings on a regular basis."

Round 4

Playing in the final twosome with Horschel, Wise reduced his deficit to two strokes with six holes to play when he birdied Nos. 10 and 11 and Horschel bogeyed No. 12. Wise gave a stroke back with a bogey at 13, but more movement seemed possible when Wise's third shot at the par-5 15th hole stopped 2 feet from the pin. Horschel was on the back of the green in two, 52 feet, 10 inches from the cup.

Before Wise could make his birdie putt, however, Horschel rolled in a bomb for eagle to reclaim a three-shot advantage. He made it stand, closing with a 72 and a 13-under 275 for a four-stroke victory over Wise (71).

"I thought that was going to be a big turning point for me," Wise said. "Instead, it was kind of the opposite. It was a birdie for me, and Billy holed a 50-footer for eagle. That was the turning point for him."

No one else was able to make a run at Horschel on a difficult course that yielded only four scores better than 70, the second-fewest in 37 years in the final round of the Memorial.

Horschel, 35, said his plan for the round was to "try not to do anything stupid that would allow guys to sort of come back into the fold." He was steady until having to scramble to make bogey at No. 12 and save pars at 13 and 14 with putts of 12 and 8 feet.

The eagle at 15, he said, was "icing on the cake . . . (to) have a four-shot lead with three tough holes (left), knowing I didn't have to do anything special and Aaron had to do something special to track me down."

Horschel led the field both in hitting greens in regulation and scrambling to save par when he didn't. As he left the 18th green to shake the hand of Tournament host Jack Nicklaus, he quipped, "Just like you, big man."

"I look at putting as you make putts when you have to make putts," Nicklaus said later. "That to me, that's the mark of a champion. And those are the guys who win tournaments."

Stats Leaders

Driving distance: Jon Rahm, Cameron Young (315.5)

Fairways hit: David Lingmerth (48)

Greens in regulation: Corey Connors,
Billy Horschel (53)

Scrambling: Billy Horschel (16/19)

Putts per round: Max Homa (24.75)

2022 Memorial Tournament

Dates: June 2-5

Purse: \$12,000,000

Par: 36-36—72

FedEx Cup points to winner: 550

Yardage: 7,533

Leaders

First round – Cameron Young, Luke List, Cameron Smith, K.H. Lee, Mackenzie Hughes, Davis Riley 67.

Second round – Smith 136; Denny McCarthy, Lee 137; Riley, Young, List, Jhonattan Vegas, Billy Horschel 138.

Third round – Horschel 203; Smith, Aaron Wise 208; Vegas, Daniel Berger, Francesco Molinari 209.

Cut – 70 players from a starting field of 120 at 2-over-par 146.

Weather — Thursday: Mostly cloudy with lingering showers and a high temperature of 71. Winds NW 7-12 mph. **Friday:** Sunny with a high temperature of 76. Winds WNW 10-15 mph. **Saturday:** Sunny with a high temperature of 77. Winds NE 4-8 mph. **Sunday:** Partly cloudy with a high temperature of 81. Winds S 8-13 mph.

1	Billy Horschel	70-68-65-72-275	\$ 2,160,000.00	37	J.T. Poston	78-68-74-70-290	51,000.00
2	Aaron Wise	70-69-69-71-279	1,308,000.00		Wyndham Clark	68-76-73-73-290	51,000.00
3	Patrick Cantlay	72-69-69-71-281	708,000.00		Mackenzie Hughes	67-73-76-74-290	51,000.00
	Joaquin Niemann	71-69-70-71-281	708,000.00		Martin Laird	72-73-71-74-290	51,000.00
5	Max Homa	69-74-70-69-282	411,600.00		David Lipsky	71-70-73-76-290	51,000.00
	Will Zalatoris	68-73-71-70-282	411,600.00		Keegan Bradley	69-75-69-77-290	51,000.00
	Denny McCarthy	68-69-73-72-282	411,600.00		Matthew NeSmith	69-72-70-79-290	51,000.00
	Sahith Theegala	68-75-68-71-282	411,600.00		Jhonattan Vegas	69-69-71-81-290	51,000.00
	Daniel Berger	70-72-67-73-282	411,600.00	45	Adam Svensson	72-71-76-72-291	37,800.00
10	Sungjae Im	70-70-75-69-284	303,000.00		Matt Kuchar	70-75-72-74-291	37,800.00
	Jon Rahm	72-70-73-69-284	303,000.00		Sepp Straka	71-70-74-76-291	37,800.00
	Brendan Steele	69-76-68-71-284	303,000.00	48	David Lingmerth	74-72-73-73-292	32,040.00
13	Corey Connors	69-73-74-69-285	221,400.00		Lucas Herbert	70-76-70-76-292	32,040.00
	Mito Pereira	73-72-70-70-285	221,400.00		Cameron Tringale	73-70-71-78-292	32,040.00
	Si Woo Kim	72-71-71-71-285	221,400.00	51	Viktor Hovland	71-73-78-71-293	29,760.00
	Davis Riley	67-71-72-75-285	221,400.00		Lanto Griffin	74-72-76-71-293	29,760.00
	Cameron Smith	67-69-72-77-285	221,400.00	53	Cam Davis	71-75-78-70-294	27,994.29
18	Xander Schauffele	70-73-73-70-286	142,800.00		Camilo Villegas	73-72-78-71-294	27,994.29
	Garrick Higgo	75-71-70-70-286	142,800.00		C.T. Pan	76-68-76-74-294	27,994.29
	Keith Mitchell	70-69-76-71-286	142,800.00		Chris Kirk	75-68-76-75-294	27,994.29
	Brian Harman	73-70-71-72-286	142,800.00		Patrick Reed	76-70-73-75-294	27,994.28
	Adam Hadwin	76-68-70-72-286	142,800.00		Troy Merritt	73-72-69-80-294	27,994.28
	Charles Howell III	71-72-70-73-286	142,800.00		K.H. Lee	67-70-75-82-294	27,994.28
	Jordan Spieth	70-74-69-73-286	142,800.00	60	Lucas Glover	75-70-77-73-295	26,640.00
	Rory McIlroy	70-69-73-74-286	142,800.00		Brandt Snedeker	72-74-72-77-295	26,640.00
26	Pat Perez	72-72-73-70-287	89,400.00		Doug Ghim	77-68-72-78-295	26,640.00
	Aaron Rai	74-72-69-72-287	89,400.00		Cameron Young	67-71-73-84-295	26,640.00
	Adam Schenk	74-72-69-72-287	89,400.00	64	Kramer Hickok	75-71-76-74-296	25,800.00
	Luke List	67-71-72-77-287	89,400.00		Rickie Fowler	70-74-75-77-296	25,800.00
	Francesco Molinari	71-68-70-78-287	89,400.00		Carlos Ortiz	71-72-75-78-296	25,800.00
31	Jason Day	71-74-68-75-288	78,600.00	67	Adam Scott	70-76-73-80-299	25,200.00
32	Emiliano Grillo	71-73-70-75-289	68,520.00		Chan Kim	73-73-70-83-299	25,200.00
	Shane Lowry	69-72-72-76-289	68,520.00	69	Brandon Wu	71-69-80-80-300	24,840.00
	Joel Dahmen	69-73-71-76-289	68,520.00	70	Ryan Moore	74-72-78-79-303	24,600.00
	Beau Hossler	72-70-71-76-289	68,520.00				
	Abraham Ancer	69-72-71-77-289	68,520.00				

Did Not Qualify

Sam Ryder 73-74, Matt Fitzpatrick 74-73, Charley Hoffman 74-73, Kurt Kitayama 75-72, Danny Lee 73-74, Anirban Lahiri 74-73, William McGirt 69-78, Luke Donald 70-77, Robert Streb 71-76, Rafa Cabrera Bello 74-74, Erik van Rooyen 75-73, Alex Noren 75-73, Matthew Wolff 75-73, Collin Morikawa 71-77, Seamus Power 72-76, Kevin Streelman 77-72, Gary Woodland 73-76, Patrick Rodgers 73-76, Marc Leishman 74-75, Tom Hoge 73-76, Nate Lashley 75-74, Cameron Champ 72-77, Matt Jones 75-74, Min Woo Lee 77-72, Jason Dufner 73-77, Peter Malnati 74-76, Justin Lower 74-76, Adam Long 76-75, Hudson Swafford 76-75, Curtis Luck 78-73, Andrew Putnam 72-79, Alex Smalley 74-77, Bo Hoag 76-75, Taylor Moore 75-77, Stewart Cink 71-81, Danny Willett 76-76, Scott Stallings 76-76, Bryson DeChambeau 76-77, James Piot 75-78, John Pak 77-76, Harris English 77-77, Brandon Hagy 77-78, Patton Kizzire 78-78, Ryan Brehm 79-77, Russell Knox 81-76, Jediah Morgan 76-81, Nick Watney 81-77, Ryan Palmer 81-79, Chad Ramey 76-WD, Hideki Matsuyama DQ.

2021 Memorial Tournament



Round 1

Less than a year after winning the pandemic-relocated Workday Charity Open at Muirfield Village Golf Club, Collin Morikawa shot 6-under-par 66 on a soft course for a one-stroke lead over three others in the Memorial.

"It fits my eye off the tee a lot," Morikawa said. "There's only a couple tee shots where I might not be able to hit my cut as well as I want to. But other than that, if I keep it in the fairway, I feel like I'm hitting kind of a lot of 9-irons, 8-irons and 7-irons, and . . . when I'm able to put those irons in my hands, I feel like I can attack pins."

Morikawa, who started on the back side, had seven birdies, including four of his first five holes after making the turn. He was among the fortunate half of the field to finish the round; rain suspended play for most of afternoon and forced the 60 players in that half to complete their rounds Friday morning.

Round 2

Defending champion Jon Rahm aced No. 16 while playing the last five holes of his round Saturday morning, highlighting a 7-under 65 that gave him a 10-under 134 total and a two-stroke lead over 2019 Memorial winner Patrick Cantlay.

"I wasn't too happy to have to stop (Friday) because I was 5-under through 13 (and) playing unbelievable golf. Had you given me a flashlight, I probably would have tried to finish," Rahm said.

"When I started (this morning) and I make a bogey on 14 (and then miss a birdie putt on 15) . . . you're kind of wondering. . . . (The hole in one) was a big boost of confidence, and it showed at the end. I made a great birdie on 17 and had a great chance on 18."

Cantlay (67) had the clubhouse lead overnight after a 33-hole Friday that ended with a run of three birdies.

"I'm pretty tired," he said. "I woke up at 4:30 this morning and started my warmup and played 33, and this golf course is one of the harder walks. So, yeah, it was a pleasant surprise to birdie the last three."

Round 3

Rahm birdied six of his final nine holes to shoot 64 and take a six-stroke lead at 18-under 198. The score and margin tied Tournament records for 54 holes.

Seconds after finishing, however, Rahm was informed by a PGA Tour official just off the 18th green that he had tested positive for COVID-19 and was obligated to withdraw from the tournament.

In a statement, the Tour said Rahm had been subject to contact-tracing protocols since Monday because he had come in close contact with a person who was COVID-19 positive. Rahm tested negative every day until Saturday, when his test came back positive at 4:20 p.m. A second test on his sample came back positive at 6:05 p.m., just after Rahm had hit his approach shot to the 18th green.

His withdrawal left Cantlay (68) and Morikawa (66) as co-leaders at 12-under 204 heading into the final round.

"It's kind of the worst situation for something like that to happen," Cantlay said. "He played awesome today, and it's just . . . a shame."

Round 4

Morikawa hit only eight fairways and nine greens but made 190 feet, 1 inch worth of putts in the final round in a back-and-forth duel with Cantlay and Scottie Scheffler. But Cantlay made the putt that mattered most, from 11 feet, 9 inches, to save par on the first hole of sudden death (No. 18). When Morikawa missed his par putt from 6 1/2 feet, Cantlay had his second Memorial victory in three years.

Cantlay (71) and Morikawa (71) finished 72 holes at 13-under 275. Scheffler (70) bogeyed his last hole for 277.

"Obviously it sucks to lose a playoff. But today was a grind," Morikawa said. "I was hitting the ball well, but it didn't show that. I couldn't really hit a green for my life. I was hitting my shots that I wanted and we were a little off . . . to get into a playoff, to make the putts I needed to make just to keep myself in it, I'm proud of myself."

Even in victory, thoughts of Rahm's fate the previous day were not far from anyone's mind.

"I wish we could figure out how to give Jon three-fourths of the trophy," Tournament host Jack Nicklaus said.

"I would much rather have faced him down today and shot an extremely low round and beat him that way," said Cantlay, 29. "But unfortunately, there's nothing I can do. I did everything I could with the cards I was dealt, and I really did a good job of focusing today on the task at hand and staying present. And that's all you can do in this game."

Stats Leaders

Driving distance: Bryson DeChambeau (325.6)

Fairways hit: Brendon Todd (49)

Greens in regulation: Xander Schauffele,
Patrick Cantlay (54)

Scrambling: Patrick Reed (21/29)

Putts per round: Cameron Tringale (25)

2021 Memorial Tournament

Dates: June 3-6

Purse: \$9,300,000

FedEx Cup points to winner: 550

Par: 36-36—72

Yardage: 7,543

Leaders

First round – Collin Morikawa 66; Adam Long, Scottie Scheffler, Chris Kirk 67.

Second round – Jon Rahm 134; Patrick Cantlay 136; Morikawa, Scheffler, Xander Schauffele, Max Homa 138.

Third round – Rahm 198; Morikawa, Cantlay 204; Branden Grace, Scheffler 207, Homa 210.

Cut – 69 players from a starting field of 120 at 2-over-par 146.

Weather — Thursday: Cloudy with rain and a high temperature of 72. Winds SW 10-15 mph. Play was suspended from 12:46-2:45 p.m. (delay of 1 hour, 59 minutes) because of thunderstorms and again at 4:17 p.m. Play was scheduled to resume at 6:30 p.m., but players were removed from the course after more dangerous weather developed. Play was suspended for the day at 6:41 p.m. with 60 players on the course. A total of 0.95 of an inch of rain was recorded for the day.
Friday: Cloudy with a high temperature of 81. Winds WSW 8-13 mph. Fog delayed the resumption of the first round until 7:53 a.m. (23 minutes), and the round was completed at 12:40 p.m. The second round began at 11:20 a.m. with threesomes teeing off Nos. 1 and 10 tees and was suspended by darkness at 8:44 p.m.
Saturday: Mostly sunny with a high temperature of 86. Winds SW 12-16 mph. Round two resumed at 8 a.m. and concluded at 9:54 a.m. The third round began at 11 a.m. with threesomes teeing off Nos. 1 and 10.
Sunday: Mostly sunny with brief afternoon showers and a high of 89. Winds SSW 10-15 mph. The final two pairings were held in place from 5:46-5:51 p.m. (5-minute delay) because of a heavy rain shower.

1	Patrick Cantlay	69-67-68-71-275	\$1,674,000.00		Robby Shelton	71-71-73-74-289	53,103.00
	(won playoff with par on first extra hole)				Joel Dahmen	68-73-73-75-289	53,103.00
2	Collin Morikawa	66-72-66-71-275	1,013,700.00	37	Jason Dufner	70-73-77-70-290	42,315.00
3	Scottie Scheffler	67-71-69-70-277	641,700.00		Christiaan Bezuidenhout	69-77-72-72-290	42,315.00
4	Branden Grace	68-72-67-71-278	455,700.00		Rafa Cabrera Bello	68-72-78-72-290	42,315.00
5	Patrick Reed	71-71-69-69-280	381,300.00		Brendan Steele	69-73-75-73-290	42,315.00
6	Jimmy Walker	74-69-74-65-282	313,875.00		Lucas Glover	72-70-72-76-290	42,315.00
	Shane Lowry	69-71-72-70-282	313,875.00	42	Doc Redman	75-71-74-71-291	33,015.00
	Max Homa	69-69-72-72-282	313,875.00		Nick Taylor	68-74-77-72-291	33,015.00
9	Aaron Wise	72-70-70-71-283	262,725.00		Mark Hubbard	73-72-72-74-291	33,015.00
	Si Woo Kim	73-70-68-72-283	262,725.00		Kyle Stanley	70-71-75-75-291	33,015.00
11	Rickie Fowler	69-70-75-70-284	225,525.00		Justin Thomas	69-72-75-75-291	33,015.00
	Xander Schauffele	68-70-74-72-284	225,525.00	47	Stewart Cink	70-74-77-71-292	26,009.00
13	Kevin Streelman	72-72-73-68-285	182,125.00		Harold Varner III	72-73-75-72-292	26,009.00
	Alex Noren	73-69-75-68-285	182,125.00		Viktor Hovland	72-70-76-74-292	26,009.00
	Bo Hoag	68-73-72-72-285	182,125.00	50	Brandon Hagy	76-70-77-70-293	21,994.50
16	Adam Scott	74-68-71-73-286	155,775.00		Sam Burns	71-71-75-76-293	23,343.00
	Carlos Ortiz	71-68-72-75-286	155,775.00		Troy Merritt	74-70-71-78-293	23,343.00
18	Talor Gooch	74-71-71-71-287	110,670.00	53	Martin Laird	74-72-74-74-294	21,994.50
	Bryson DeChambeau	71-72-73-71-287	110,670.00		Brendon Todd	72-72-74-76-294	21,994.50
	Rory McIlroy	72-72-71-72-287	110,670.00		Corey Connors	74-69-74-77-294	21,994.50
	Louis Oosthuizen	72-71-72-72-287	110,670.00		Charl Schwartzel	70-72-75-77-294	21,994.50
	Jordan Spieth	76-67-71-73-287	110,670.00	57	Charley Hoffman	72-71-80-72-295	21,111.00
	Antoine Rozner	72-72-69-74-287	110,670.00		Tyler Stratton	74-71-78-72-295	21,111.00
	Vaughn Taylor	69-72-71-75-287	110,670.00		Russell Knox	72-73-75-75-295	21,111.00
	Lucas Herbert	71-69-71-76-287	110,670.00		Marc Leishman	69-75-75-76-295	21,111.00
26	Cameron Tringale	70-76-73-69-288	67,890.00		C.T. Pan	74-70-74-77-295	21,111.00
	Xinjun Zhang	73-68-75-72-288	67,890.00	62	Hudson Swafford	72-73-78-73-296	20,460.00
	Danny Willett	75-71-69-73-288	67,890.00		Hideki Matsuyama	73-68-79-76-296	20,460.00
	Adam Long	67-77-71-73-288	67,890.00	64	Michael Thompson	70-73-73-81-297	20,181.00
	Chris Kirk	67-74-74-73-288	67,890.00	65	K.H. Lee	74-71-79-74-298	19,902.00
	Jim Herman	72-68-72-71-288	67,890.00		J.T. Poston	69-74-78-77-298	19,902.00
32	Sahith Theegala	69-76-73-71-289	53,103.00	67	Billy Horschel	76-70-82-73-301	19,623.00
	Tony Finau	72-68-76-73-289	53,103.00	68	Harry Higgs	76-69-76-84-305	19,437.00
	Sung Kang	70-72-74-73-289	53,103.00				

Did Not Qualify

Sungjae Im 70-77, Cameron Smith 73-74, James Hahn 73-74, Chase Johnson 72-75, Matt Wallace 71-76, K.J. Choi 74-73, Tyler McCumber 76-71, Matt Fitzpatrick 75-72, Lanto Griffin 76-71, Adam Hadwin 74-73, David Lingmerth 75-73, Russell Henley 73-75, Luke List 76-72, William McGirt 75-73, Matthew NeSmith 74-74, Camilo Villegas 73-75, Brian Gay 73-75, Dylan Frittelli 74-74, Gary Woodland 75-73, Denny McCarthy 75-73, Joaquin Niemann 74-75, Matt Jones 76-73, Patton Kizire 76-73, Takumi Kanaya 76-73, Emiliano Grillo 71-78, Charles Howell III 75-74, Victor Perez 74-76, Henrik Norlander 78-72, Keegan Bradley 78-72, Richy Werenski 73-78, Sebastian Munoz 76-75, Robert Streb 77-74, Doug Ghim 75-76, Peter Malnati 81-71, Wyndham Clark 74-78, Cam Davis 77-76, Tyler Duncan 78-75, Tom Hoge 78-75, Haotong Li 74-79, A-Joe Long 81-72, Sepp Straka 77-76, Mackenzie Hughes 77-77, Byeong Hun An 79-75, Danny Lee 80-75, Padraig Harrington 78-77, Patrick Rodgers 77-79, Jamie Lovemark 81-75, Jon Rahm 69-65-64-WD; J.B. Holmes 76-WD, Bubba Watson 77-WD, Cameron Champ 82-WD, Matt Kuchar WD.

2020 Memorial Tournament



Round 1

Tony Finau birdied seven of his last 10 holes to shoot a 6-under-par 66 and take a one-stroke lead over Ryan Palmer after one round of the latest Memorial ever. The Tournament was delayed nearly two months while the PGA Tour suspended play during the coronavirus pandemic.

It also was the Tour's second week in a row at Muirfield Village Golf Club, which hosted the rescheduled Workday Charity Open the previous week. It was the first time since 1957 that one course played host to different Tour events in consecutive weeks. Neither event permitted spectators on the course because of the pandemic.

With a midsummer wind swirling and greens running two feet faster than the previous week, only seven players broke 70, the fewest in a first or second round in eight years.

"I think on a golf course like this, in these conditions, it really forces you to think about every shot and stay in the present, and that's what I was able to do," Finau said.

Round 2

Finau stumbled at the start with two bogeys in his first three holes but played bogey-free from there to shoot 69 and share the lead with Palmer (68) at 9-under 135.

Palmer shot a second-round 81 and missed the cut he previous week at Muirfield Village, but after a quick trip home for a swing fix and new putter, he had only one bogey and 50 putts the first two rounds of the Memorial.

"I put in the work Monday, Tuesday, Wednesday, and (after that) it was a matter of putting it to the test," Palmer said. "That was probably the pressure I had the most was, 'Is it going to work, what I've been working on?'"

Jon Rahm, second in the world ranking behind Rory McIlroy, made six birdies in a 67 that moved him one stroke behind the co-leaders at 136.

Round 3

Consecutive birdies on Nos. 13-16 helped Rahm turn a four-stroke deficit into a four-shot lead, and he held that margin over Finau and Palmer after 54 holes. Rahm shot 68 to finish 12-under 204.

Finau was 12-under through 11 holes and led Palmer by two strokes and Rahm by four. But Finau double-bogeyed No.

12 after his tee shot sailed 15 yards over the green, and he doubled 17 after trying to escape an awkward lie in the rough. Palmer backed up, too, with bogeys at Nos. 16 and 18.

"This golf course can get you in a heartbeat," Finau said.

With the greens at Muirfield Village to be replaced after the Tournament, Tour officials skimped on water and let them get as close as possible to the edge of playability.

Rahm made birdie putts of 12, 5, 3 and 25 feet to cap what he said "could be one of the best rounds of golf I've played in my life" because of the difficulty of the course setup. He was one of only two golfers to break 70 in the round.

Round 4

Rahm built his lead to eight strokes with nine holes to play, watched it dwindle to three, then parred the last two holes to finish at 9-under 279 for a three-stroke victory over Palmer (74).

Rahm's 75 was the second-highest final-round score by a Memorial winner (Roger Maltbie closed with 76 in the 1976 inaugural). The field's scoring average of 75.959 was the second-highest for any round in Tournament history (75.972 in the 1978 final round).

"It's not like I was hitting bad shots," Rahm said. "It's just the margins (for) error are minimal on this golf course, the conditions we were playing, so I just had to stay faithful."

A double bogey at No. 11 and bogeys at 10 and 14 by Rahm helped Palmer make up five shots in five holes. But Rahm got up and down from off the green on his last four holes for what looked to be a four-stroke win. He was penalized two shots after the round, however, when officials ruled his ball moved slightly as he addressed his flop shot from the deep rough behind No. 16. He holed the shot – spectacularly so – but ended up with a bogey instead of birdie.

It didn't matter in the end, though, and Rahm, 25, ascended to No. 1 in the world ranking, making him the second Spaniard to do so; the first was his idol, Seve Ballesteros.

"One of the best performances of my life," Rahm said. "Yesterday was probably one of the best rounds of my life, and I finished today with some clutch up-and-downs. As a Spaniard, I'm kind of glad it happened that way."

Stats Leaders

Driving distance: Luke List (327.1)

Fairways hit: Xander Schauffele (41/56)

Greens in regulation: Xander Schauffele (52/72)

Scrambling: Matthew Fitzpatrick (19/26)

Putts per round: Tony Finau (26)

2020 Memorial Tournament

Dates: July 16-19

Purse: \$9,300,000

FedEx Cup points to winner: 500

Par: 36-36—72

Yardage: 7,392

Leaders

First round – Tony Finau 66; Ryan Palmer 67; Brendan Steele, Gary Woodland 68; Charles Howell III, Lucas Glover, Jon Rahm 69.

Second round – Palmer, Finau 135; Rahm 136; Woodland, Chez Reavie, Luke List 138; Jason Day 139.

Third round – Rahm 204; Palmer, Finau 208; Danny Willett 210; Day, Henrik Norlander 211.

Cut – 74 players from a starting field of 131 at 3-over-par 147.

Weather — Thursday: Mostly cloudy with light rain in the morning and a high temperature of 90. Winds SW 15-25 mph.
Friday: Mostly sunny with a high temperature of 90. Winds W 5-10 mph. **Saturday:** Mostly sunny with a high temperature of 93. Winds SW 6-12 mph. **Sunday:** Mostly sunny with intermittent rain and a high temperature of 96. Winds SW 15-25 mph with gusts to 30 mph. Play was suspended at 3:41 p.m. because of a dangerous weather situation and resumed at 4:30 p.m. (49-minute delay).

1	Jon Rahm	69-67-68-75-279	\$1,674,000.00	40	Ryan Moore	70-75-75-74-294	37,665.00
2	Ryan Palmer	67-68-73-74-282	1,013,700.00		Scott Harrington	74-69-76-75-294	37,665.00
3	Matthew Fitzpatrick	75-66-74-68-283	641,700.00		Tiger Woods	71-76-71-76-294	37,665.00
4	Matt Wallace	72-70-70-72-284	418,500.00		Marc Leishman	72-75-71-76-294	37,665.00
	Jason Day	73-66-72-73-284	418,500.00	44	Lanto Griffin	72-73-76-74-295	30,225.00
6	Mackenzie Hughes	74-66-73-72-285	325,500.00		C.T. Pan	72-74-75-74-295	30,225.00
	Henrik Norlander	74-66-71-74-285	325,500.00		Bud Cauley	75-71-73-76-295	30,225.00
8	Tony Finau	66-69-73-78-286	290,625.00		Jason Dufner	72-73-73-77-295	30,225.00
9	Kevin Na	74-69-71-73-287	272,025.00	48	Jim Furyk	72-68-79-77-296	23,839.00
10	Luke List	70-68-79-71-288	234,825.00		Collin Morikawa	76-70-73-77-296	23,839.00
	Patrick Reed	71-76-70-71-288	234,825.00		Charles Howell III	69-77-73-77-296	23,839.00
	Xinjun Zhang	72-73-70-73-288	234,825.00		Sebastián Muñoz	75-70-72-79-296	23,839.00
13	Xander Schauffele	78-69-72-70-289	171,585.00		Viktor Hovland	74-66-77-79-296	23,839.00
	Harris English	70-73-74-72-289	171,585.00		Carlos Ortiz	74-72-70-80-296	23,839.00
	Billy Horschel	76-71-70-72-289	171,585.00	54	Kevin Streelman	75-71-78-73-297	21,762.00
	Jordan Spieth	70-70-74-75-289	171,585.00		Phil Mickelson	72-74-73-78-297	21,762.00
	Brendan Steele	68-75-71-75-289	171,585.00		Louis Oosthuizen	72-73-73-79-297	21,762.00
18	Steve Stricker	73-67-77-73-290	127,875.00		Adam Hadwin	76-70-70-81-297	21,762.00
	Justin Thomas	74-67-75-74-290	127,875.00	58	Denny McCarthy	75-71-76-76-298	21,111.00
	Si Woo Kim	73-73-70-74-290	127,875.00		Zach Johnson	76-70-75-77-298	21,111.00
	Patrick Rodgers	70-72-71-77-290	127,875.00		Abraham Ancer	72-75-72-79-298	21,111.00
22	Christiaan Bezuidenhout	72-69-78-72-291	78,120.00	61	Sepp Straka	73-72-79-75-299	20,739.00
	Corey Connors	73-74-72-72-291	78,120.00	62	Jimmy Walker	70-72-81-77-300	20,088.00
	Erik van Rooyen	76-69-73-73-291	78,120.00		Vijay Singh	71-74-78-77-300	20,088.00
	Keith Mitchell	74-71-73-73-291	78,120.00		Scott Piercy	72-73-77-78-300	20,088.00
	Dylan Frittelli	73-68-74-76-291	78,120.00		Bo Hoag	75-67-79-79-300	20,088.00
	Matthew Wolff	77-68-70-76-291	78,120.00		Stewart Cink	73-74-74-79-300	20,088.00
	Gary Woodland	68-70-76-77-291	78,120.00		Brooks Koepka	72-75-73-80-300	20,088.00
	Brendon Todd	75-72-68-76-291	78,120.00	68	Keegan Bradley	73-73-77-78-301	19,158.00
	Scottie Scheffler	71-73-70-77-291	78,120.00		Cameron Smith	74-72-76-79-301	19,158.00
	Chez Reavie	71-67-74-79-291	78,120.00		William McGirt	76-69-73-83-301	19,158.00
32	Matt Kuchar	76-67-76-73-292	51,925.00		Tyler Duncan	75-71-71-84-301	19,158.00
	Sergio Garcia	72-73-73-74-292	51,925.00	72	Mark Hubbard	70-76-76-80-302	18,693.00
	Bubba Watson	78-68-70-76-292	51,925.00	73	Sung Kang	74-72-78-80-304	18,507.00
	Rory McIlroy	70-72-72-78-292	51,925.00	74	Joel Dahmen	75-72-78-81-306	18,321.00
	Patrick Cantlay	70-70-73-79-292	51,925.00				
	Danny Willett	74-66-70-82-292	51,925.00				
38	Carl Pettersson	72-72-79-70-293	43,245.00				
	Lucas Glover	69-72-74-78-293	43,245.00				

Did Not Qualify

Sungjae Im 78-70, Paul Casey 71-77, Shane Lowry 73-75, Adam Long 73-75, Daniel Berger 73-75, Talor Gooch 78-70, Max Homa 70-78, Kevin Kisner 74-74, Joaquin Niemann 73-75, Rory Sabbatini 73-76, Rafa Cabrera Bello 74-75, Harold Varner III 77-72, Ernie Els 72-77, Rickie Fowler 81-68, Justin Rose 73-76, Nick Taylor 74-75, Brian Harman 74-75, Charl Schwartzel 75-74, Tom Hoge 76-73, Branden Grace 74-75, Ian Poulter 76-73, Bryson DeChambeau 73-76, Brian Stuard 75-75, Webb Simpson 76-74, Peter Kuest 77-73, Alex Noren 73-77, J.T. Poston 76-74, Jim Herman 73-77, Vaughn Taylor 76-74, Wyndham Clark 72-79, Bernd Wiesberger 75-76, Haotong Li 74-77, Doc Redman 76-76, Cameron Champ 75-77, Troy Merritt 75-77, Harry Higgs 74-78, Jason Scrivener 74-78, Matthew NeSmith 74-79, Byeong Hun An 71-82, Matthias Schwab 74-79, Emiliano Grillo 79-75, Zac Blair 76-78, Andrew Landry 79-75, Hideki Matsuyama 75-79, Victor Perez 77-78, Graeme McDowell 79-76, Andrew Putnam 76-80, Kevin Tway 78-79, Jazz Janewattananond 79-78, Maverick McNealy 81-77, A- Andy Ogletree 77-81, K.J. Choi 79-81, Dustin Johnson 80-80, David Lingmerth 82-82, Jason Kokrak 79-WD, Danny Lee 80-WD, Nate Lashley WD.

2019 Memorial Tournament



Round 1

Ryan Moore shot 7-under-par 65, his best score in 49 rounds at the Memorial, to take a one-stroke lead over Jordan Spieth.

Moore started fast with four consecutive birdies, at Nos. 4-7, and finished without a bogey on his card. Spieth had five birdies, an eagle at No. 5 and a bogey.

Five of the top seven on the leaderboard, including Moore and Spieth, teed off in the morning, when the weather was cool and damp and the greens soft from rain earlier in the week. Winds increased in the afternoon.

"The last couple of days, it's been so windy and we've all been practicing in it. So you go from something like that to a morning like this (where it's calm) . . . we had great conditions," Moore said.

Five players shot 67, including Bud Cauley, who was seriously injured in an automobile accident in Dublin the night after he missed the cut in the 2018 Memorial. He missed the rest of the season.

Round 2

Six players had at least a share of the lead at some point and three finished that way at 9-under 135 – Troy Merritt (66), Kyoung-Hoon Lee (67) and two-time major champion Martin Kaymer (68), making his first appearance in the Memorial in 10 years.

It was the first time in 15 years that three players shared the second-round lead. Spieth (70) remained a stroke off the lead at 136.

"Right now I'd say the teeth (of the course) is really driving the ball," said Rickie Fowler (68), who was among five players at 137. "The rough is probably as thick as I've ever seen it here. Soft greens; they're not as fast as they can be. So you've got to hit the ball in the fairway."

Justin Rose, the 2010 Memorial winner, shot 63 to move three strokes off the lead.

Round 3

Wielding a hot putter for the second consecutive day, Kaymer shot 66 to finish 15-under 201 and take a two-stroke lead over Adam Scott (66). It was Kaymer's first lead after 54 holes since he won the U.S. Open in 2014.

Kaymer missed only one putt inside 15 feet in the second and third rounds and was plus-9 on the field in strokes gained on the greens. He was bogey-free in the third round and had

only one bogey in his previous 46 holes when it ended.

"I like the speed of the greens," he said. "Once you see the ball going in, the hole seems bigger."

Spieth (69), Patrick Cantlay (68) and 2014 Memorial winner Hideki Matsuyama (64) were tied for third at 205. Matsuyama had eight birdies for the second day in a row.

Round 4

Cantlay (64) had eight birdies and no bogeys on a breezy afternoon and closed with the lowest final round by a Memorial winner to finish 19-under 269, one stroke shy of the Tournament record for 72 holes. In the process, he leapfrogged Scott (68-271) and Kaymer (72-273), who came in second and third, respectively.

"I knew I had a little bit of a mountain to climb to start the day," Cantlay said. "I knew I needed to come out firing and make a bunch of birdies, and I did."

Cantlay began the final round four strokes behind Kaymer and two back of Scott, but birdies on six of his first 11 holes brought him even with Kaymer after the German bogeyed No. 9 from the rough. Two more bogeys, at 12 and 13, and a par at the par-5 15th, sealed Kaymer's fate.

"I made a couple of bogeys and no birdies. The other guys, they made birdies," he said. "It was a very vital time. I knew you can't really make any mistakes coming down the stretch."

After falling three strokes behind Cantlay with five holes to play, Scott birdied Nos. 14, 15 and 16 but cut only one stroke from Cantlay's lead as the 27-year-old Californian birdied 14 and 15 and parred in. Scott also had birdie putts at 17 and 18 but missed both.

"I really played good golf this week," Scott said. "It just wasn't good enough."

Cantlay's win, his second on the Tour, came a year after he squandered a final-round lead in the Memorial with three bogeys in his last seven holes. He finished one stroke out of the three-man playoff won by Bryson DeChambeau.

"Definitely, coming back, I was looking for a little redemption," he said. "Not to mention I've been playing really well, so it feels like a win has been coming. I've been knocking on the door a lot."

"That's what you need to do. You always have to put yourself in contention. And you start winning a couple, and you figure out how to do it."

Cantlay's first win on the Tour came in November 2017 at the Shriners Hospitals for Children Open in Las Vegas.

Stats Leaders

Driving distance: Norman Xiong (303)

Fairways hit: Ryan Armour (51/56)

Greens in regulation: Peter Malnati (55/72)

Scrambling: Jordan Spieth (24/30)

Putts per round: Andrew Putnam (25)

2019 Memorial Tournament

Dates: May 30-June 2

Purse: \$9,100,000

FedEx Cup points to winner: 500

Par: 36-36—72

Yardage: 7,392

Leaders

First round – Ryan Moore 65; Jordan Spieth 66; Anirban Lahiri, Marc Leishman, Martin Kaymer, Vaughn Taylor, Bud Cauley 67.

Second round – Kaymer, Troy Merritt, K.H. Lee 135; Spieth 136; Cauley, Patrick Cantlay, Emiliano Grillo, Adam Scott, Rickie Fowler 137.

Third round – Kaymer 201; Scott 203; Cantlay, Spieth, Hideki Matsuyama 205; Leishman, Cauley, Lee 207.

Cut – 73 players from a starting field of 120 at 1-over-par 145 or better.

Weather – Thursday: Partly cloudy with scattered showers and a high temperature of 72. Winds SW 10-20 mph. **Friday:** Partly cloudy with a high temperature of 79. Winds NW 5-10 mph. **Saturday:** Partly cloudy with a high temperature of 82. Winds SW 10-18 mph. **Sunday:** Partly cloudy with a high temperature of 70. Winds NW 12-22 mph.

1	Patrick Cantlay	68-69-68-64-269	\$1,638,000.00		Henrik Stenson	70-70-75-71-286	41,860.00
2	Adam Scott	71-66-66-68-271	982,800.00		Kyoung-Hoon Lee	68-67-72-79-286	41,860.00
3	Martin Kaymer	67-68-66-72-273	618,800.00	41	Brendan Steele	71-73-75-68-287	31,850.00
4	Kevin Streelman	72-68-69-66-275	436,800.00		Rafa Cabrera Bello	72-71-74-70-287	31,850.00
5	Marc Leishman	67-71-69-69-276	364,000.00		David Lingmerth	71-74-71-71-287	31,850.00
6	Hideki Matsuyama	71-70-64-72-277	327,600.00		Si Woo Kim	69-70-76-72-287	31,850.00
7	Jason Dufner	72-69-68-69-278	293,475.00		Kevin Kisner	75-67-73-72-287	31,850.00
	Jordan Spieth	66-70-69-73-278	293,475.00		Alex Noren	73-70-69-75-287	31,850.00
9	Tiger Woods	70-72-70-67-279	236,600.00		Matt Jones	75-67-69-76-287	31,850.00
	Billy Horschel	71-70-70-68-279	236,600.00	48	David Lipsky	70-70-76-72-288	23,478.00
	Emiliano Grillo	69-68-71-71-279	236,600.00		Scott Stallings	69-74-73-72-288	23,478.00
	Bud Cauley	67-70-70-72-279	236,600.00		Keith Mitchell	73-69-70-76-288	23,478.00
13	Justin Rose	75-63-71-71-280	191,100.00		Vaughn Taylor	67-72-72-77-288	23,478.00
14	Michael Thompson	71-71-71-68-281	163,800.00	52	Anirban Lahiri	67-76-75-71-289	21,221.20
	Xander Schauffele	69-70-72-70-281	163,800.00		Adam Hadwin	72-73-73-71-289	21,221.20
	Rickie Fowler	69-68-72-72-281	163,800.00		J.T. Poston	72-73-71-73-289	21,221.20
17	Byeong Hun An	72-72-70-68-282	127,400.00		Gary Woodland	69-71-74-75-289	21,221.20
	Peter Malnati	72-72-69-69-282	127,400.00		Lucas Glover	72-72-69-76-289	21,221.20
	Kiradech Aphibarnrat	70-71-71-70-282	127,400.00	57	Sungjae Im	72-70-75-73-290	20,202.00
	Andrew Putnam	68-70-74-70-282	127,400.00		Pat Perez	75-70-71-74-290	20,202.00
	Troy Merritt	69-66-74-73-282	127,400.00		Sam Ryder	69-71-74-76-290	20,202.00
22	Bryson DeChambeau	74-70-73-66-283	87,360.00		Louis Oosthuizen	73-70-71-76-290	20,202.00
	Ryan Armour	71-71-71-70-283	87,360.00		Luke Donald	72-73-65-80-290	20,202.00
	Steve Stricker	69-76-67-71-283	87,360.00	62	Joost Luiten	73-71-74-73-291	19,474.00
	Nick Watney	74-68-69-72-283	87,360.00		Jason Kokrak	71-73-72-75-291	19,474.00
	Aaron Baddeley	72-70-68-73-283	87,360.00		Shubhankar Sharma	73-71-69-78-291	19,474.00
27	Austin Cook	71-67-76-70-284	63,245.00	65	Abraham Ancer	72-71-75-74-292	18,928.00
	Rory Sabbatini	73-71-70-70-284	63,245.00		Adam Schenk	71-74-72-75-292	18,928.00
	Russell Knox	68-73-72-71-284	63,245.00		Corey Connors	72-69-74-77-292	18,928.00
	Brian Harman	71-69-71-73-284	63,245.00	68	Norman Xiong	72-73-76-72-293	18,382.00
	Danny Willett	69-69-72-74-284	63,245.00		Joel Dahmen	72-70-77-74-293	18,382.00
	Joaquin Niemann	72-71-68-73-284	63,245.00		Matthew Fitzpatrick	73-71-74-75-293	18,382.00
33	Jim Furyk	72-69-75-69-285	50,277.50	71	Boo Weekley	74-71-79-73-297	17,927.00
	Ryan Moore	65-75-75-70-285	50,277.50		K.J. Choi	76-67-77-77-297	17,927.00
	Tyrrell Hatton	71-72-72-70-285	50,277.50	73	Ted Potter, Jr.	70-73-77-80-300	17,654.00
	Brian Stuard	78-65-71-71-285	50,277.50				
37	Max Homa	70-72-74-70-286	41,860.00				
	Haotong Li	69-72-74-71-286	41,860.00				

Did Not Qualify

Whee Kim 79-67, Kyle Stanley 74-72, Aaron Wise 74-72, Justin Suh 74-72, Charley Hoffman 73-73, J.J. Spaun 71-75, Brice Garnett 74-72, Rory McIlroy 75-71, Michael Kim 71-75, Jhonattan Vegas 72-74, Scott Brown 75-72, Branden Grace 75-72, Matt Kuchar 73-74, A-Jovan Rebula 78-69, Ryan Fox 75-72, J.B. Holmes 76-71, Bronson Burgoon 73-74, Brian Gay 72-76, Bill Haas 76-72, Keegan Bradley 74-74, Carlos Ortiz 75-73, Danny Lee 77-71, Chesson Hadley 73-75, Peter Uihlein 77-71, Beau Hossler 82-67, Cameron Champ 72-77, Jason Day 75-74, Phil Mickelson 70-79, Patton Kizzire 75-74, Harold Varner III 74-75, Robert Streb 76-73, Alvaro Ortiz 74-75, Kelly Kraft 73-77, Charles Howell III 72-78, Andrew Landry 78-73, Tony Finau 77-74, Cameron Smith 77-74, Justin Thomas 71-80, Matt Every 79-72, Talor Gooch 76-76, A-Will Grimmer 75-77, Luke List 77-76, Sung Kang 77-76, Adam Long 76-77, Martin Trainer 75-83, Ernie Els 78-WD, Sam Burns 81-WD.

2018 Memorial Tournament



Round 1

Hideki Matsuyama, the 2014 winner, played his last six holes 6 under par to finish 7-under 65 and share the lead with two players making their Memorial debuts, Abraham Ancer and Joaquin Niemann.

Niemann, 19, a PGA Tour rookie from Chile, was the youngest first-round leader in Tournament history. The top-ranked amateur in the world in 2017 was coming off a tie for eighth place the previous week in the Fort Worth Invitational.

After Muirfield Village Golf Club absorbed nearly an inch of rain from Wednesday afternoon through Thursday morning, the greens were receptive for many; especially the morning draw, which shot nearly a stroke and a half lower than the afternoon half.

Winds helped dry the course as the day proceeded and made Matsuyama's closing run all the more impressive. He had four consecutive birdies on Nos. 13-16 before holing out for eagle at No. 17 with a gap wedge from 130 yards.

Round 2

Niemann took another step toward becoming the youngest PGA Tour winner since Ralph Guldahl in 1931. He shot 68 to retain a share of the lead at 11-under 133 with Kyle Stanley (66).

Stanley, who started the round two shots off the lead, played his first nine holes in 32 and led for most of the day before Niemann tied him with a birdie at No. 18.

Niemann had birdies on three of his final five holes, giving him a Tournament-best 15 birdies through two rounds.

Soft conditions and a lack of wind enabled 79 players to break par, equaling the Tournament record set in the first round in 2016. The field scoring average of 70.458 was the lowest for a first or second round in Tournament history.

Round 3

A rollercoaster day during which six golfers held at least a share of the lead ended with Bryson DeChambeau holding it alone after a bogey-free round highlighted by four birdies on his last six holes.

"I would say I'm putting the best I have in my life," he said.

DeChambeau shot 66 for 14-under 202 to finish one stroke ahead of Niemann (70), Stanley (70) and Patrick Cantlay (66), who had a hole in one at No. 8.

All four had at least a share of the lead during the round, as did former 2010 Memorial winner Justin Rose (68-206) and five-time champion Tiger Woods (69-207).

Round 4/Playoff

DeChambeau, 24, cost himself a victory in regulation with a three-putt bogey from 50 feet on No. 18. But he survived a three-man playoff when he made an 11-foot, 10-inch birdie putt on the same hole, the second of sudden death.

DeChambeau (71), Stanley (70) and Byeong Hun An (69) finished 72 holes 15-under 273 to comprise the first playoff in Tournament history with more than two players. Cantlay (73-274), who led early after birdies on four of his first eight holes, bogeyed three of his last seven to miss making it a foursome.

An started the round three strokes off the lead and bogeyed two of his first four holes. But he played the last 14 bogey-free, with five birdies, to hang close to the front-runners.

Stanley had four consecutive birdies on Nos. 14-17 to tie DeChambeau for the lead at 16-under. But his drive along the right side of the dogleg at 18 caught a tree branch, ricocheted into the left rough and led to a bogey.

After DeChambeau's bogey gave Stanley and An a second chance, Stanley bogeyed No. 18 again on the first playoff hole to eliminate himself.

Playing No. 18 a third time, An flew the green with his approach but wedged out of the rough to within 2 1/2 feet of the hole. Before he could try to save his par, though, DeChambeau drained his birdie putt for the win.

DeChambeau hit only five fairways and 12 greens in regulation but scrambled to save par on five of the six greens he missed. He led the field in scrambling for the Tournament, and credited his father for his perseverance.

"He's had dozens of surgeries . . . diabetes, seven eye surgeries, back fusion, triple-bypass with his heart. It's insane what he's gone through," DeChambeau said.

"He's always told me, just keep grinding it out. One little saying we have always had is, 'Just keep swimming.' It's from (the movie) 'Nemo.' It's the dumbest little thing, but it's true. I mean, honestly, you've just got to keep going. When the times get tough, just keep going."

Stats Leaders

Driving distance: Dustin Johnson (315.4)

Fairways hit: Ryan Moore (50/56)

Greens in regulation: Byeong Hun An (60/72)

Scrambling: Bryson DeChambeau (16/20)

Putts per round: J.B. Holmes (26)

2018 Memorial Tournament

Dates: May 31-June 3

Purse: \$8,900,000

FedEx Cup points to winner: 500

Par: 36-36—72

Yardage: 7,392

Leaders

First round – Abraham Ancer, Joaquin Niemann, Hideki Matsuyama 65; Beau Hossler 66.

Second round – Niemann, Kyle Stanley 133; Byeong Hun An 135.

Third round – Bryson DeChambeau 202; Niemann, Stanley, Patrick Cantlay 203; An 204; Justin Rose 206.

Cut – 81 players from a starting field of 120 at par 144 or better.

Weather – Thursday: Partly cloudy with temperatures in the high 80s. Winds 15 mph gusting to 20 mph. **Friday:** Cloudy with temperatures reaching the low 80s. Thunderstorms suspended play from 4:17 p.m. to 5:45 p.m., a delay of 1 hour, 28 minutes. **Saturday:** Mostly cloudy with temperatures in the high 70s. Winds 10-15 mph. **Sunday:** Cloudy with temperatures reaching 81 degrees. Winds 10-15 mph gusting to 25 mph.

1	Bryson DeChambeau	69-67-66-71-273	\$1,602,000.00		Jhonattan Vegas	75-67-68-73-283	35,600.00
	(won playoff with birdie on second extra hole)				Chesson Hadley	73-70-71-69-283	35,600.00
2	Byeong Hun An	68-67-69-69-273	783,200.00		Zach Johnson	75-69-72-67-283	35,600.00
	Kyle Stanley	67-66-70-70-273	783,200.00	44	Brian Gay	69-71-71-73-284	25,721.00
4	Patrick Cantlay	68-69-66-71-274	427,200.00		Jason Day	68-68-74-74-284	25,721.00
5	Peter Uihlein	69-70-70-66-275	356,000.00		Beau Hossler	66-71-74-73-284	25,721.00
6	Joaquin Niemann	65-68-70-73-276	309,275.00		Russell Knox	74-69-69-72-284	25,721.00
	Justin Rose	71-66-69-70-276	309,275.00		Rory Sabbatini	73-66-73-72-284	25,721.00
8	Dustin Johnson	72-66-72-67-277	240,300.00		John Huh	75-69-69-71-284	25,721.00
	Justin Thomas	72-69-68-68-277	240,300.00		Kevin Streelman	74-68-72-70-284	25,721.00
	Patrick Rodgers	68-73-68-68-277	240,300.00		Bubba Watson	71-67-77-69-284	25,721.00
	Rickie Fowler	72-69-68-68-277	240,300.00	52	Branden Grace	69-71-70-75-285	20,754.80
	Rory McIlroy	74-70-64-69-277	240,300.00		Chris Kirk	75-69-66-75-285	20,754.80
13	Matt Kuchar	71-68-72-67-278	139,018.00		Lucas Glover	67-74-72-72-285	20,754.80
	Tony Finau	71-68-72-67-278	139,018.00		Wesley Bryan	68-68-72-77-285	20,754.80
	Phil Mickelson	74-66-70-68-278	139,018.00		Shane Lowry	73-69-73-70-285	20,754.80
	Henrik Stenson	71-66-72-69-278	139,018.00	57	Bill Haas	70-69-72-75-286	19,758.00
	Louis Oosthuizen	70-69-74-65-278	139,018.00		Nick Watney	71-69-70-76-286	19,758.00
	Tom Hoge	71-67-70-70-278	139,018.00		Abraham Ancer	65-75-73-73-286	19,758.00
	Ryan Moore	71-69-68-70-278	139,018.00		Ted Potter, Jr.	72-70-73-71-286	19,758.00
	Kiradech Aphibarnrat	71-68-69-70-278	139,018.00		Sung Kang	74-67-74-71-286	19,758.00
	Hideki Matsuyama	65-71-71-71-278	139,018.00	62	Marc Leishman	74-70-67-76-287	19,046.00
	J.B. Holmes	70-66-71-71-278	139,018.00		Brice Garnett	74-68-73-72-287	19,046.00
23	Ryan Armour	68-70-72-69-279	76,985.00		Andrew Dorn	69-74-73-71-287	19,046.00
	Martin Laird	72-66-72-69-279	76,985.00	65	Andrew Landry	71-73-68-76-288	18,423.00
	Gary Woodland	69-68-75-67-279	76,985.00		Charles Howell III	73-70-71-74-288	18,423.00
	Emiliano Grillo	72-69-68-70-279	76,985.00		Ollie Schniederjans	73-69-73-73-288	18,423.00
	Keegan Bradley	68-70-70-71-279	76,985.00		Kevin Tway	75-67-74-72-288	18,423.00
	Tiger Woods	72-67-68-72-279	76,985.00	69	Vijay Singh	75-66-73-75-289	17,978.00
29	Russell Henley	71-73-68-68-280	56,589.17	70	Yusaku Miyazato	73-71-70-76-290	17,622.00
	Patrick Reed	71-68-73-68-280	56,589.17		Brian Stuard	72-70-72-76-290	17,622.00
	Si Woo Kim	71-67-70-72-280	56,589.17		Pat Perez	72-70-74-74-290	17,622.00
	Julian Suri	71-67-70-72-280	56,589.17	73	Grayson Murray	67-72-74-81-294	17,266.00
	David Lingmerth	69-73-66-72-280	56,589.16	74	Yuta Ikeda (MDF*)	76-68-73	217
	Whee Kim	73-67-67-73-280	56,589.16		Adam Hadwin (MDF)	74-70-73	217
35	Kelly Kraft	73-68-70-70-281	46,947.50		Kevin Kisner (MDF)	70-74-73	217
	Adam Scott	72-66-70-73-281	46,947.50		Patton Kizzire (MDF)	72-72-73	217
37	Luke List	71-67-73-71-282	41,830.00		John Senden (MDF)	73-69-75	217
	Anirban Lahiri	71-69-69-73-282	41,830.00	79	Rod Pampling (MDF)	73-70-75	218
	Jamie Lovemark	67-73-73-69-282	41,830.00	80	Robert Streb (MDF)	71-72-80	223
40	Alex Cejka	69-70-72-72-283	35,600.00	81	Sam Burns (MDF)	73-71-81	225

(*MDF - Made 36-hole cut, missed 54-hole cut.)

Did Not Qualify

James Hahn 78-67, Martin Piller 76-69, Mackenzie Hughes 72-73, Kenny Perry 73-72, Scott Brown 72-74, Xander Schauffele 75-71, Charl Schwartzel 77-69, Kevin Chappell 76-70, Aaron Wise 75-71, Billy Horschel 70-76, William McGirt 74-72, Cameron Davis 72-74, Jordan Spieth 75-72, Satoshi Kodaira 74-73, Cameron Smith 75-72, Sean O'Hair 75-72, Charley Hoffman 74-73, Jim Furyk 76-71, Doc Redman 77-70, Jonas Blixt 71-77, Shubhankar Sharma 76-72, J.J. Spaun 77-71, Stewart Cink 75-73, Austin Cook 76-72, Jason Dufner 75-73, Will Zalatoris 75-73, Brandon Harkins 79-70, Ernie Els 75-74, Daniel Summerhays 75-76, Kevin Na 78-73, Carl Pettersson 75-77, Bud Cauley 77-76, A-Harry Ellis 73-80, Trey Mullinax 77-76, K.J. Choi 80-74, Danny Lee 83-73, Sang-moon Bae 79-77, Jason Kokrak 76-82, Keith Mitchell 82-77.

2017 Memorial Tournament



Round 1

Jason Dufner and David Lingmerth, the 2015 Memorial champion, each shot 7-under-par 65 and shared a one-stroke lead.

Lingmerth had eight birdies and an eagle in a morning round and Dufner six birdies and an eagle in the afternoon, when the wind gave him more of a challenge than it had Lingmerth earlier. Nevertheless, Dufner hit the first 17 greens in regulation before missing the 18th and taking his only bogey of the round.

"That's a tough pin for me," he said, "so I'm glad it's out of the way."

Despite the front-runners going low, only 34 players broke par and the scoring average of 73.329 was the highest in a round in four years. The afternoon half of the field averaged more than half a stroke higher than the morning half.

Round 2

Dufner holed out for eagle on No.18, his second eagle in as many days, and shot another 65 for a 14-under-par 130 and a five-stroke lead at the halfway mark of the Tournament.

The 130 was the lowest 36-hole score in Tournament history, one stroke better than the previous record set by Scott Hoch in 1987 and matched by Rickie Fowler in 2010. The 17-stroke difference between Dufner's score and the cut line of 147 also was a Tournament record.

Dufner made 30 of 32 putts from 10 feet or less in the first two rounds, continuing a season-long surge in his putting that he credited to a calming breathing technique he adopted at the start of the season after reading how U.S. Marine Corps snipers focus on their breathing to steady their nerves.

"Slowing my heartbeat down, that's the obvious goal," he said. "I think the one thing that also helps is it gives me something to think about other than my stroke or holing this putt or the situation I'm in. Subconsciously, I'm just putting, but I'm more focused on my breathing and where I'm at with that."

Round 3

Dufner parred his first hole but bogeyed four in a row after that on his way to a 77 that left him at 9-under 207 and four shots behind leader Daniel Summerhays, whose 68 was his third consecutive round in the 60s. Matt Kuchar, the 2013 champion, was a stroke better than Dufner after a 67.

"Today was pretty pathetic on all accounts," Dufner said. Nevertheless, he added, "I'm in good position. Not as good as I'd like to be, but I still have a chance to win the Tournament."

Summerhays, in position to become the fourth player in as many years to make the Memorial his first PGA Tour win, played almost flawlessly while his partner, Dufner, struggled.

"That's Muirfield Village," Summerhays said. "A train wreck can happen at any moment."

Round 4

With a double bogey at No.3 and a bogey at 4, Summerhays' lead evaporated more quickly than Dufner's had the day before and opened the way for a free-for-all that Dufner won.

The Cleveland native – the only Ohioan other than Jack Nicklaus to win the Memorial – shot 68 to finish at 13-under 275, three strokes better than Anirban Lahiri (65) and Rickie Fowler (70). Fowler, Summerhays (78) and Bubba Watson (73) also had the lead to themselves at some point during the round.

Leading by three strokes after a birdie at No.17, Dufner hit his final tee shot in the rough after trying and failing to wait out the air horn announcing the day's second weather suspension. After a delay of more than an hour, he returned and left his second shot in the rough as well.

But after Fowler also missed the green with his approach, Dufner's wedge shot landed 32 1/2 feet from the pin and he drained his par-saving putt.

Dufner, 40, said later he put himself in the right frame of mind to rebound in the final round by hitting balls on the range after his 77 in the third round.

"That's a huge quality that you have to kind of learn as a golfer, to put things behind you, because you're not always having the successes you want. You're not always playing how you want. But how can you move on from it?" he said.

"Yesterday was important for me to not leave the golf course mad. So I went to the range. I hit balls for about 25, 30 minutes. I wasn't really working on anything in particular, just hitting balls. I needed to blow some steam off. I went and putted little bit. And after I let that moment go, then I can go on from it."

Stats Leaders

Driving distance: Brooks Koepka (319.1)

Fairways hit: Rickie Fowler (45/56)

Greens in regulation: Jason Dufner (54/72)

Scrambling: Charley Hoffman (26/33)

Putts per round: Kyle Stanley, Greg Chalmers (25.5)

2017 Memorial Tournament

Dates: June 1-4

Purse: \$8,700,000

FedEx Cup points to winner: 500

Par: 36-36—72

Yardage: 7,392

Leaders

First round – Jason Dufner, David Lingmerth 65; Jordan Spieth, Daniel Summerhays 66; Lucas Glover, Justin Thomas 67.

Second round – Dufner 130; Summerhays 135; Rickie Fowler 136; Spieth, Thomas, Jamie Lovemark 138.

Third round – Summerhays 203; Matt Kuchar 206; Dufner, Thomas, Bubba Watson 207.

Cut – 77 players from a starting field of 120 at 3-over-par 147 or better.

Weather – Thursday: Mostly sunny with temperatures in the mid-70s. Breezier in the afternoon with 12-16 mph winds gusting to 23 mph. **Friday-Saturday:** Sunny and calm with temperatures reaching the low to mid-80s. **Sunday:** Partly cloudy with temperatures in the mid-80s and winds 15-25 mph. Thunderstorms suspended play from 4:18-5:35 p.m. (1 hour, 17 minutes) and from 6:48-8:06 p.m. (1 hour, 18 minutes). The round was completed at 8:33 p.m. with temperatures having fallen to the high 60s.

1	Jason Dufner	65-65-77-68-275	\$1,566,000.00	40	Zach Johnson	76-71-70-72-289	33,930.00
2	Anirban Lahiri	74-70-69-65-278	765,600.00		Tony Finau	74-73-68-74-289	33,930.00
	Rickie Fowler	70-66-72-70-278	765,600.00		C.T. Pan	76-68-70-75-289	33,930.00
4	Justin Thomas	67-71-69-72-279	382,800.00		Emiliano Grillo	71-68-73-77-289	33,930.00
	Matt Kuchar	69-70-67-73-279	382,800.00		Steve Stricker	74-68-69-78-289	33,930.00
6	Kyle Stanley	74-67-71-68-280	281,662.50	45	Hideki Matsuyama	70-74-76-70-290	26,187.00
	James Hahn	74-72-65-69-280	281,662.50		Mackenzie Hughes	76-70-70-74-290	26,187.00
	Kevin Kisner	70-69-70-71-280	281,662.50		Charley Hoffman	72-71-72-75-290	26,187.00
	Bubba Watson	71-68-68-73-280	281,662.50		Lucas Glover	67-73-72-78-290	26,187.00
10	Graham DeLaet	73-67-73-68-281	217,500.00	49	Danny Lee	73-71-75-72-291	21,982.00
	Jamie Lovemark	69-69-70-73-281	217,500.00		Gary Woodland	72-73-72-74-291	21,982.00
	Daniel Summerhays	66-69-68-78-281	217,500.00		Nick Taylor	69-76-71-75-291	21,982.00
13	Jordan Spieth	66-72-71-73-282	174,000.00	52	Sean O'Hair	73-74-74-71-292	20,288.40
	Kevin Streelman	73-69-67-73-282	174,000.00		Kevin Chappell	76-69-71-76-292	20,288.40
15	Jason Day	75-71-67-70-283	143,550.00		Brian Stuard	70-74-71-77-292	20,288.40
	Marc Leishman	70-70-72-71-283	143,550.00		Martin Laird	71-68-75-78-292	20,288.40
	David Lingmerth	65-74-71-73-283	143,550.00		Greg Chalmers	75-68-77-72-292	20,288.40
	Shane Lowry	72-68-70-73-283	143,550.00	57	Rod Pampling	72-73-78-70-293	19,227.00
19	Harold Varner III	73-71-70-70-284	113,100.00		Patrick Reed	76-71-75-71-293	19,227.00
	Pat Perez	70-72-69-73-284	113,100.00		Alex Cejka	74-73-75-71-293	19,227.00
	Jim Herman	70-74-67-73-284	113,100.00		D.A. Points	71-76-73-73-293	19,227.00
22	Ricky Barnes	70-77-69-69-285	90,480.00		Brendan Steele	72-73-72-76-293	19,227.00
	Phil Mickelson	70-70-72-73-285	90,480.00		Sam Saunders	68-74-71-80-293	19,227.00
	Ross Fisher	73-69-70-73-285	90,480.00	63	Camilo Villegas	74-68-75-77-294	18,531.00
25	Brett Coletta	72-69-72-73-286	66,410.00		Zac Blair	75-72-71-76-294	18,531.00
	Bill Haas	73-69-71-73-286	66,410.00	65	Russell Knox	71-70-78-76-295	18,183.00
	Peter Uihlein	76-69-68-73-286	66,410.00		Cameron Smith	74-71-73-77-295	18,183.00
	Stewart Cink	72-73-68-73-286	66,410.00	67	K.J. Choi	78-69-75-74-296	17,661.00
	Bud Cauley	75-67-70-74-286	66,410.00		Patrick Rodgers	70-77-72-77-296	17,661.00
	Byeong Hun An	68-72-71-75-286	66,410.00		Webb Simpson	73-72-74-77-296	17,661.00
31	Padraig Harrington	71-71-72-73-287	52,743.75		William McGirt	71-72-70-83-296	17,661.00
	Jonas Blixt	75-69-70-73-287	52,743.75	71	Ollie Schniederjans	74-73-73-77-297	17,139.00
	Brooks Koepka	69-73-71-74-287	52,743.75		Soren Kjeldsen	72-73-71-81-297	17,139.00
	Adam Scott	76-66-71-74-287	52,743.75	73	Curtis Luck	77-70-75-77-299	16,791.00
35	Patrick Cantlay	71-72-74-71-288	42,891.00		Vaughn Taylor	73-71-77-78-299	16,791.00
	Ben Martin	71-74-71-72-288	42,891.00	75	Sung Kang	75-72-71-83-301	16,530.00
	Grayson Murray	72-71-71-74-288	42,891.00	76	Matthew Griffin	75-71-78-82-306	16,530.00
	Charl Schwartzel	70-71-71-76-288	42,891.00				
	Jason Kokrak	73-67-70-78-288	42,891.00				

Did Not Qualify

Luke Donald 72-76, Fabian Gomez 73-75, A-Scott Gregory 76-72, David Hearn 74-74, Morgan Hoffmann 76-72, Ryo Ishikawa 73-75, Luke List 73-75, Hunter Mahan 75-73, Brendon de Jonge 72-77, Retief Goosen 77-72, Billy Horschel 78-71, Scott Piercy 77-72, Vijay Singh 76-73, Hudson Swafford 72-77, Steven Bowditch 72-78, Scott Brown 75-75, Rafa Cabrera Bello 79-71, Roberto Castro 77-73, Smylie Kaufman 73-77, Carl Pettersson 77-73, Jon Rahm 73-77, Kyle Reifers 70-80, Aaron Baddeley 76-75, Keegan Bradley 70-81, Jim Furyk 76-75, Patton Kizzire 78-73, Ryan Moore 76-75, Ryan Armour 76-76, Matt Every 76-76, Adam Hadwin 78-74, Brian Harman 76-76, Dustin Johnson 78-74, Michael Kim 76-76, Chris Kirk 76-76, Kevin Tway 77-75, Tommy Fleetwood 77-76, Yuta Ikeda 78-75, J.B. Holmes 76-78, Billy Hurley III 79-75, Kelly Kraft 78-76, Johnson Wagner 78-76, Ryan Ruffels 81-76, Si Woo Kim 76-71-WD, J.J. Spaun WD.

2016 Memorial Tournament



Round 1

Dustin Johnson one-putted 11 holes and had 10 birdies in an 8-under-par 64 that gave him a one-stroke lead in what he described as “perfect scoring conditions” – receptive greens and little wind.

The field averaged 70.683 strokes, a record for the first round of the Memorial and more than half a stroke lower than the previous mark (71.240 in 2007). Seventy-nine players broke par, a record for any round.

Johnson putted only 25 times in shooting his best score in 31 rounds at Muirfield Village.

“With me, it has everything to do with the putter,” Johnson said. “I rolled it well today, and even throughout the year. The days I putt well, I play well.”

Round 2

Matt Kuchar (66) and Brendan Steele (67) took advantage of another day of perfect weather to share the lead at 12-under 132.

The field averaged 70.913, a second-round record for the Memorial. The cut was at 142, lowering that record by a shot for the third year in a row.

“You’re never going to see better conditions than this. The right amount of heat, the right amount of soft greens,” Steele said. “Everything is set up that if you hit good shots, you can really go low.”

Round 3

Kuchar, 68 under par in the Memorial since 2009, stayed in contention for his second title in four years with a 70 and a share of the lead with Gary Woodland (69) and William McGirt (64) at 14-under 202.

“I love this golf course. This is the highlight of the year for me,” said Kuchar, whose career scoring average of 70.17 entering the Memorial ranked first of all who have played in the Tournament.

The field’s scoring average (70.307) was the third-best for a third round in the Memorial on a course further softened by the return of thunderstorms – and delays – for the first time in three years. The round was suspended for more than two hours and finished after 8 p.m.

Round 4/Playoff

McGirt, winless in his previous 164 starts on the PGA Tour, was the last man standing on a day in which wind whipped the field after three days of benign conditions. The final-round scoring average (72.267) was more than a stroke and a half higher than it had been for the first three rounds.

Only 13 players broke 70, including Rory McIlroy, whose 68 before an 87-minute, mid-afternoon weather suspension made him the leader in the clubhouse for much of the afternoon at 13-under-par 275.

“The course played a lot more difficult. The longer holes played into the wind, and that made it tough,” McIlroy said. “The wind was tricky, especially on the back nine with the trees.”

After McGirt and Jon Curran finished 72 holes tied at 15-under-par 273, McGirt won on the second hole of a sudden-death playoff by making a 6 1/2-foot putt to save par on No. 18.

In regulation play, McGirt hit 16 of 18 greens and had 17 pars and one birdie despite winds gusting as high as 35 mph.

“It was a hard day,” said McGirt, 36. “I never felt comfortable with my golf swing but putted really, really well. My lag putting was fantastic today. That kind of bailed me out.”

Curran, also chasing his first Tour win, one-putted four of his last five holes, including No. 17 for birdie after playing a 7-iron from a fairway bunker to 7 1/2 feet. That gave him a share of the lead with McGirt.

Both parred the first hole of sudden death, No. 18, and returned to the tee. Each missed the green the second time, but from thick rough behind the green, McGirt pitched within 7 feet of the pin while Curran’s pitch from left of the green rolled 39 feet by the hole.

After Curran failed to hole his par putt, McGirt ran his in and became the third player in a row to make the Memorial his first PGA Tour title, joining David Lingmerth in 2015 and Hideki Matsuyama in 2014.

“He played fantastic,” Curran said. “He made a great, unbelievable up-and-down on the last hole. It was amazing.”

“There’s a lot of guys that had an opportunity to win this golf tournament today . . . (and) kept self-destructing,” Tournament host Jack Nicklaus said. “The only two guys who didn’t self-destruct were Will and Jon. They both came right down the stretch, both playing well, and that’s what we ended up with.”

Stats Leaders

Driving distance: Ryan Ruffels (314)

Fairways hit: David Hearn (49/56)

Greens in regulation: Phil Mickelson (57/72)

Scrambling: Gary Woodland (22/26)

Putts per round: Jon Curran (25)

2016 Memorial Tournament

Dates: June 2-5

Purse: \$8,500,000

Par: 36-36—72

FedExCup Points To Winner: 500

Yardage: 7,366

Leaders

First round – Dustin Johnson 64; Brendan Steele 65; Jason Day, David Hearn, Matt Kuchar, Danny Lee, Hudson Swafford 66.

Second round – Kuchar, Steele 132; Emiliano Grillo, Gary Woodland 133.

Third round – Kuchar, Woodland, William McGirt 202; Johnson, Grillo, Jon Curran, Adam Hadwin 203.

Cut – 75 players from a starting field of 120 at 2-under-par 142 or better.

Weather – Thursday-Friday: Partly cloudy with temperatures reaching the mid-80s. **Saturday:** Overcast with periods of light rain and temperatures reaching the high 70s. Lightning in the area suspended play from 5:02-7:15 p.m. (2 hours, 13 minutes) with eight players on the course. The round was completed at 8:04 p.m. **Sunday:** Mostly cloudy with temperatures reaching the high 70s. A threat of dangerous weather suspended play from 2:14-3:41 p.m. (1 hour, 27 minutes). Higher winds, 17-20 mph gusting to 30 mph, followed the storm front.

1	William McGirt	70-68-64-71-273	\$1,530,000.00	38	Ben Martin	69-71-69-72-281	34,000.00
	<i>(won playoff with par on second extra hole)</i>				Daniel Summerhays	72-67-70-72-281	34,000.00
2	Jon Curran	68-67-68-70-273	918,000.00		Ryan Ruffels	67-71-70-73-281	34,000.00
3	Dustin Johnson	64-71-68-71-274	578,000.00		Bryson DeChambeau	72-67-69-73-281	34,000.00
4	Rory McIlroy	71-66-70-68-275	334,687.50		Patton Kizzire	73-67-70-71-281	34,000.00
	J.B. Holmes	71-68-67-69-275	334,687.50		Bud Cauley	69-73-66-73-281	34,000.00
	Gary Woodland	68-65-69-73-275	334,687.50		George McNeill	71-71-69-70-281	34,000.00
	Matt Kuchar	66-66-70-73-275	334,687.50		Hudson Swafford	66-71-69-75-281	34,000.00
8	Patrick Reed	68-71-69-68-276	246,500.00	46	Jonas Blixt	71-69-69-73-282	25,500.00
	Keegan Bradley	68-69-70-69-276	246,500.00		Hiroshi Iwata	75-67-70-70-282	25,500.00
	Kevin Streelman	67-68-69-72-276	246,500.00	48	Jason Gore	72-67-71-73-283	21,930.00
11	Marc Leishman	69-71-69-68-277	158,666.67		Kevin Chappell	71-70-70-72-283	21,930.00
	Tony Finau	70-69-70-68-277	158,666.67		Ryan Moore	70-67-70-76-283	21,930.00
	Charl Schwartzel	68-69-72-68-277	158,666.67		Charles Howell III	72-70-72-69-283	21,930.00
	Byeong Hun An	71-70-69-67-277	158,666.67	52	Danny Lee	66-75-68-75-284	19,822.00
	Roberto Castro	70-70-71-66-277	158,666.67		Jamie Lovemark	69-72-70-73-284	19,822.00
	John Senden	69-70-68-70-277	158,666.67		Jim Furyk	69-70-72-73-284	19,822.00
	Webb Simpson	69-70-66-72-277	158,666.66		K.J. Choi	68-69-69-78-284	19,822.00
	Emiliano Grillo	67-66-70-74-277	158,666.66		Rafa Cabrera Bello	69-73-71-71-284	19,822.00
	Adam Hadwin	70-66-67-74-277	158,666.66	57	Alex Cejka	70-72-68-75-285	18,955.00
20	Smylie Kaufman	71-67-71-69-278	88,642.86		Harold Varner III	68-67-71-79-285	18,955.00
	Kyle Reifers	71-67-71-69-278	88,642.86		Spencer Levin	73-69-70-73-285	18,955.00
	Brendan Steele	65-67-75-71-278	88,642.86		Jordan Spieth	70-68-74-73-285	18,955.00
	Matt Jones	71-68-68-71-278	88,642.86	61	Jason Bohn	67-71-71-77-286	18,360.00
	Phil Mickelson	68-69-69-72-278	88,642.86		Anirban Lahiri	70-72-69-75-286	18,360.00
	Robert Streb	68-73-64-73-278	88,642.85		Rod Pampling	72-70-73-71-286	18,360.00
	Soren Kjeldsen	71-69-64-74-278	88,642.85	64	Russell Knox	73-69-70-75-287	18,020.00
27	David Lingmerth	68-73-68-70-279	59,075.00	65	Camilo Villegas	69-72-72-75-288	17,765.00
	David Hearn	66-73-72-68-279	59,075.00		Bubba Watson	72-70-74-72-288	17,765.00
	John Huh	69-69-67-74-279	59,075.00	67	Daniel Berger	69-73-76-71-289	17,510.00
	Jason Day	66-71-68-74-279	59,075.00	68	Luke Donald	67-73-78-72-290	17,340.00
	Scott Brown	69-67-69-74-279	59,075.00	69	Ken Duke	72-70-72-77-291	16,915.00
	Zac Blair	69-67-68-75-279	59,075.00		Scott Piercy	70-71-75-75-291	16,915.00
33	Jason Dufner	68-70-70-72-280	45,900.00		Freddie Jacobson	72-68-77-74-291	16,915.00
	Geoff Ogilvy	68-69-70-73-280	45,900.00		Brian Stuard	69-72-77-73-291	16,915.00
	Lucas Glover	70-67-73-70-280	45,900.00	73	George Coetzee	71-69-77-75-292	16,490.00
	Brian Harman	68-70-69-73-280	45,900.00	74	Kevin Na	71-71-74-77-293	16,235.00
	Russell Henley	68-70-69-73-280	45,900.00		Si Woo Kim	71-69-80-73-293	16,235.00

Did Not Qualify

Thomas Aiken 72-71, Brendon de Jonge 73-70, Bill Haas 70-73, Jim Herman 72-71, Nathan Holman 71-72, Chris Kirk 73-70, Peter Malnati 72-71, Scott Pinckney 68-75, Patrick Rodgers 68-75, Shawn Stefani 70-73, Cameron Tringale 71-72, Johnson Wagner 71-72, Aaron Baddeley 71-73, Ricky Barnes 71-73, Ernie Els 76-68, Rickie Fowler 75-69, Jason Kokrak 72-72, Thorbjorn Oleson 72-72, Vaughn Taylor 71-73, Morgan Hoffmann 69-76, Wes Homan 73-72, Scott Langley 71-74, Troy Merritt 75-70, Chez Reavie 72-73, Kevin Kisner 72-74, Sean O'Hair 77-69, Ethan Tracy 71-75, Stuart Appleby 70-77, Paul Casey 70-77, Hideki Matsuyama 74-73, Francesco Molinari 71-76, Carlos Ortiz 74-73, Brendon Todd 72-75, John Hahn 73-75, Mark Hubbard 73-75, Dong-hwan Lee 75-75, Fabian Gomez 73-78, Hunter Mahan 80-72, Carl Pettersson 76-76, Andrew Loupe 76-77, Jhonattan Vegas 76-77, Justin Thomas 77-77, Steven Bowditch 77-78, Angel Cabrera 75-WD, Davis Love III 76-WD.

2015 Memorial Tournament



Round 1

Defending champion Hideki Matsuyama had four straight birdies on the back nine and shot a bogey-free, 8-under-par 64 to share the lead with Bo Van Pelt, who had a career-best 10 birdies.

Matsuyama became only the second Memorial winner to hold at least a share of the lead the following year; Jack Nicklaus was the first, in 1978.

The field took advantage of calm, humid weather and a soft course to record the lowest average (71.3) for a first or second round in eight years. A record 67 players broke par.

"When you get weather like this, it's kind of like, 'Hey, see what you can come do.' It's right there," Van Pelt said.

Round 2

More of the same weather bred more red numbers as 65 players broke par one day after a record 67 did. The two-day scoring average of 71.28 was a Tournament record, as was the cut, at 1-under 143, for the second year in a row.

David Lingmerth (65) led the way at 12-under 132, one stroke better than Jason Dufner (67), who had back-to-back eagles at Nos. 15 and 16 (an ace from 208 yards with a 6-iron). Dufner also had two eagles in the first round. The PGA Tour record for a tournament is five eagles.

"You couldn't ask for better scoring conditions," Lingmerth said.

Round 3

Justin Rose, the 2010 champion, shot 66 – three strokes better than anyone else who started the day within six shots of the lead – and took a three-stroke lead at 15-under 201.

In perfect weather again – Tournament host Jack Nicklaus called it "bluebird" weather – nearly half the field (35 of 71) broke par as the scoring average (71.48) bettered par for the third day in a row.

Five-time champion Tiger Woods was an exception. He shot 85, his highest score in a PGA Tour event.

"There's a chance to make a lot of birdies out there, but if you're not on your game, there's a chance to

make quite a few bogeys. It doesn't take much for this course to get very difficult," Rose said.

"I think we've had it where we can control the ball and look at the flag for the most part the first three days."

Round 4/Playoff

While Rose opened the door with four bogeys in his first eight holes, and other pursuers surged and fell back – Matsuyama and Francesco Molinari after hitting their tee shots into the pond guarding No. 16 – Lingmerth (69) birdied three of his last eight holes to shoot 69 and tie Rose for the lead at 15-under 273. Then he beat him in a playoff.

Rose (72) needed to save par on the final hole of regulation just to force extra holes after beaming a spectator with his approach shot. He executed a 56-yard pitch from deep rough and made a 3-foot par putt to finish with a share of the lead.

"I thought I did a very good job of fighting as hard as I could and getting myself into the playoff," Rose said, and when he made a 19-foot par putt on the first playoff hole, No. 18, "I thought, 'Wow, I'm going to steal this one,'" he said. "But it wasn't to be."

From 10 feet, Lingmerth matched Rose's par to send them back to the 18th tee.

"I knew how big that putt was," Lingmerth said. "I've been in a few playoffs. You win some, you lose some. But I didn't feel that it was my turn to lose this time."

Lingmerth saved par again at 18, from 3 feet, to send the pair to a third extra hole, No. 10, where he ended matters. He two-putted for par after Rose missed the fairway, missed the green and missed an 18-footer to save his par.

Lingmerth, 27, became the sixth player to make the Memorial his first PGA Tour win, as Rose had in 2010.

"This is my third year on the PGA Tour, and it's one thing to be a PGA Tour player, and it's a whole 'nother thing, I think, to be a winner out here," Lingmerth said. "Just to be on that list of PGA Tour winners is a special feeling and something that no one can take away from me. So I'm pretty happy about that."

"And this Tournament, with Mr. Nicklaus as host, I can't think of many other tournaments that would be put above this one. So I'm pretty thrilled."

Ironically, Lingmerth passed up a European Tour event in his native Sweden to play in the Memorial.

"I've actually chosen this Tournament over the Swedish event the last three years . . . because it's such a great event and everybody loves it and I love it, too," Lingmerth said. "It is a little heartbreaking not to get to play in Sweden, but sometimes you have to make those decisions. And this year, I'm definitely happy I made this one."

Stats Leaders

Driving distance: Dustin Johnson (326.1)

Driving accuracy: Francesco Molinari, Kevin Streelman (51/56)

Greens in regulation: Francesco Molinari (56/72)

Scrambling: Jordan Spieth (19/25)

Putts per round: Patrick Reed (25.5)

2015 Memorial Tournament

Dates: June 4-7

Purse: \$6,200,000

FedExCup Points To Winner: 500

Par: 36-36—72

Yardage: 7,392

Leaders

First round – Hideki Matsuyama, Bo Van Pelt 64; Jason Dufner, Russell Knox 66.

Second round – David Lingmerth 132; Dufner 133; Ryan Moore, Andy Sullivan 134.

Third round – Justin Rose 201; Lingmerth, Francesco Molinari 204; Jim Furyk 205.

Cut – 71 players from a starting field of 120 at 1-under-par 143 or better.

Weather – Mostly cloudy, humid and calm all four days with high temperatures in the high 70s and low 80s. Winds on Sunday afternoon increased to 12-15 mph with gusts to 23 mph.

1	David Lingmerth	67-65-72-69-273	\$1,116,000.00	36	Chris Kirk	69-71-76-69-285	29,837.50
	(won playoff with par on third extra hole)				John Huh	72-66-73-74-285	29,837.50
2	Justin Rose	68-67-66-72-273	669,600.00		Carl Pettersson	72-67-72-74-285	29,837.50
3	Jordan Spieth	68-70-72-65-275	359,600.00		Erik Compton	68-69-71-77-285	29,837.50
	Francesco Molinari	68-67-69-71-275	359,600.00	40	Steve Stricker	69-73-76-68-286	21,727.56
5	Marc Leishman	69-67-71-69-276	226,300.00		Bo Van Pelt	64-72-78-72-286	21,727.56
	Hideki Matsuyama	64-71-71-70-276	226,300.00		Patrick Rodgers	69-66-78-73-286	21,727.56
	Jim Furyk	69-66-70-71-276	226,300.00		Matt Jones	71-68-74-73-286	21,727.56
8	Tony Finau	71-66-73-67-277	179,800.00		Shawn Stefani	70-72-71-73-286	21,727.56
	Kevin Kisner	67-71-69-70-277	179,800.00		Camilo Villegas	73-68-72-73-286	21,727.55
	Keegan Bradley	68-74-65-70-277	179,800.00		William McGirt	70-70-70-76-286	21,727.55
11	Billy Horschel	70-68-71-69-278	148,800.00		Jonathan Byrd	68-71-71-76-286	21,727.55
	Vijay Singh	71-67-71-69-278	148,800.00		Jim Herman	70-72-68-76-286	21,727.55
13	George McNeill	72-71-67-69-279	116,250.00	49	Sang-moon Bae	74-66-78-69-287	15,665.34
	Kevin Na	71-71-66-71-279	116,250.00		Kevin Chappell	71-72-71-73-287	15,665.33
	Dustin Johnson	72-71-65-71-279	116,250.00		Chesson Hadley	74-66-73-74-287	15,665.33
	Andy Sullivan	70-64-72-73-279	116,250.00	52	Jason Bohn	75-67-74-72-288	14,458.40
17	Brendon Todd	67-68-71-74-280	99,200.00		James Hahn	71-70-73-74-288	14,458.40
18	Russell Knox	66-74-73-68-281	78,120.00		Troy Merritt	70-69-72-77-288	14,458.40
	Bill Haas	70-71-71-69-281	78,120.00		Brooks Koepka	71-70-69-78-288	14,458.40
	Robert Streb	73-67-71-70-281	78,120.00		Steven Bowditch	69-71-68-80-288	14,458.40
	Harris English	67-71-72-71-281	78,120.00	57	Andrew Svoboda	70-70-77-72-289	13,826.00
	Ryan Moore	67-67-75-72-281	78,120.00		John Senden	71-71-74-73-289	13,826.00
	Kevin Streelman	71-70-65-75-281	78,120.00		Pat Perez	68-70-75-76-289	13,826.00
24	Rory Sabbatini	72-67-71-72-282	57,040.00		Adam Hadwin	72-68-71-78-289	13,826.00
	Jason Dufner	66-67-74-75-282	57,040.00	61	Brian Stuard	68-75-74-73-290	13,454.00
26	Graham DeLaet	69-69-72-73-283	45,880.00		Zac Blair	75-68-70-77-290	13,454.00
	Jeff Overton	71-71-67-74-283	45,880.00	63	Hudson Swafford	71-70-79-71-291	13,206.00
	Matt Kuchar	70-69-70-74-283	45,880.00		Brendan Steele	71-67-73-80-291	13,206.00
	Patrick Reed	72-68-68-75-283	45,880.00	65	Nick Watney	71-72-77-73-293	12,896.00
	Thomas Aiken	69-68-70-76-283	45,880.00		Ken Duke	67-75-77-74-293	12,896.00
31	Stewart Cink	72-71-71-70-284	36,766.00		Phil Mickelson	72-68-78-75-293	12,896.00
	Retief Goosen	70-71-71-72-284	36,766.00	68	Lucas Glover	68-72-82-72-294	12,524.00
	Greg Chalmers	69-73-70-72-284	36,766.00		Scott Langley	70-72-77-75-294	12,524.00
	Charles Howell III	75-66-70-73-284	36,766.00		Andrew Putnam	72-66-74-82-294	12,524.00
	Chris Stroud	70-68-72-74-284	36,766.00	71	Tiger Woods	73-70-85-74-302	12,276.00

Did Not Qualify

Scott Brown 71-73, K.J. Choi 71-73, Jason Day 72-72, Brendon de Jonge 72-72, Rickie Fowler 72-72, Carlos Ortiz 74-70, Kenny Perry 71-73, Daniel Summerhays 74-70, Steve Wheatcroft 71-73, Andres Gonzales 73-72, David Hearn 70-75, Colt Knost 70-75, Danny Lee 75-70, Justin Leonard 73-72, Scott Piercy 72-73, Kyle Reifers 67-78, Justin Thomas 69-76, Gary Woodland 76-69, Matt Every 74-72, Martin Laird 72-74, Ben Martin 75-71, Charl Schwartzel 74-72, Scott Stallings 70-76, Richard Sterne 74-72, Daniel Berger 71-76, Ben Curtis 72-75, Gonzalo Fernandez-Castano 69-78, Tommy Fleetwood 76-71, Nick Taylor 74-73, Ryo Ishikawa 75-73, Jason Kokrak 70-78, Seung-yul Noh 70-78, D.A. Points 73-75, Michael Putnam 75-73, Ernie Els 77-72, Sean O'Hair 71-78, John Peterson 78-71, Cameron Smith 74-75, George Coetzee 76-74, Timothy Crouch 76-74, Jason Gore 76-74, Will MacKenzie 73-77, Cameron Tringale 78-72, Russell Henley 76-76, Morgan Hoffmann 78-75, A-Gunn Yang 72-82, Sam Saunders 76-80, A-Bradley Neil 75-83, Alex Cjeka 73-78-DQ.

2014 Memorial Tournament



Round 1

Four days after winning the European Tour's BMW PGA Championship near London, Rory McIlroy took a three-stroke lead with a 9-under-par 63, the lowest first-round score in a Memorial.

McIlroy one-putted 14 holes, tied his career-low with 22 putts and, despite a double bogey at No. 14, still had a chance to equal John Huston's course record of 61 with two holes to play (he parred both).

"I was expecting this to happen," said McIlroy, 20 under par in his previous 51 holes of competition. "I've been playing well. I've been posting good numbers. I knew my game was close."

More than a third of the field broke par on a day when Muirfield Village yielded the lowest scoring average by a full field (72.158) in seven years. Meanwhile, an absence of wind helped make the four par-5 holes reachable in two shots for big hitters such as McIlroy, who played them in 5 under par.

Round 2

After McIlroy double-bogeyed Nos. 13, 14 and 15 on his way to a 78 in the morning, Paul Casey went the opposite direction with a second consecutive 66 for 12-under 132 and a three-stroke lead over Bubba Watson (69).

"I woke up checking the scores to see what Rory was going to be . . . see how many under (par) I was going to have to try to shoot to chase him," said Casey, who teed off 3 1/2 hours after McIlroy. "That obviously didn't happen."

If not for a bogey on his last hole, No. 9, Casey would have tied the 36-hole Tournament record set by Scott Hoch in 1987 and tied by Rickie Fowler in 2010.

A record 63 players broke par in perfect scoring conditions. The cut at 144 also set a record on a day the field averaged under par (71.42) for the first time in four years.

Round 3

Two left-handers were atop the leaderboard after the third round of an event no left-hander has won.

Watson, the Masters champion, shot 69 for 12-under 204 and a one-stroke lead over Scott Langley (67),

who was bogey-free for the second consecutive round. It was the third consecutive round in the 60s for Watson, who had produced only five in his previous 28 rounds in the Memorial and said he is uncomfortable on the course's closing holes.

"Shooting in the 60s is a great round around here," he said. "I'm pretty excited about it. Would like the same score tomorrow and let the boys beat me if they want to beat me."

Round 4/Playoff

While Watson and others succumbed to their mistakes, Hideki Matsuyama survived the carnage of the back nine by making a 5 1/2-foot putt for birdie at No. 18 to force a playoff with Kevin Na, whom he then beat on the first hole of sudden death.

Matsuyama, 22, became the Memorial's youngest champion and first Japanese winner.

"The wind blew the hardest today it has all week," Matsuyama said through an interpreter. "The greens hardened up and were very firm. You add that to the pressure of winning a golf tournament, that's probably why you saw the last six, seven holes play as hard as they did."

Seven strokes off the lead to start, Na closed with a 64 and sat in the clubhouse for two hours at 13-under 275 as Matsuyama (69), Watson (72) and Adam Scott (71) dueled down the stretch.

Forced to negotiate a challenging breeze that baked the greens, Scott fell to 10-under with bogeys at Nos. 14, 15 and 16. Watson tumbled to 12-under with a bogey at No. 14 and double bogey at 15. Matsuyama double-bogeyed No. 16 and bogeyed 17 to also sink to 12-under and hand Na a one-stroke lead.

Matsuyama then missed the fairway at No. 18 but recovered to play his approach close enough for birdie to tie Na and force the Memorial's first playoff since 1992. They finished one stroke better than Watson, who said his pulled drive into a backyard right of 15th hole cost him the trophy.

"If I hit the 4-wood off the tee instead of the driver, we make (par) and we win by one," he said. "But I made a double, so we lost by one."

The brief playoff was as messy as the close of regulation had been. Na drove into the creek on the first extra hole, No. 18, took a one-stroke penalty and was facing a 10-foot putt for bogey when Matsuyama made a 10-foot putt for par and the victory.

"I was hoping I could get (another) hole in," Na said, "but he hit an unbelievable putt."

Stats Leaders

Driving distance: Dustin Johnson (324.1)

Fairways hit: Billy Hurley III (50/56)

Greens in regulation: Billy Horschel, Michael Putnam (54/72)

Scrambling: Jim Furyk (22/27)

Putts per round: Richard H. Lee (25.25)

2014 Memorial Tournament

Dates: May 29-June 1

Purse: \$6,200,000

Par: 36-36—72

FedExCup Points To Winner: 500

Yardage: 7,392

Leaders

First round – Rory McIlroy 63; Paul Casey, Chris Kirk, Bubba Watson 66.

Second round – Casey 132; Watson 135; Kirk 136; Martin Flores, Hideki Matsuyama 137.

Third round – Watson 204; Scott Langley 205; Matsuyama 206; Adam Scott 207.

Cut – 76 players from a starting field of 120 at par 144 or better.

Weather – Mostly sunny all four days with high temperatures around 80 Thursday through Saturday and reaching the mid-80s Sunday. Winds 6-15 mph each day with an occasional gust to 17 mph Sunday afternoon.

1.	Hideki Matsuyama	70-67-69-69-275	\$1,116,000.00	Aaron Baddeley	69-74-70-72-285	25,420.00
	<i>(won playoff with par on first extra hole)</i>			Cameron Tringale	73-70-70-72-285	25,420.00
2.	Kevin Na	72-69-70-64-275	669,600.00	Marc Leishman	71-68-73-73-285	25,420.00
3.	Bubba Watson	66-69-69-72-276	421,600.00	Keegan Bradley	67-75-70-73-285	25,420.00
4.	Chris Kirk	66-70-74-68-278	272,800.00	Camilo Villegas	71-68-72-74-285	25,420.00
	Adam Scott	69-70-68-71-278	272,800.00	Jason Day	72-69-70-74-285	25,420.00
6.	Steve Stricker	71-70-70-68-279	215,450.00	46. Kevin Kisner	69-72-76-69-286	18,062.67
	Ben Curtis	69-71-69-70-279	215,450.00	Dustin Johnson	73-68-72-73-286	18,062.67
8.	Thorbjorn Olesen	71-67-74-68-280	167,400.00	Justin Hicks	73-67-71-75-286	18,062.66
	Bill Haas	73-67-72-68-280	167,400.00	49. Stewart Cink	71-73-72-71-287	15,148.67
	Luke Guthrie	75-69-66-70-280	167,400.00	Phil Mickelson	72-70-72-73-287	15,148.67
	Brendon Todd	71-68-69-72-280	167,400.00	David Lingmerth	72-72-70-73-287	15,148.67
	Charl Schwartzel	72-69-67-72-280	167,400.00	Luke Donald	71-69-73-74-287	15,148.67
13.	Scott Brown	70-69-71-71-281	124,000.00	Freddie Jacobson	71-71-71-74-287	15,148.66
	Paul Casey	66-66-76-73-281	124,000.00	Ben Martin	72-72-65-78-287	15,148.66
15.	Jason Allred	74-68-74-66-282	102,300.00	55. Michael Putnam	71-73-73-71-288	14,198.00
	Matt Kuchar	74-69-69-70-282	102,300.00	Nick Watney	69-71-74-74-288	14,198.00
	Rory McIlroy	63-78-69-72-282	102,300.00	57. Richard H. Lee	76-68-76-69-289	13,764.00
	Billy Horschel	71-69-68-74-282	102,300.00	Gary Woodland	71-68-75-75-289	13,764.00
19.	Charley Hoffman	69-72-73-69-283	65,237.78	Charles Howell III	69-75-71-74-289	13,764.00
	Jim Furyk	73-68-72-70-283	65,237.78	Ryo Ishikawa	72-71-71-75-289	13,764.00
	Martin Flores	68-68-75-71-283	65,237.78	Justin Leonard	68-75-68-78-289	13,764.00
	Jason Dufner	71-69-71-72-283	65,237.78	62. John Huh	73-70-75-72-290	13,268.00
	Ernie Els	70-72-69-72-283	65,237.78	Carl Pettersson	72-72-73-73-290	13,268.00
	Ryan Moore	68-70-72-73-283	65,237.78	Kiradech Aphibarnrat	73-71-70-76-290	13,268.00
	Bo Van Pelt	72-72-66-73-283	65,237.78	65. Scott Stallings	72-71-77-71-291	12,834.00
	Andrew Svoboda	72-69-68-74-283	65,237.77	Carlos Ortiz	75-68-76-72-291	12,834.00
	Jordan Spieth	69-72-67-75-283	65,237.77	Josh Teater	71-72-76-72-291	12,834.00
28.	K.J. Choi	73-71-72-68-284	38,646.67	Hyung-Sung Kim	70-72-76-73-291	12,834.00
	David Hearn	71-73-69-71-284	38,646.67	69. Lucas Glover	70-73-76-73-292	12,400.00
	Robert Garrigus	72-70-70-72-284	38,646.67	Pat Perez	71-70-77-74-292	12,400.00
	Daniel Summerhays	74-70-68-72-284	38,646.67	Chris Stroud	74-68-74-76-292	12,400.00
	Hunter Mahan	68-70-73-73-284	38,646.67	72. Greg Chalmers	71-72-75-75-293	12,090.00
	Brendon de Jonge	73-69-69-73-284	38,646.67	Mark Wilson	69-74-74-76-293	12,090.00
	Kevin Stadler	72-71-68-73-284	38,646.66	74. Kyle Stanley	74-68-80-76-298	11,904.00
	Robert Streb	72-67-69-76-284	38,646.66	75. J.B. Holmes	67-75-81-76-299	11,718.00
	Scott Langley	72-66-67-79-284	38,646.66	Gonzalo Fdez-Castano	73-70-79-77-299	11,718.00
37.	Billy Hurley III	73-70-74-68-285	25,420.00			
	Michael Thompson	67-76-72-70-285	25,420.00			
	Justin Thomas	73-68-72-72-285	25,420.00			

Did Not Qualify

Bryce Molder 74-71, Kevin Chappell 73-72, Nicholas Thompson 70-75, Brendan Steele 74-71, Rickie Fowler 75-70, Tim Clark 73-72, Mike Weir 73-72, Michael Kim 73-72, Steven Bowditch 75-70, Y.E. Yang 78-67, Justin Rose 73-72, Russell Henley 71-74, D.A. Points 74-71, Thomas Aiken 70-75, Robert Allenby 73-73, Woody Austin 75-71, Russell Knox 73-73, Matt Every 74-72, Brice Garnett 72-75, Seung-yul Noh 73-74, Rory Sabbatini 74-73, Kevin Streelman 74-73, Nicolas Colsaerts 76-71, Will MacKenzie 72-75, Roberto Castro 76-71, Brian Stuard 74-73, Erik Compton 76-72, Brian Harman 74-74, Sean O'Hair 75-74, Trevor Immelman 74-75, Morgan Hoffmann 78-71, Justin Lower 74-75, Jason Bohn 73-76, George McNeill 73-76, Chesson Hadley 74-75, Vijay Singh 73-77, Ken Duke 75-75, Brian Davis 72-79, Branden Grace 77-74, Martin Laird 78-74, Matt Jones 72-80, William McGirt 77-77, Derek Ernst 81-74, Stuart Appleby 77-WD.

2013 Memorial Tournament



Round 1

Charl Schwartzel took advantage of benign conditions in the morning to record 10 birdies, one shy of Adam Scott's record for the Memorial, and shot a 7-under-par 65 for a one-stroke lead over Scott Piercy.

Schwartzel changed his putting grip at the start of the week, but after he needed nine putts on his first four holes, he reverted to his old grip, moved the ball slightly forward in his stance and putted only 19 times on his final 14 holes. He missed one fairway and two greens.

The new grip "didn't feel very comfortable. It felt really shaky," he said. The change, he added, "felt comfortable, and as you know, putting is all about comfort at the end of the day."

Tianlang Guan, a 14-year-old amateur from China, became the youngest to play in the Memorial and shot 72.

Round 2

Bill Haas shot 67 for 9-under 135 and a one-stroke lead on a stormy, wind-whipped day in which play was suspended three times and finished Saturday morning. It was the eighth time in nine years the Memorial had at least one weather interruption.

"Those greens are lightning fast, I think that's the biggest deal," Haas said. "With that kind of wind and that fast of greens, it's very difficult to make putts, and I've just been fortunate to see a few go in."

Haas had a three-stroke lead over four golfers when play was called for the day at 7:07 p.m. Schwartzel (71) birdied two holes to get within one of the lead after returning Saturday morning to finish his round.

The delays were "such an unfortunate thing because this Tournament is worthy of better weather than this," Masters champion Adam Scott said. "But what are you going to do? It's just the way it is. It's still a great event, and that's why we always come back."

Round 3

Matt Kuchar managed winds gusting to 30 mph and shot 70 for 8-under 208 and a two-stroke lead.

Kevin Chappell (68) equaled the day's best score, and one of only six in the 60s, to tie Kyle Stanley (73)

for second place. Chappell had only one bogey and 24 putts.

"If you're not on good form, these conditions are going to beat you up," Kuchar said. "Fortunately, I feel like I've been in pretty good control of what I've been doing and able to survive."

Defending champion Tiger Woods matched the second-highest score of his professional career with a 79, including a 44 on the front nine, his highest nine-hole score as a professional.

"I'm sure I'm not the only one who struggled out there," he said. "The conditions were tough, and when I missed, it cost me."

Round 4

A week after losing a 54-hole lead at the Colonial, Kuchar led from start to finish, shooting 68 for 12-under 276 to win by the same two-stroke margin with which he began the round.

"To see the champions that have won here, and now to put my name on that list of champions, and to put my name anywhere in association with Mr. Nicklaus, it is such a great honor," Kuchar said.

Stanley (71) birdied four of the last five holes on the front nine to draw within one stroke of Kuchar but faded on the back.

Chappell (68) took up the chase with birdies at Nos. 13, 15 and 17 to get within two shots of Kuchar after Kuchar bogeyed No. 16.

But Kuchar, 34, made what he called a "nerve-wracking" 5-foot putt for par at No. 17 to keep the margin at two, then birdied No. 18 from 21 feet after Chappell stuck his approach shot 2 1/2 feet from the pin.

"There at the end, it got scary. He made a great run," Kuchar said.

Chappell thought he was fortunate to get as close as he did.

"He's not going to give you much," he said of Kuchar. "You've got to go get it."

Chappell echoed an opinion of Kuchar that he said he heard CBS commentator Nick Faldo share on television the previous week, when Kuchar tied for second at Colonial.

"He's not a 10 in every category of his game," Chappell said, "but he's better than a seven in all aspects of the game. And he doesn't make very many mistakes."

Kuchar finished the Tournament ranked first in greens in regulation, first in sand saves and second in putting.

Stats Leaders

Driving distance: Keegan Bradley (303.8)

Fairways hit: Ryan Moore (54/56)

Greens in regulation: Matt Kuchar (54/72)

Scrambling: Gary Woodland (21/29)

Putts per round: Justin Leonard (26.25)

2013 Memorial Tournament

Dates: May 30-June 2

Purse: \$6,200,000

Par: 36-36—72

FedExCup Points To Winner: 500

Yardage: 7,352

Leaders

First round – Charl Schwartzel 65; Scott Piercy 66; Russell Henley, Kyle Stanley, Josh Teater, Charlie Wi 67.

Second round – Bill Haas 135; Schwartzel 136; Stanley 137; Matt Kuchar, Bubba Watson 138.

Third round – Kuchar 208; Stanley, Kevin Chappell 210; Haas, Matt Jones, Justin Rose 211.

Cut – 73 players from a starting field of 120 at 3-over-par 147 or better.

Weather – Thursday: Mostly sunny with temperatures reaching the high 80s and 8-15 mph winds gusting to 23 mph in late afternoon. **Friday:** Partly cloudy with temperatures reaching the mid-80s, light rain throughout the day and 15-30 winds gusting to 40 mph. Threats of dangerous weather suspended play from 2:36-2:58 p.m. (22 minutes) and 4:49-6:16 p.m. (1 hour, 27 minutes). Heavy rain suspended play for the day at 7:07 p.m. with 42 players on the course. **Saturday:** Partly cloudy with temperatures reaching the low 80s and 15-25 mph winds gusting to 30 mph. **Sunday:** Mostly cloudy with temperatures in the mid-70s. Winds 10-15 mph gusting to 20 mph in the morning but receding later.

1. Matt Kuchar	68-70-70-68-276	\$1,116,000.00	Trevor Immelman	70-72-74-74-290	28,520.00
2. Kevin Chappell	71-71-68-68-278	669,600.00	Rickie Fowler	72-71-76-71-290	28,520.00
3. Kyle Stanley	67-70-73-71-281	421,600.00	41. George McNeill	74-71-71-75-291	20,556.45
4. Scott Stallings	70-70-75-67-282	272,800.00	Ben Curtis	73-70-73-75-291	20,556.45
Bill Haas	68-67-76-71-282	272,800.00	Henrik Stenson	71-73-75-72-291	20,556.45
6. Russell Henley	67-77-70-69-283	215,450.00	Richard H. Lee	73-71-72-75-291	20,556.45
Matt Jones	69-72-70-72-283	215,450.00	Camilo Villegas	72-71-76-72-291	20,556.44
8. Michael Thompson	69-76-70-69-284	167,400.00	Jason Day	72-75-72-72-291	20,556.44
Brian Davis	75-70-69-70-284	167,400.00	Billy Horschel	70-75-76-70-291	20,556.44
Charl Schwartzel	65-71-76-72-284	167,400.00	Brandt Jobe	70-75-78-68-291	20,556.44
Pat Perez	72-69-72-71-284	167,400.00	Mark Leishman	74-72-77-68-291	20,556.44
Justin Rose	70-70-71-73-284	167,400.00	50. Luke Guthrie	72-74-72-74-292	15,252.00
13. James Driscoll	70-75-73-67-285	119,866.67	Fred Couples	70-75-70-77-292	15,252.00
Ryan Moore	70-72-73-70-285	119,866.67	Keegan Bradley	71-74-75-72-292	15,252.00
Adam Scott	73-70-69-73-285	119,866.66	53. Martin Laird	71-75-71-76-293	14,353.00
16. Hunter Mahan	73-68-75-70-286	93,000.00	Chris Stroud	69-77-69-78-293	14,353.00
Ken Duke	75-69-72-70-286	93,000.00	Robert Allenby	74-73-72-74-293	14,353.00
Cameron Tringale	71-71-74-70-286	93,000.00	Mike Weir	75-72-75-71-293	14,353.00
Gary Woodland	70-73-70-73-286	93,000.00	57. David Lingmerth	75-70-77-77-294	13,702.00
Scott Piercy	66-75-71-74-286	93,000.00	John Senden	71-72-76-75-294	13,702.00
21. Robert Castro	71-70-75-71-287	58,202.50	Derek Ernst	70-73-78-73-294	13,702.00
K.J. Choi	72-74-70-71-287	58,202.50	Josh Teater	67-79-75-73-294	13,702.00
Luke Donald	73-73-71-70-287	58,202.50	Ryo Ishikawa	74-73-74-73-294	13,702.00
Graham DeLaet	70-72-74-71-287	58,202.50	Rory McIlroy	78-69-75-72-294	13,702.00
David Hearn	71-71-74-71-287	58,202.50	63. Charley Hoffman	73-69-72-81-295	13,206.00
Charles Howell III	72-70-73-72-287	58,202.50	Jordan Spieth	72-73-82-68-295	13,206.00
Bo Van Pelt	73-69-72-73-287	58,202.50	65. George Coetzee	70-75-72-79-296	12,896.00
Jim Furyk	75-70-69-73-287	58,202.50	Charlie Wi	67-74-77-78-296	12,896.00
29. Stewart Cink	70-72-76-70-288	40,300.00	Tiger Woods	71-74-79-72-296	12,896.00
Carl Pettersson	71-71-73-73-288	40,300.00	68. Gonzalo Fdez-Castano	72-74-77-74-297	12,648.00
Davis Love III	73-69-72-74-288	40,300.00	69. Tom Gillis	73-70-75-81-299	12,462.00
Bubba Watson	71-67-75-75-288	40,300.00	Fabian Gomez	76-68-77-78-299	12,462.00
J.J. Henry	72-72-68-76-288	40,300.00	71. Zach Johnson	73-72-81-75-301	12,276.00
34. Robert Karlsson	69-71-76-73-289	33,480.00	72. Justin Hicks	73-73-81-76-303	12,152.00
Justin Leonard	70-76-73-70-289	33,480.00	73. Jimmy Walker	72-75-77-80-304	12,028.00
Bud Cauley	71-73-76-69-289	33,480.00			
37. Ernie Els	73-70-74-73-290	28,520.00			
William McGirt	73-73-71-73-290	28,520.00			

Did Not Qualify

John Huh 72-76, Chris Kirk 74-74, Vijay Singh 74-74, Scott Brown 75-73, Brian Stuard 72-77, Kevin Stadler 79-70, Dustin Johnson 73-76, Greg Chalmers 78-71, Mark Wilson 74-75, Ricky Barnes 74-75, Brendon de Jonge 75-75, Kenny Perry 76-74, Ted Potter Jr. 74-76, Erik Compton 74-76, Lucas Glover 78-72, Daniel Summerhays 74-76, Tommy Gainey 71-80, Bryce Molder 72-79, Kevin Streelman 71-80, Webb Simpson 75-76, D.A. Points 76-75, Casey Wittenberg 76-75, Ben Kohles 76-75, A-Tianlang Guan 72-79, Brian Harman 74-77, Nicholas Thompson 78-73, Nicolas Colsaerts 80-72, Charlie Beljan 72-80, Brandt Snedeker 72-80, James Hahn 75-77, Jason Kokrak 76-77, Branden Grace 78-75, Geoff Ogilvy 77-76, Aaron Baddeley 74-79, Jonathan Byrd 77-76, Jeff Overton 76-78, Justin Bolli 75-79, Sang-moon Bae 77-78, Shane Lowry 78-78, A-Steven Fox 78-78, Matt Every 74-84, A-Peter Williamson 81-77, Nick Watney 82-77, Brendan Steele 79-81, Lee Westwood 76-WD, Johnson Wagner 79-WD, Seung-yul Noh 78-DQ.

2012 Memorial Tournament



Round 1

Dry, sunny weather leading into the Memorial made for a dry, fast track, and Scott Stallings' 6-under-par 66 was the best score among 10 in the 60s, fewest in an opening round of the Tournament in eight years.

Stallings' birdie from 2 feet at No. 18, the most difficult hole on the course, gave him a one-stroke lead over Spencer Levin and Erik Compton.

With the fairways running hot, scoring on the par-5 holes was a key for the leaders. Stallings and Levin were 5 under on the holes, and Compton 3 under.

Stallings, who averaged nearly 312 yards on his measured drives, reached one of the par-5 greens and was around the other three in two shots. He chipped in for eagle on No. 7 and birdied the other three.

"We definitely keyed on the par-5s as far as being aggressive," he said. "Those are some big swing holes."

Round 2

Rory Sabbatini (69) weathered afternoon temperatures in the mid-50s and gusting, swirling winds to finish at 6-under 138 and take a one-stroke lead over a threesome that included four-time Memorial champion Tiger Woods (69).

Even though Muirfield Village absorbed more than an inch of rain in 24 hours, only seven players shot in the 60s, and the field average (73.922) was the highest in a round in four years. Sabbatini's 138 was the highest 36-hole score to lead the Memorial since Fred Couples' 143 in 1990.

"The wind was blowing out there, was swirling in those trees, and it was just a tough day," Woods said. "Granted, the greens were softer, but still, the wind was a little bit of a test. I figured anything under par was going to be a good score."

Round 3

Levin (69) had one of only three scores in the 60s on another windy day to take a one-stroke lead at 8-under 208. Sabbatini (71) was one behind him, Rickie Fowler (69) three and Woods (73) four.

Levin played the first 10 holes 5 under par before giving back two strokes with bogeys on Nos. 12 and 16, both par-3s over water.

The field's scoring average rose for the second straight day, to 74.324, the highest for a round in four years. Only Levin, Fowler and Vijay Singh (69) broke 70; and only 11 more besides them broke par.

"I don't know if I could have done much better," Levin said.

Round 4

Woods, who rallied from a four-stroke deficit to win the Memorial in 2009, performed an encore. He birdied four of his first seven holes and three of his last four, shot 67 for 9-under 279 and won by two shots.

His record fifth Memorial title also was his 73rd on the PGA Tour, tying Jack Nicklaus for second all-time behind Sam Snead's 82.

"If I would have won it somewhere else, it would have just been, 'I tied Jack,'" said Woods, 36. "But to do it here, and (for him to be) next to me right now, that means something to us as players."

Levin (75) led by three strokes after nine holes but lost four shots on the next four holes and could not recover. He did tie a Memorial record by finishing with 100 putts for the Tournament.

Sabbatini (72) led by one stroke with three holes to play, but Woods tied him by holing a spectacular, 50-foot flop shot from a dicey lie behind No. 16 green with water staring him in the face.

"It's one of the hardest ones I've pulled off," Woods said.

"I don't think, under the circumstances, I've ever seen a better shot," Nicklaus said.

"Tiger has been struggling. He found himself in a position in a tournament and it was either fish or cut bait. He had one place to land the ball. He's playing a shot that, if he leaves it short, he's going to leave himself, again, a very difficult shot. If he hits it long, he's going to probably (go in the water and) lose the Tournament.

"He lands the ball exactly where it has to land. It doesn't make a difference whether it went in the hole or not. Going in the hole was a bonus."

Woods assumed the lead by himself when Sabbatini bogeyed No. 16 out of a bunker, and he closed the door on him for good by dropping a 9-foot birdie putt at No. 18.

"Today was fun because I striped it," Woods said. "I had it all today. Whatever club I wanted to hit, I could hit."

Stats Leaders

Driving distance: J.B. Holmes (308.4)

Fairways hit: K.J. Choi, Brian Davis (47/56)

Greens in regulation: Charl Schwartzel, Tiger Woods (53/72)

Scrambling: Aaron Baddeley (22/31)

Putts per round: Spencer Levin (25)

2012 Memorial Tournament

Dates: May 31-June 3

Purse: \$6,200,000

Par: 36-36—72

FedExCup Points To Winner: 500

Yardage: 7,366

Leaders

First round – Scott Stallings 66; Erik Compton, Spencer Levin 67.

Second round – Rory Sabbatini 138; Levin, Stallings, Tiger Woods 139; Jim Furyk, Daniel Summerhays 140.

Third round – Levin 208; Sabbatini 209; Rickie Fowler 211; Woods 212.

Cut – 72 players from a starting field of 120 at 3-over-par 147 or better.

Weather – Thursday: Mostly sunny and pleasant with highs in the mid-70s. **Friday:** Overcast with periods of heavy rain and temperatures in the low 60s dropping into the 50s in late afternoon. Winds 15-20 mph gusting to 28 mph. Heavy rain suspended play from 9:44-11:32 a.m. (1 hour, 48 minutes). **Saturday:** Clear with morning temperatures in the 50s. Partly cloudy in the afternoon with a high of 70 degrees and 15-20 mph winds gusting to 30 mph. **Sunday:** Mostly sunny with temperatures reaching the high 70s and 15-20 mph winds gusting to 28 mph.

1. Tiger Woods	70-69-73-67-279	\$1,116,000.00	38. Jeff Overton	72-72-78-70-292	24,800.00
2. Andres Romero	69-73-72-67-281	545,600.00	Nick O'Hern	74-73-74-71-292	24,800.00
Rory Sabbatini	69-69-71-72-281	545,600.00	Greg Chalmers	71-71-77-73-292	24,800.00
4. Daniel Summerhays	69-71-74-69-283	272,800.00	Brendon de Jonge	73-71-74-74-292	24,800.00
Spencer Levin	67-72-69-75-283	272,800.00	Troy Matteson	72-69-76-75-292	24,800.00
6. Matt Every	69-75-71-69-284	215,450.00	Erik Compton	67-75-75-75-292	24,800.00
Jonathan Byrd	71-70-72-71-284	215,450.00	Johnson Wagner	72-72-73-75-292	24,800.00
8. Justin Rose	73-72-71-69-285	192,200.00	Ryan Moore	70-73-71-78-292	24,800.00
9. Greg Owen	72-71-76-67-286	167,400.00	46. Adam Scott	70-72-77-74-293	17,577.00
Aaron Baddeley	69-72-73-72-286	167,400.00	Rod Pampling	72-74-73-74-293	17,577.00
Ryo Ishikawa	72-70-71-73-286	167,400.00	Lucas Glover	74-68-75-76-293	17,577.00
12. Luke Donald	71-73-75-68-287	142,600.00	Henrik Stenson	74-68-71-80-293	17,577.00
13. J.B. Holmes	72-75-74-67-288	119,866.67	50. Fred Couples	74-73-76-71-294	15,438.00
Bo Van Pelt	73-69-75-71-288	119,866.67	Steve Stricker	73-70-75-76-294	15,438.00
Jim Furyk	72-68-75-73-288	119,866.66	52. Bud Cauley	70-76-77-72-295	14,539.00
16. Davis Love III	74-72-71-72-289	99,200.00	Charlie Wi	71-75-75-74-295	14,539.00
Kevin Stadler	72-73-71-73-289	99,200.00	Seung-yul Noh	72-73-75-75-295	14,539.00
Vijay Singh	72-73-69-75-289	99,200.00	Rickie Fowler	71-71-69-84-295	14,539.00
19. Hunter Mahan	72-73-77-68-290	72,540.00	56. Robert Allenby	73-74-77-72-296	14,074.00
K.J. Choi	74-71-77-68-290	72,540.00	Jhonattan Vegas	74-73-75-74-296	14,074.00
John Huh	71-74-76-69-290	72,540.00	58. Geoff Ogilvy	71-74-79-73-297	13,702.00
Charl Schwartzel	73-72-73-72-290	72,540.00	Marc Leishman	72-75-75-75-297	13,702.00
Blake Adams	69-77-71-73-290	72,540.00	Ernie Els	70-75-74-78-297	13,702.00
Dustin Johnson	71-71-73-75-290	72,540.00	Chris DiMarco	73-72-73-79-297	13,702.00
25. Branden Grace	74-72-75-70-291	40,776.93	62. Harris English	71-75-80-72-298	13,206.00
Chris Kirk	75-70-75-71-291	40,776.93	Jimmy Walker	72-73-78-75-298	13,206.00
Ricky Barnes	72-72-76-71-291	40,776.93	Brendan Steele	72-75-74-77-298	13,206.00
Brian Davis	73-72-74-72-291	40,776.93	Ryuji Imada	75-72-71-80-298	13,206.00
Cameron Tringale	72-74-73-72-291	40,776.92	66. Brandt Jobe	73-74-79-73-299	12,834.00
Nicolas Colsaerts	72-74-73-72-291	40,776.92	Mark Wilson	70-76-78-75-299	12,834.00
Pat Perez	74-73-72-72-291	40,776.92	68. Scott Piercy	70-75-80-75-300	12,648.00
Stewart Cink	71-73-73-74-291	40,776.92	69. Ben Crane	72-75-74-80-301	12,524.00
David Mathis	71-71-74-75-291	40,776.92	70. Camilo Villegas	73-74-82-74-303	12,338.00
Trevor Immelman	71-70-75-75-291	40,776.92	Robert Garrigus	71-76-79-77-303	12,338.00
David Hearn	70-75-70-76-291	40,776.92			
Scott Stallings	66-73-75-77-291	40,776.92			
Kyle Reifers	71-70-73-77-291	40,776.92			

Did Not Qualify

George McNeill 72-76, Nick Watney 73-75, Bill Haas 73-75, Kevin Chappell 74-74, Will Claxton 74-75, Bubba Watson 75-74, Ben Curtis 70-79, Bryden Macpherson 79-70, James Driscoll 73-76, Kevin Streelman 73-76, Steve Marino 74-75, John Senden 77-72, Kyle Stanley 75-74, Angel Cabrera 75-74, Martin Flores 74-75, Stuart Appleby 77-73, Rory McIlroy 71-79, Keegan Bradley 76-74, Jason Day 74-76, Kelly Kraft 73-77, Charley Hoffman 75-76, Jonas Blixt 74-77, Carl Pettersson 76-75, Kevin Na 76-75, D.A. Points 76-75, Ken Duke 75-76, Chris Couch 75-77, Chris Stroud 74-78, Billy Mayfair 74-78, Kris Blanks 76-76, Michael Thompson 74-79, Jerry Kelly 75-78, Garth Mulroy 77-76, Webb Simpson 78-75, J.J. Killeen 76-77, Colt Knost 78-76, Louis Oosthuizen 75-80, Billy Hurley III 84-71, Tommy Gainey 79-77, Gary Woodland 77-79, Bo Hoag 80-77, Bryce Molder 75-83, Brian Harman 77-82, Mike Weir 83-81, Brandt Snedeker 69-74-WD, Sang-moon Bae 79-WD, Phil Mickelson 79-WD, Tom Gillis 81-WD, Boo Weekley 82-WD.

2011 Memorial Tournament



Round 1

Rory McIlroy, 22 and playing in his second Memorial, birdied three of his last four holes for a 6-under-par 66 and a share of the lead with Chris Riley, who was playing in the Memorial for the first time in nine years.

Despite fast greens and thick rough, 51 players broke par, the most in four years, on a soft course that absorbed nearly 15 inches of rain the previous two months. A deluge a week before the Tournament started prompted Jack Nicklaus to refer to the course as "Lake Muirfield."

Riley made 130 feet worth of putts, third-most in the field, on greens that, despite the ample amount of moisture in the ground, ran a brisk 12 1/2 to 13 feet on the Stimpmeter.

"This is probably the first time the greens are rolling more than 10 all year," said Ben Curtis (70). "Some putts don't have a chance. If they're flat, they're 13. Downhill, maybe 18 to 20."

Round 2

Steve Stricker (67) aced his next-to-last hole, No.8, shot 30 on his last nine holes and finished 36 holes with a three-stroke lead at 9-under 135.

In 11 previous Memorials, Stricker had not finished better than 13th nor lower than 7 under par.

"I've always felt like I've played my butt off to shoot 71 or 72," he said, "and that's kind of the way I was going down the road today, playing hard to shoot over par or right around par – until things turned."

The ace highlighted a 5-under-par run on the final five holes for Stricker, who benefited the first two rounds from the thick rough and fast conditions placing a premium on shotmaking.

"Some of the pin positions out there were very tricky," said McIlroy (72). "The greens are firming up a bit. If you miss these fairways, you don't really have a chance to get it close because the rough is so much thicker than it has been previous years. You've got to hit it really well to give yourself opportunities."

The cut came at 145, equaling the Tournament record, for the second straight year. More than 40 players broke par for the fifth time in the past six rounds.

"I feel like there's a lot of birdies out there," said McIlroy, who had six. "But it's tough to keep it going the whole way around."

Round 3

Stricker built a six-stroke lead at the turn but lost half of it on the homeward nine and settled for a 69 and a three-stroke lead at 12-under 204.

After playing his last nine holes of the second round (the front nine) in 30, Stricker went out in 31 in the third with eagles at Nos.2 and 5. Dating to his first-round ace at No.8, that gave him three eagles in seven holes, each on a hole with a different par.

But Stricker missed six of his last eight greens, bogeyed twice and did not have a birdie to let his pursuers regain some ground.

"It was a perfect start. You couldn't ask for anything more, really," he said. "Just a little disappointing that I kind of let it slip away on the back nine and didn't really finish the round like I had hoped. But, all in all, a good day. Sixty-nine around here is a good score. I've still got a three-shot lead, so I'm in good position."

Round 4

It was *deja vu* for Stricker, who played the front nine in 30 to build a four-stroke lead, then held on to shoot 68, finish 16-under 272 and win by one stroke over Matt Kuchar (65) and Brandt Jobe (65).

For the four rounds, Stricker played the front nine 20 under par and the last three holes 4-over.

Stricker, 44, was in the 13th fairway with a three-stroke lead when dangerous weather suspended play for more than 2 1/2 hours.

"It's hard not to think about those last closing holes and just the unknown," Stricker said. "You don't know what's going to happen with the other players. You don't know how you're going to perform under the gun. You just want to get done."

When play resumed, he missed birdie putts at Nos.13 and 14, bogeyed 15 after hitting his drive out of bounds, saved par out of bunkers at 16 and 17 and, with a two-shot lead, bogeyed 18 after missing the green with his approach, chipping 15 feet past the pin and two-putting.

"It wasn't pretty," he said as he walked off the green and shook Nicklaus' hand.

"After that rain delay, I played pretty tentatively at times," Stricker told reporters later. "I felt like I was just trying to hang on and get it in the house. It's a tough way to play."

Stats Leaders

Driving distance: J.B. Holmes (328.1)

Fairways hit: Luke Donald (48/56)

Greens in regulation: Stewart Cink (56/72)

Scrambling: Brandt Jobe (19/25)

Putts per round: Charlie Wi (25.5)

2011 Memorial Tournament

Dates: June 2-5

Purse: \$6,200,000

Par: 36-36—72

FedExCup Points To Winner: 500

Yardage: 7,352

Leaders

First round – Chris Riley, Rory McIlroy 66; Chris DiMarco, Josh Teater 67.

Second round – Steve Stricker 135; McIlroy, Ricky Barnes, Rod Pampling, Jonathan Byrd 138.

Third round – Stricker 204; Byrd 207; Matt Kuchar, Brandt Jobe 208; McIlroy, Mark Wilson, Shaun Micheel 209.

Cut – 73 players from a starting field of 120 at 1-over-par 145 or better.

Weather – Thursday: Sunny with temperatures in the mid-70s. **Friday:** Partly cloudy with temperatures climbing into the high 70s in the afternoon. **Saturday:** Partly cloudy with temperatures in the high 80s and 10-15 mph winds gusting to 20 mph in the afternoon. **Sunday:** Partly cloudy with temperatures in the mid-80s. A threat of dangerous weather suspended play from 4:22-6:56 p.m. (2 hours, 34 minutes) with 14 players on the course. The round was completed at 8:20 p.m.

1. Steve Stricker	68-67-69-68-272	\$1,116,000.00	Kyle Stanley	72-73-71-70-286	27,900.00
2. Matt Kuchar	69-71-68-65-273	545,600.00	Davis Love III	69-73-72-72-286	27,900.00
Brandt Jobe	71-68-69-65-273	545,600.00	Kevin Chappell	69-73-68-76-286	27,900.00
4. Dustin Johnson	68-73-70-65-276	297,600.00	42. Charley Hoffman	69-74-75-69-287	22,940.00
5. Rory McIlroy	66-72-71-68-277	248,000.00	Bubba Watson	75-69-71-72-287	22,940.00
6. Gary Woodland	72-69-69-68-278	223,200.00	Scott Piercy	75-67-69-76-287	22,940.00
7. Kevin Streelman	74-68-72-66-280	174,116.67	45. Ryuji Imada	71-70-77-70-288	17,732.00
Luke Donald	70-69-73-68-280	174,116.67	Drew Weaver	71-70-75-72-288	17,732.00
John Senden	71-70-71-68-280	174,116.67	Josh Teater	67-72-77-72-288	17,732.00
Webb Simpson	72-70-70-68-280	174,116.67	Bill Haas	71-71-74-72-288	17,732.00
Mark Wilson	70-73-66-71-280	174,116.66	Aaron Baddeley	71-68-75-74-288	17,732.00
Jonathan Byrd	71-67-69-73-280	174,116.66	J.J. Henry	70-75-69-74-288	17,732.00
13. Bo Van Pelt	72-70-72-67-281	112,840.00	51. Chris Couch	70-73-76-70-289	14,284.80
Phil Mickelson	72-70-72-67-281	112,840.00	Arjun Atwal	73-71-74-71-289	14,284.80
Ben Curtis	70-75-69-67-281	112,840.00	Chris DiMarco	67-77-74-71-289	14,284.80
Brett Wetterich	70-71-70-70-281	112,840.00	Jason Bohn	70-71-76-72-289	14,284.80
Hunter Mahan	69-72-69-71-281	112,840.00	Brendan Steele	70-71-76-72-289	14,284.80
18. Brian Davis	73-71-70-68-282	89,900.00	J.B. Holmes	72-72-72-73-289	14,284.80
Ricky Barnes	68-70-74-70-282	89,900.00	Rocco Mediate	68-76-72-73-289	14,284.80
20. D.A. Points	71-72-72-68-283	77,500.00	Matt Bettencourt	68-72-75-74-289	14,284.80
Scott Stallings	68-76-68-71-283	77,500.00	Nick O'Hern	73-72-70-74-289	14,284.80
22. K.J. Choi	70-73-73-68-284	54,405.00	Rod Pampling	72-66-72-79-289	14,284.80
Rickie Fowler	68-73-74-69-284	54,405.00	61. Ernie Els	71-73-75-71-290	13,516.00
Ryan Moore	69-70-75-70-284	54,405.00	62. Marc Leishman	73-71-66-81-291	13,392.00
Kevin Stadler	71-68-75-70-284	54,405.00	63. Johnson Wagner	71-74-77-70-292	12,896.00
Angel Cabrera	70-73-71-70-284	54,405.00	Daniel Summerhays	72-71-80-69-292	12,896.00
Charl Schwartzel	72-71-70-71-284	54,405.00	Robert Karlsson	74-71-76-71-292	12,896.00
Charles Howell III	72-70-70-72-284	54,405.00	Charlie Wi	73-72-73-74-292	12,896.00
Shaun Micheel	69-73-67-75-284	54,405.00	Edoardo Molinari	72-69-76-75-292	12,896.00
30. Chris Riley	66-75-77-67-285	36,845.72	Chez Reavie	75-69-73-75-292	12,896.00
Pat Perez	71-74-73-67-285	36,845.72	Brendon de Jonge	71-73-73-75-292	12,896.00
Bryce Molder	68-73-76-68-285	36,845.72	70. David Duval	72-73-75-76-296	12,400.00
Stewart Cink	68-73-74-70-285	36,845.71	71. Justin Leonard	73-72-79-73-297	12,152.00
Zack Miller	72-73-70-70-285	36,845.71	Robert Garrigus	69-75-74-79-297	12,152.00
Camilo Villegas	73-69-71-72-285	36,845.71	Alex Cejka	71-72-74-80-297	12,152.00
Troy Matteson	73-69-68-75-285	36,845.71			
37. Vijay Singh	73-72-76-65-286	27,900.00			
Blake Adams	71-73-72-70-286	27,900.00			

Did Not Qualify

Tim Petrovic 70-76, Alex Prugh 74-72, Sean O'Hair 76-70, Henrik Stenson 79-67, Robert Allenby 71-75, Cameron Tringale 77-69, Thomas Aiken 75-71, Steve Marino 75-71, Justin Rose 71-75, Martin Laird 75-71, Colt Knost 70-76, Tim Herron 74-73, Jimmy Walker 73-74, Tom Gillis 74-73, Scott McCarron 73-74, Chris Kirk 70-77, Jhonattan Vegas 79-68, Jeff Overton 75-72, Vaughn Taylor 72-76, Spencer Levin 77-71, Ryan Palmer 74-74, Seung-yul Noh 76-72, Billy Mayfair 78-70, Keegan Bradley 76-72, Trevor Immelman 78-70, Tommy Gainey 78-70, Jerry Kelly 78-71, Carl Pettersson 76-73, Bobby Gates 76-73, Todd Hamilton 74-76, Stuart Appleby 75-75, Kenny Perry 80-70, Roland Thatcher 76-74, Fred Couples 79-72, Lucas Glover 72-79, Hunter Haas 77-74, Jim Furyk 77-75, Brett Quigley 80-72, A-Eugene Wong 80-72, Kris Blanks 74-80, Matt Jones 82-75, Mike Weir 76-82, Jin Jeong 76-86, Bill Lunde 74-WD, D.J. Trahan 77-WD, Derek Lamely WD, Joost Luiten 76-DQ.

2010 Memorial Tournament



Round 1

Rickie Fowler, a 21-year-old PGA Tour rookie, shot 7-under-par 65 in his Memorial debut to share a two-stroke lead with Justin Rose and Geoff Ogilvy.

Fowler needed only 12 putts on each nine and responded to his only bogey, on the third hole, with a run of birdie-birdie-eagle-birdie to shoot 31 on the front.

"That really made the round," he said. "I didn't see myself shooting 65. I saw this as being a pretty tough course. So I'm pretty stoked to go out the first Tournament round and put up that number."

A rain-softened course gave up 48 under-par rounds, most in three years. More than an inch of rain fell overnight, and more of it suspended play twice.

"The course is for the taking," said Ogilvy, whose bogey on his next-to-last hole cost him the outright lead. "Perfect greens, a little bit receptive, not too much breeze."

Round 2

Fowler's 66 equaled the best round of the day, his 13-under 131 tied the 36-hole record by Scott Hoch in 1987, and he built a three-stroke lead as 49 players broke par on a day interrupted twice again by storms.

Fowler birdied three of his last four holes to take the largest 36-hole lead in the Memorial since Kenny Perry led by the same margin in 1991.

"Just being in contention the few times I have over the last eight months or so since I turned pro, this is by far the best that I've felt," Fowler said. "I just feel really comfortable getting out and seeing my name on top of the leaderboard. It's not making me feel much nerves at all."

The cut at 1-over 145 tied the Memorial record and was the lowest in 12 years.

Round 3

It was the same story for the third straight day as Fowler kept his three-stroke lead through two more suspensions that ran the total to a record six through three days covering more than 9 1/2 hours.

"It's a bit tiring having long days like this, getting done basically at dark, waking up -- I think I had my alarm set at 6 this morning," Fowler said after making par on the final hole in fading sunlight at 8:30 p.m.

"But my game feels good, so I don't think the breaks and stops have hurt or helped it."

With golfers allowed to lift, clean and place for the first time in the Tournament, Fowler shot 69 without a bogey and stood at 16-under 200. Ricky Barnes had a 62 for a share of second place at 203. Barnes' 18-hole score was one stroke off the Memorial record set by John Huston in 1996.

Round 4

Rose shot a bogey-free 66 and finished at 18-under 270 total for a three-stroke victory over Fowler (73) on a sunny, windy day.

Rose, 29, became the first British golfer to win the Memorial with his first victory on the American tour.

"To win here at the Memorial, at Jack's Tournament, I couldn't think of a better place to win my first tournament," he said.

Rose, who started four strokes off the lead, erased his deficit when he birdied four of his last five holes on the front nine and Fowler bogeyed No. 10.

Fowler, bidding to become the youngest Memorial winner, then bounced his 5-iron tee shot at No. 12 off the front bank and into the pond. The double bogey that resulted handed Rose a two-stroke advantage. It was Fowler's first time out of the lead in 49 holes.

"I was just trying to aim at the back bunker and cut it off a little bit there," Fowler said. "The ball started going where I wasn't trying to."

"I just made a bad swing and paid for it."

Rose pulled away from there by making birdie putts of 12 and 13 feet at Nos. 14 and 16. He one-putted 11 greens, including eight in a row on Nos. 3-10.

A morning storm that increased the week's rainfall at the course to 2 1/2 inches was followed by winds that greased the greens and played havoc with shots. The scoring average of 73.085 was more than two strokes higher than the previous day's.

Rose credited a change in swing coaches the previous summer with helping him become a better player in the wind.

"That is honestly one of the biggest things this year," he said. "I feel like I've been able to control my ball flight much more in the wind."

Stats Leaders

Driving distance: J.B. Holmes (308.8)

Fairways hit: Ryan Moore (49/56)

Greens in regulation: Brendon de Jonge (49/56)

Scrambling: Bo Van Pelt (17/20)

Putts per round: Matt Jones (26.5)

2010 Memorial Tournament

Dates: June 3-6

Purse: \$6,000,000

Par: 36-36—72

FedExCup Points To Winner: 500

Yardage: 7,366

Leaders

First round – Rickie Fowler, Geoff Ogilvy, Justin Rose 65; Jason Day, Phil Mickelson, Andres Romero, Rory Sabbatini, Michael Letzig 67.

Second round – Fowler 131; Rose 134; Jim Furyk, Tim Petrovic 135; Day, Spencer Levin 136; Stewart Cink 137.

Third round – Fowler 200; Petrovic, Ricky Barnes 203; Rose 204; Brendon de Jonge 205.

Cut – 71 players from a starting field of 120 at 1-over-par 145 or better.

Weather – Thursday: Partly cloudy and humid with temperatures reaching the low 80s. Thunderstorms suspended play from 9:16-11:20 a.m. (2 hours, 4 minutes) and from 3:23-3:57 p.m. (34 minutes), and the round was completed at 9:09 p.m. **Friday:** Partly cloudy with temperatures in the mid-80s and wind gusts to 22 mph in the afternoon. A threat of dangerous weather suspended play from 2:24-2:48 p.m. (24 minutes) and from 5:48-6:23 p.m. (35 minutes). **Saturday:** Thunderstorms delayed the start of the third round until 11:45 a.m. and suspended play from 3:31-5:15 p.m. (1 hour, 44 minutes). The round was completed at 8:30 p.m. **Sunday:** Mostly sunny with high temperatures in the low 70s and 15-20 mph winds gusting to 29 mph.

1. Justin Rose	65-69-70-66-270	\$1,080,000.00	Jason Day	67-69-72-78-286	30,375.00
2. Rickie Fowler	65-66-69-73-273	648,000.00	Spencer Levin	68-68-71-79-286	30,375.00
3. Bo Van Pelt	70-69-68-69-276	348,000.00	Kevin Streelman	70-73-74-69-286	30,375.00
Ricky Barnes	70-71-62-73-276	348,000.00	John Senden	73-72-73-68-286	30,375.00
5. Ryan Moore	70-69-70-68-277	219,000.00	41. Tom Lehman	70-73-70-74-287	21,600.00
Phil Mickelson	67-71-70-69-277	219,000.00	Tom Gillis	71-72-71-73-287	21,600.00
Tim Petrovic	69-66-68-74-277	219,000.00	Bill Haas	73-70-71-73-287	21,600.00
8. Matt Kuchar	71-68-69-70-278	180,000.00	Geoff Ogilvy	65-77-69-76-287	21,600.00
Stewart Cink	70-67-71-70-278	180,000.00	Nathan Green	72-72-67-76-287	21,600.00
10. Jim Furyk	68-67-72-72-279	156,000.00	Peter Hanson	71-71-74-71-287	21,600.00
Rory McIlroy	72-68-68-71-279	156,000.00	47. Jerry Kelly	72-70-72-74-288	15,864.00
12. Rory Sabbatini	67-73-70-70-280	117,600.00	Aaron Baddeley	71-71-71-75-288	15,864.00
Vijay Singh	71-72-66-71-280	117,600.00	Zach Johnson	73-68-73-74-288	15,864.00
Jeff Overton	69-70-68-73-280	117,600.00	Greg Chalmers	74-70-70-74-288	15,864.00
Brendon de Jonge	71-69-65-75-280	117,600.00	Woody Austin	71-73-72-72-288	15,864.00
Sean O'Hair	68-71-68-73-280	117,600.00	52. Davis Love III	72-72 69 76-289	14,160.00
17. Steve Stricker	69-70-71-71-281	93,000.00	K.J. Choi	69-74-71-75-289	14,160.00
Kenny Perry	71-68-68-74-281	93,000.00	Fredrik Jacobson	68-75-73-73-289	14,160.00
19. Pat Perez	71-70-71-70-282	75,300.00	55. J.P. Hayes	72-70-72-76-290	13,560.00
Steve Marino	68-71-71-72-282	75,300.00	Brett Quigley	70-70-75-75-290	13,560.00
Thongchai Jaidee	71-70-69-72-282	75,300.00	Kevin Sutherland	72-72-72-74-290	13,560.00
Tiger Woods	72-69-69-72-282	75,300.00	Kevin Stadler	69-75-72-74-290	13,560.00
23. Chad Collins	73-72-68-71-284	53,400.00	Tim Herron	71-73-74-72-290	13,560.00
Andres Romero	67-75-70-72-284	53,400.00	60. Henrik Stenson	73-70-72-76-291	13,020.00
D.A. Points	73-71-68-72-284	53,400.00	Vaughn Taylor	75-69-71-76-291	13,020.00
Y.E. Yang	70-74-67-73-284	53,400.00	Martin Laird	72-71-73-75-291	13,020.00
Bryce Molder	74-71-71-68-284	53,400.00	D.J. Trahan	73-69-77-72-291	13,020.00
28. Alex Cejka	71-67-74-73-285	40,800.00	64. Matt Jones	70-71-73-78-292	12,660.00
J.B. Holmes	68-74-71-72-285	40,800.00	John Merrick	73-72-74-74-292	12,660.00
Ben Curtis	73-72-69-71-285	40,800.00	66. Mark Calcavecchia	72-72-74-75-293	12,480.00
Carl Pettersson	69-70-76-70-285	40,800.00	67. Brian Davis	71-73-73-77-294	12,360.00
Camilo Villegas	77-68-70-70-285	40,800.00	68. Charley Hoffman	72-71-72-80-295	12,180.00
33. Dustin Johnson	72-69-73-72-286	30,375.00	Tim Clark	70-71-75-79-295	12,180.00
Adam Scott	70-70-75-71-286	30,375.00	70. Brett Wetterich	71-74-77-74-296	12,000.00
Tom Pernice, Jr.	72-67-70-77-286	30,375.00	71. Erik Compton	73-72-72-82-299	11,880.00
Bubba Watson	69-73-74-70-286	30,375.00			

Did Not Qualify

Mathew Goggin 73-73, George McNeill 74-72, John Mallinger 76-70, Billy Mayfair 73-73, Troy Merritt 74-72, Rod Pampling 76-70, Graham DeLaet 75-71, Ernie Els 74-72, Derek Lamely 75-72, Robert Allenby 74-73, Stuart Appleby 73-74, Seung-yul Noh 75-72, Wenchong Liang 72-75, Jeff Maggert 74-73, Hunter Mahan 75-72, Brandt Snedeker 75-72, Jeev Milkha Singh 74-74, Ryuji Imada 72-76, Kevin Johnson 73-75, Matt Hill 72-76, Jason Dufner 74-74, Webb Simpson 73-75, Michael Letzig 67-81, Angel Cabrera 73-75, Chris Couch 73-75, Boo Weekley 72-76, Jonathan Byrd 72-76, Michael Sim 69-79, A-Byeong Hun An 77-71, Joe Ogilvie 73-76, Troy Matteson 75-74, Kris Blanks 71-78, Lucas Glover 76-74, Marc Leishman 76-75, Blake Adams 72-79, James Nitties 74-78, Jimmy Walker 74-78, Jason Bohn 74-78, Brad Faxon 73-79, Mike Weir 77-75, Josh Teater 73-80, Mark Wilson 75-79, Alex Prugh 74-80, Nick Watney 74-82, Chris Wilson 78-79, Chris Smith 78-79, Sam Saunders 83-74, David Duval 79-79, Steve Flesch 79-80.

2009 Memorial Tournament



Round 1

First off the tee in the morning, Luke Donald took advantage of beautiful weather and receptive greens to shoot 8-under-par 64 and take a three-stroke lead.

In tying the Memorial's first-round scoring record, Donald holed out twice for birdie from off the green and putted only 20 times, one off the Memorial record. He one-putted 12 greens, five to save par, and none of his five birdie putts was longer than 10 feet. He birdied six holes in a row and eight of nine.

Donald came into the Tournament with the best putts-per-green average (1.697) on the PGA Tour.

After bogeying No. 1 and holing out for birdie from 48 yards at No. 2, he said "it was just kind of a normal, everyday round until I got to the eighth and made a nice putt from the fringe from (12 feet). That kind of sparked off a run of six birdies. I just really got on a hot streak. That doesn't happen very often, but when you get on that roll, it feels pretty good."

Round 2

Sun, low humidity and intermittent winds baked the greens and kept the front-runners from digging any farther under par than Donald did in the first round. Jim Furyk (70), the 2002 Memorial winner, made a slick, downhill birdie putt at No. 18 to finish 7-under 137 and share the lead with Jonathan Byrd (68).

"I can't imagine (the greens) being any quicker at the U.S. Open" in two weeks, said Furyk, who was the only one of the top six on the leader board to play in the afternoon. "With the slopes we have on these greens . . . I think we're at our max. I hope we're at our max."

Furyk's playing partner, Mark Wilson (70), had his downhill 6-footer at 18 trickle by the cup and finished one shot off the lead with Mike Weir.

"I was just trying to tap it, get it rolling at the left edge," Wilson said. "Sometimes when you're hitting it that soft, it's hard to get it started on line. . . . You're actually playing defensive a little bit. You want to make it, but if you take the speed where you want to make it, here that putt could probably go 12 feet past the hole. You've got to be a little careful."

Round 3

Wilson (69) and Matt Bettencourt (68), in the field on a sponsor's exemption, shared a one-stroke lead at 9-under 207. Major champions Furyk, Davis Love III,

Ernie Els, Tiger Woods and Geoff Ogilvy were among eight golfers within four strokes of them.

"If you expect to win, you're going to have to beat the best, and the best are here," said Bettencourt, who a year earlier was playing on the Nationwide Tour.

Ogilvy took advantage of a 9 a.m. tee time to shoot 63, a third-round record, and jump from 57th to fifth place.

"The wind wasn't blowing and the greens were perfect," he said. "If you were going to shoot a low score, this morning was the time to do it."

Round 4

Less than a year after reconstructive surgery on his left knee, Woods became the Memorial's first four-time champion, shooting a 65 to finish 12-under 276 for a one-stroke victory over Furyk (69).

"I knew I could do this. It's just a matter of, 'Give me a little bit of time,'" Woods said.

Woods, 33, did not miss a fairway and had 25 putts in matching the Memorial's lowest final-round score by a winner.

"I've been hitting the ball well all week," he said.

"I really controlled my flight and felt in control with shaping the ball both ways. That's when you feel like you're in control of what you're doing."

Woods erased a four-stroke deficit with four birdies in his first seven holes. As other contenders self-destructed behind him, he won a dogfight on the back nine with birdies at the last two holes. A two-putt birdie at No. 15 gave him a one-shot lead that he lost with a bogey out of the bunker at 16. But he birdied from 9 feet at 17 and from a foot at 18.

"There was a whole bunch of guys piled up, and a lot of guys went south at the end except for Tiger," Furyk said. "My hat's off to him. Birdieing the last two is pretty special. Those pins weren't in easy spots."

Woods (32) and Furyk (33) were the only contenders to break par on the back nine on another dry and windy day. Furyk also birdied 18.

"You can get in trouble here pretty easily," Woods said. "Marginal shots just weren't going to hold fairways and they weren't going to hold greens. You had to hit the ball well and really have some pretty good touch on the greens."

Stats Leaders

Driving distance: Dustin Johnson (318)

Fairways hit: Jim Furyk (50/56)

Greens in regulation: Ernie Els (55/72)

Scrambling: Jonathan Byrd (14/18)

Putts per round: Jose Maria Olazabal (25.5)

2009 Memorial Tournament

Dates: June 4-7

Purse: \$6,000,000

Par: 36-36—72

FedExCup Points To Winner: 500

Yardage: 7,366

Leaders

First round – Luke Donald 64; Thomas Aiken, Jason Day, Jim Furyk, Ted Purdy 67.

Second round – Furyk, Jonathan Byrd 137; Mike Weir, Mark Wilson 138; Matt Bettencourt, Ryuji Imada 139.

Third round – Bettencourt, Wilson 207; Byrd, Furyk 208; Geoff Ogilvy, Davis Love III 209.

Cut – 77 players from a starting field of 120 at 4-over-par 148 or better.

Weather – Mostly sunny with a light breeze every day. Temperatures in the mid- to high 70s Thursday through Saturday and rising as high as 84 Sunday.

1. Tiger Woods	69-74-68-65-276	\$1,080,000.00	41. Steve Flesch	73-75-74-69-291	22,800.00
2. Jim Furyk	67-70-71-69-277	648,000.00	Y. E. Yang	73-72-74-72-291	22,800.00
3. Jonathan Byrd	69-68-71-72-280	348,000.00	Robert Allenby	72-76-68-75-291	22,800.00
Mark Wilson	68-70-69-73-280	348,000.00	Ben Curtis	71-71-72-77-291	22,800.00
5. Matt Kuchar	73-67-71-71-282	219,000.00	45. Johnson Wagner	69-74-76-73-292	18,600.00
Davis Love III	72-68-69-73-282	219,000.00	Tom Lehman	71-74-74-73-292	18,600.00
Matt Bettencourt	71-68-68-75-282	219,000.00	Lucas Glover	75-69-72-76-292	18,600.00
8. Stewart Cink	68-72-72-71-283	180,000.00	48. Jeff Quinney	75-72-74-72-293	15,264.00
Ernie Els	70-70-71-72-283	180,000.00	Lee Janzen	72-73-75-73-293	15,264.00
10. Will MacKenzie	70-73-73-68-284	150,000.00	Charley Hoffman	71-72-76-74-293	15,264.00
Mike Weir	69-69-75-71-284	150,000.00	Webb Simpson	73-71-73-76-293	15,264.00
Geoff Ogilvy	72-74-63-75-284	150,000.00	D. J. Trahan	73-74-69-77-293	15,264.00
13. K.J. Choi	73-70-72-70-285	126,000.00	53. Ian Poulter	75-71-74-74-294	13,890.00
14. Jerry Kelly	72-72-75-67-286	90,133.34	John Senden	71-74-74-75-294	13,890.00
Nick Watney	73-71-74-68-286	90,133.34	Martin Kaymer	71-76-72-75-294	13,890.00
Daniel Chopra	72-69-73-72-286	90,133.34	Tom Pernice, Jr.	71-74-73-76-294	13,890.00
Ryuji Imada	70-69-74-73-286	90,133.33	A-Reinier Saxton	69-75-72-78-294	–
Chris DiMarco	73-67-73-73-286	90,133.33	58. Nicholas Thompson	69-75-78-73-295	13,320.00
Dustin Johnson	73-68-72-73-286	90,133.33	Zach Johnson	71-73-75-76-295	13,320.00
Hunter Mahan	74-69-70-73-286	90,133.33	David Duval	71-74-74-76-295	13,320.00
Luke Donald	64-76-72-74-286	90,133.33	Marc Leishman	74-74-70-77-295	13,320.00
Michael Letzig	72-70-69-75-286	90,133.33	Steve Lowery	75-71-71-77-295	13,320.00
23. Kevin Sutherland	69-75-73-70-287	55,200.00	63. Brett Quigley	74-73-78-71-296	12,660.00
Alex Cejka	73-68-73-73-287	55,200.00	Tim Herron	75-73-76-72-296	12,660.00
Steve Marino	68-72-73-74-287	55,200.00	Nick O'Hern	73-73-76-74-296	12,660.00
Bubba Watson	71-71-70-75-287	55,200.00	George McNeill	76-69-75-76-296	12,660.00
27. Kenny Perry	72-73-75-68-288	40,800.00	Paul Casey	73-70-75-78-296	12,660.00
Woody Austin	75-70-73-70-288	40,800.00	Chez Reavie	71-74-72-79-296	12,660.00
Charl Schwartzel	72-68-77-71-288	40,800.00	69. Jeff Klauk	76-71-79-73-299	12,120.00
Steve Stricker	70-74-73-71-288	40,800.00	Mark Brooks	75-73-76-75-299	12,120.00
Mathew Goggin	73-73-70-72-288	40,800.00	Bill Haas	74-72-77-76-299	12,120.00
Jason Day	67-73-75-73-288	40,800.00	72. Stuart Appleby	72-74-76-78-300	11,820.00
Rod Pampling	69-71-74-74-288	40,800.00	D.A. Points	75-70-75-80-300	11,820.00
34. Camilo Villegas	71-74-73-71-289	33,150.00	74. Scott McCarron	74-74-82-71-301	11,580.00
Kevin Na	71-72-73-73-289	33,150.00	Marc Turnesa	72-73-78-78-301	11,580.00
36. Ted Purdy	67-79-75-69-290	28,260.00	76. Rocco Mediate	73-70-81-78-302	11,340.00
Richard Sterne	74-71-74-71-290	28,260.00	Erik Compton	72-75-74-81-302	11,340.00
Jeff Overton	76-69-71-74-290	28,260.00			
Jose Maria Olazabal	74-74-68-74-290	28,260.00			
Troy Matteson	69-73-71-77-290	28,260.00			

Did Not Qualify

Billy Mayfair 74-75, Tim Petrovic 76-73, John Mallinger 75-74, Ken Duke 76-74, Thomas Aiken 67-83, Jason Dufner 77-73, Fredrik Jacobson 77-73, Jesper Parnevik 81-69, Vijay Singh 75-75, Cliff Kresge 79-72, James Nitties 73-78, Shaun Micheel 73-78, Bo Van Pelt 81-70, Todd Hamilton 73-78, Carl Pettersson 73-78, Mark Calcavecchia 72-79, Charles Howell III 75-77, Richard S. Johnson 76-76, Greg Owen 74-78, Bart Bryant 73-79, Padraig Harrington 75-77, Chris Stroud 77-75, Danny Lee 79-73, Kevin Streelman 77-76, Peter Lonard 77-76, Aaron Baddeley 79-74, J.B. Holmes 82-72, Ryan Moore 75-80, Brian Davis 78-77, Justin Rose 80-75, Charles Warren 77-78, James Kamte 77-78, Chris Wilson 79-77, Ryan Palmer 80-76, John Rollins 80-77, James Driscoll 77-80, Adam Scott 77-81, Parker McLachlin 81-78, Kevin Chappell 86-75, Brad Faxon 83-78, Sean O'Hair 76-WD, Billy Andrade 76-WD, Scott Piercy 79-WD.

2008 Memorial Tournament



Round 1

Mathew Goggin, a 33-year-old Australian playing his first Memorial, birdied four of his last eight holes, saved par from off the green at No.18 and finished with a 7-under-par 65 for a one-stroke lead.

Goggin hit only 11 greens in regulation but scrambled well with 22 putts. He holed shots from off the green on two of his last six holes and one-putted three others.

"I've been playing really consistently," Goggin said. "I've hit the ball well all year, really, and I've had a lot of good rounds. I'm starting to putt more consistently. So there's no reason I couldn't do it for another three days."

Jerry Kelly (66) played in a threesome with Goggin on a picture-perfect day and said it was the first day of the year either could remember that there was no wind. Kelly shared second place with Kenny Perry.

"I can't think of a tournament I've played without at least 10 mph wind," Kelly said. To have this, there's nothing else in your mind except for hitting your shot."

Thirteen players shot in the 60s, but eight shot 80 or higher, and the field's scoring average of 73.73 was the highest in a round in five years.

Round 2

Perry survived a wind-whipped afternoon with a 71 that gave the two-time Memorial winner a share of the lead with Goggin (72) at 7-under 137.

Winds gusting to 25 mph added to the challenge already posed by fast fairways, high rough, furrowed bunkers and slick greens. The result was the highest scoring average (75.856) and cut score (150) in 18 years.

"You had to have a lot of patience," Perry said. "I'm very tired. I'm mentally tired right now. That was a very stressful round to hang in there and keep it together."

Only 15 golfers broke par, fewest in a round in five years, and it was after 6 p.m. before a player posted a score better than 70 (J.B. Holmes with a 69).

Goggin had seven birdies, five pars, five bogeys and a double bogey but managed to stay atop the leader board for a second consecutive day.

"I'm sort of a very impatient person," he said. "But as you get older and get a bit more experience, you just have a different approach, a little bit more relaxed. You don't try and force it."

Round 3

Overnight rain totaling 1 3/4 inches softened the course somewhat on another windy day, with gusts as strong as 32 mph. Goggin persevered through it – and a rain delay of nearly 2 1/2 hours – to shoot 71 and take a three-stroke lead at 8-under 208.

Goggin birdied two of his first three holes to build a three-stroke lead and did not trail after that. Perry (74) had five bogeys to fall to second with four others.

"It's definitely his tournament to win," Perry said. "If he shoots 75, then the door is wide open for everybody."

Goggin, winless in 6 1/2 years on the PGA Tour, was trying to become the first Memorial champion to lead wire to wire, and the first in 32 years to win the Tournament in his first attempt. The only player to do it was Roger Maltbie in the inaugural event in 1976.

"I've been working toward this a long time," he said, "and it's probably the hardest thing in the world to do."

Round 4

Perry played what he called perhaps the best round of his career, a near-flawless 69 in swirling wind to finish 8-under 280 and win by two strokes over four others. It was the highest winning score in the Memorial in 18 years.

Perry, 47, became the Memorial's oldest champion and joined Tiger Woods as a three-time winner.

"The magic always happens for me here," he said.

Goggin (74) bogeyed twice in his first four holes to lose the lead. Perry, Mike Weir (71), Justin Rose (71), Matt Kuchar (77) and Jerry Kelly (71) all held at least a share of the lead over the next six holes before Perry seized it for good when the wind held Weir's approach at No.10 short of the green and he bogeyed.

Perry, 8-under after birdieing Nos.5, 6 and 9, held his advantage with par saves from the sand at 12 and the rough at 14. He increased his lead to three strokes with a birdie at 15. A bogey at 17 proved inconsequential.

"I saw a lot of guys struggling (in the wind), putting the ball where they shouldn't put it," Tournament host Jack Nicklaus said. "Kenny was the only one that never looked like he put himself in a position to get in trouble. He looked like a guy who knew what he was doing and knew the golf course."

Stats Leaders

Driving distance: J.B. Holmes (311.4)

Fairways hit: Jon Mills (50/56)

Greens in regulation: Jon Mills (52/72)

Scrambling: Luke Donald (25/36)

Putts per round: John Mallingier, Joe Ogilvie (25)

2008 Memorial Tournament

Dates: May 29-June 1

Purse: \$6,000,000

Par: 36-36—72

FedExCup Points To Winner: 500

Yardage: 7,366

Leaders

First round – Mathew Goggin 65; Kenny Perry, Jerry Kelly 66; Brett Quigley, Rod Pamplung 67.

Second round – Goggin, Perry 137; Kelly 138; Luke Donald 139.

Third round – Goggin 208; Perry, Kelly, Mike Weir, Justin Rose, Matt Kuchar 211; Nick O'Hern 212.

Cut – 76 players from a starting field of 120 at 6-over-par 150 or better.

Weather – Thursday: Sunny with temperatures in the high 60s to mid-70s. **Friday:** Sunny with temperatures rising into the low 80s in the afternoon. Winds increased in the afternoon, 12-18 mph gusting to 25 mph. **Saturday:** Temperatures in the high 70s and 15-20 mph winds gusting to 32 mph. A threat of dangerous weather suspended play from 1:39-4:04 p.m. (2 hours, 25 minutes). The round was completed at 8:09 p.m. **Sunday:** Partly cloudy with temperatures in the high 70s and 10-15 mph winds gusting to 20 mph.

1. Kenny Perry	66-71-74-69-280	\$1,080,000.00	39. John Rollins	71-76-76-70-293	24,000.00
2. Jerry Kelly	66-72-73-71-282	396,000.00	Chris MiMarco	75-72-73-73-293	24,000.00
Justin Rose	68-73-70-71-282	396,000.00	Todd Hamilton	70-76-74-73-293	24,000.00
Mathew Goggin	65-72-71-74-282	396,000.00	Sean O'Hair	75-75-69-74-293	24,000.00
Mike Weir	71-72-68-71-282	396,000.00	Ryuji Imada	75-72-72-74-293	24,000.00
6. Rocco Mediate	70-73-74-69-286	201,000.00	Jim Furyk	71-74-73-75-293	24,000.00
Steve Lowery	70-70-75-71-286	201,000.00	45. Sergio Garcia	72-77-75-70-294	19,800.00
Luke Donald	68-71-74-73-286	201,000.00	46. Richard Green	72-75-77-71-295	16,045.72
9. Geoff Ogilvy	69-71-73-74-287	174,000.00	Tim Petrovic	73-75-76-71-295	16,045.72
10. Cliff Kresge	73-73-74-68-288	120,666.67	Zach Johnson	71-79-72-73-295	16,045.72
John Mallinger	71-74-74-69-288	120,666.67	Bart Bryant	76-74-71-74-295	16,045.71
Ryan Moore	73-71-75-69-288	120,666.67	Arron Oberholser	77-71-73-74-295	16,045.71
Brett Quigley	67-78-74-69-288	120,666.67	Fred Couples	72-71-77-75-295	16,045.71
Robert Allenby	69-76-72-71-288	120,666.67	Ben Curtis	76-72-71-76-295	16,045.71
Carl Pettersson	68-75-74-71-288	120,666.67	53. K. J. Choi	76-74-74-72-296	13,824.00
Joe Ogilvie	69-75-71-73-288	120,666.66	Ian Poulter	75-72-76-73-296	13,824.00
Nick O'Hern	70-70-72-76-288	120,666.66	Ken Duke	71-77-75-73-296	13,824.00
Matt Kuchar	68-72-71-77-288	120,666.66	Tim Wilkinson	72-75-75-74-296	13,824.00
19. Tom Lehman	76-70-72-71-289	84,000.00	Daniel Chopra	76-68-76-76-296	13,824.00
20. Nathan Green	75-71-73-71-290	65,000.00	58. Paul Casey	76-71-79-71-297	13,380.00
Rod Pamplung	67-74-77-72-290	65,000.00	Aaron Baddeley	74-76-75-72-297	13,380.00
Jason Bohn	72-71-74-73-290	65,000.00	60. Tom Pernice, Jr.	71-75-82-70-298	13,140.00
Phil Mickelson	72-75-70-73-290	65,000.00	Davis Love III	74-74-77-73-298	13,140.00
Stuart Appleby	72-76-68-74-290	65,000.00	62. D. J. Trahan	73-76-78-72-299	12,900.00
J. B. Holmes	74-69-70-77-290	65,000.00	Travis Perkins	76-74-75-74-299	12,900.00
26. Jon Mills	73-76-74-68-291	45,300.00	64. Jin Park	75-75-76-75-301	12,660.00
Pat Perez	70-73-73-75-291	45,300.00	Chez Reavie	73-77-76-75-301	12,660.00
Nick Watney	68-80-68-75-291	45,300.00	66. Kevin Na	75-72-73-82-302	12,480.00
Vaughn Taylor	71-73-70-77-291	45,300.00	67. John Senden	71-78-73-81-303	12,360.00
30. Trevor Immelman	72-78-73-69-292	34,133.34	68. Dustin Johnson	75-73-77-79-304	12,240.00
Jeff Quinney	71-79-71-71-292	34,133.34	69. Brett Wetterich	76-73-81-75-305	12,000.00
George McNeill	73-73-75-71-292	34,133.34	Shaun Micheel	71-77-78-79-305	12,000.00
Mark Wilson	73-74-74-71-292	34,133.33	Lee Janzen	74-76-75-80-305	12,000.00
Bo Van Pelt	71-76-73-72-292	34,133.33	72. Charley Hoffman	74-74-76-82-306	11,760.00
Johnson Wagner	78-67-74-73-292	34,133.33	73. Dean Wilson	78-72-83-74-307	11,580.00
Dudley Hart	73-73-71-75-292	34,133.33	Woody Austin	71-76-76-84-307	11,580.00
Stewart Cink	71-77-69-75-292	34,133.33	75. Parker McLachlin	73-77-76-82-308	11,400.00
Bill Haas	74-72-69-77-292	34,133.33	76. Anton Haig	71-79-83-78-311	11,280.00

Did Not Qualify

Lucas Glover 74-77, Brandt Snedeker 76-75, Fredrik Jacobson 79-72, Jeff Overton 73-78, Brian Davis 70-81, Ernie Els 73-78, Jason Gore 76-76, Jonathan Byrd 76-76, Cameron Beckman 76-76, Greg Kraft 71-81, Hunter Mahan 76-76, Steve Marino 76-76, J.J. Henry 76-77, Y.E. Yang 77-76, Boo Weekley 76-77, Frank Lickliter II 77-77, Charles Howell III 74-80, Mark Brooks 80-74, Jason Day 73-82, Robert Garrigus 80-76, Bubba Watson 72-84, Billy Mayfair 77-79, Mark Calcavecchia 72-84, Matt Jones 77-79, Troy Matteson 76-81, Steve Flesch 76-81, John Merrick 80-77, Billy Andrade 72-85, Chad Campbell 76-81, Paul Azinger 80-78, Mark Hensby 74-84, Nicholas Thompson 75-83, David Duval 80-78, A-Drew Weaver 79-80, Graeme Storm 79-81, Charles Warren 84-76, Bob Sowards 78-82, James Kingston 76-85, Marco Dawson 81-80, James Driscoll 80-83, Justin Bolli 79-85, Larry Mize 77-88, Brian Bateman 78-WD, Briny Baird 77-WD.

2007 Memorial Tournament



Round 1

Despite deeper fairway bunkers and a second straight year of furrowed sand, a cloudy sky and humid air made the course a soft touch and 57 players broke par, the most in a round in five years.

Twenty-nine golfers broke 70, led by Sean O'Hair, Rod Pampling and left-hander Nick O'Hern, who shared the lead at 7-under-par 65. Five others shot 66.

Pampling had nine birdies, and O'Hair and O'Hern eight apiece.

"I think it's softer than probably they want to play it," O'Hair said. "The sun is not quite out. It's kind of hiding behind the clouds. If the sun pops out and starts baking the course out a little bit, I think it will be a lot tougher."

Round 2

Playing in the morning calm, before a breeze freshened in the afternoon, Adam Scott had a Memorial-record 11 birdies, shot 62 and passed 30 golfers to take a two-stroke lead at 12-under 132.

Scott's 18-hole score and 36-hole total were one stroke short of Memorial records. He missed three putts inside 7 feet, two for birdie and one for eagle.

"I've shot 62 a few times but never lower," Scott said. "Today, my ball-striking and distance control and everything were pretty much spot-on. . . . Probably the best ball-striking round that I can remember." He missed two fairways and two greens.

Scott finished before the light wind came up and prevented anyone from catching him. Pampling (68) finished one stroke behind at 133, the fourth-lowest two-round total in Memorial history.

"On this course, you'd like to be leading after two rounds if you shoot those numbers," Pampling said. "But, obviously, the conditions were pretty nice early on, and Adam took full advantage. I couldn't believe it. He kept going, didn't he? He just didn't stop. He obviously had it dialed in."

Round 3

Playing in the final twosome, Pampling (68) birdied the last hole, his partner Scott (72) bogeyed it, and Pampling's lead increased from one shot to three shots after 54 holes. He finished at 15-under 201.

A 2 1/2-hour weather delay kept the last two groups from starting their rounds until after 4 p.m., and none of the golfers started well. But Pampling played his last 13 holes 5-under, including birdies on three of his last five holes.

He credited a bogey on the par-5 No. 5 hole with changing his mindset. Trying to bail out to the right while going for the green with his second shot, he hit his ball in the water, then nearly wedged his third into the creek, also.

"I said to my caddie, 'Why are we being so negative out there? Let's just be aggressive. It's there to be taken,'" Pampling said. "Obviously, it worked out well."

Round 4

K.J. Choi saved par from off the green on four of his last five holes, one-putted 12 greens and shot 65 to come from five strokes off the lead and win at 17-under 271.

The 65 equaled Jim Furyk's final-round record by a Memorial champion in 2002.

Ryan Moore (66) had five consecutive birdies from Nos. 13-17 to surge into second place at 272. Kenny Perry (63) also finished with a flourish to tie Pampling (72) for third at 273.

Pampling watched his lead disappear as he played the first 10 holes 1 over par. With the golf course yielding for the fourth day in a row, "that gave everyone the hope, by me not going out there shooting two, maybe three birdies."

Choi, 37, caught and passed Pampling with six birdies and a 30 on the front nine, then used his short game to save himself coming home. After hitting greenside bunkers at Nos. 14, 16, 17 and 18, he wedged out and holed putts of 16 1/2 feet at No. 17 and 7 feet or less on the other three holes.

"He made three fantastic, unbelievable up-and-downs on the last three holes, which was great to see in the circumstance he was," said Fredrik Jacobson, one of Choi's playing partners. "He had to hold onto his lead and did what he had to do. Very strong on his part."

Pampling and Scott (70) were one stroke behind Choi with two holes to play, but each bogeyed No. 17. Scott also bogeyed 18.

The field averaged 71.491 strokes for 72 holes, the lowest in 12 years.

"We had four days of no wind. We had four days of really easy conditions. Four days of humidity, which means the greens never could firm. When you have those conditions, the guys will shoot very low," Tournament host Jack Nicklaus said. "It made for an exciting Tournament."

Stats Leaders

Driving distance: Bubba Watson (332.5)

Fairways hit: Kenny Perry (49/56)

Greens in regulation: Billy Mayfair, Sean O'Hair,
Boo Weekley (56/72)

Scrambling: Jason Gore (25/29)

Putts per round: Jason Gore (26.25)

2007 Memorial Tournament

Dates: May 31-June 3

Purse: \$6,000,000

Par: 36-36—72

FedExCup Points To Winner: 500

Yardage: 7,366

Leaders

First round – Sean O'Hair, Rod Pampling, Nick O'Hern 65; Aaron Baddeley, Tim Herron, Ernie Els, Bubba Watson, Ryan Moore 66; Will MacKenzie 67.

Second round – Adam Scott 132; Pampling 133; Baddeley, Watson 134; Moore, O'Hair 135; Frederick Jacobson 136.

Third round – Pampling 201; O'Hair, Scott 204; MacKenzie, Baddeley, Stewart Cink 205.

Cut – 73 players from a starting field of 107 at 2-over-par 146 or better.

Weather – Thursday-Friday: Mostly sunny with temperatures reaching the high 80s. **Saturday:** Partly cloudy with temperatures in the mid-80s. Thunderstorms suspended play from 1:28-4 p.m. (2 hours, 32 minutes) with temperatures in the mid-70s, and the round was completed at 8:16 p.m. **Sunday:** Threesomes scheduled to tee off early at Nos. 1 and 10 because of a bad weather forecast were delayed by rain for one hour, until 9 a.m. Play was completed without further delays by 4 p.m., two hours earlier than usual.

1. K.J. Choi	69-70-67-65-271	\$1,080,000.00	Luke Donald	73-70-71-70-284	28,950.00
2. Ryan Moore	66-69-71-66-272	648,000.00	Craig Kanada	70-70-70-74-284	28,950.00
3. Kenny Perry	69-74-67-63-273	348,000.00	Anthony Kim	74-72-71-67-284	28,950.00
Rod Pampling	65-68-68-72-273	348,000.00	41. Ben Curtis	70-72-69-74-285	22,800.00
5. Fredrik Jacobson	68-68-70-68-274	210,750.00	Nathan Green	73-70-71-71-285	22,800.00
Stewart Cink	69-71-65-69-274	210,750.00	Nick Watney	68-69-73-75-285	22,800.00
Sean O'Hair	65-70-69-70-274	210,750.00	Tom Pernice, Jr.	71-74-70-70-285	22,800.00
Adam Scott	70-62-72-70-274	210,750.00	45. Woody Austin	71-72-70-73-286	17,160.00
9. Geoff Ogilvy	70-67-69-70-276	168,000.00	Tom Lehman	71-71-71-73-286	17,160.00
Aaron Baddeley	66-68-71-71-276	168,000.00	Jerry Kelly	73-72-69-72-286	17,160.00
11. Brett Quigley	70-69-71-67-277	144,000.00	Ryan Palmer	70-74-72-70-286	17,160.00
Will MacKenzie	67-73-65-72-277	144,000.00	John Senden	71-72-70-70-286	17,160.00
13. Billy Mayfair	68-71-71-68-278	120,000.00	Bob Tway	69-72-68-77-286	17,160.00
Matt Kuchar	68-73-69-68-278	120,000.00	51. Stuart Appleby	70-74-71-72-287	14,310.00
15. Ernie Els	66-75-71-67-279	93,000.00	Jeff Quinney	74-72-71-70-287	14,310.00
Vijay Singh	69-72-71-67-279	93,000.00	Ken Duke	73-72-73-69-287	14,310.00
Jason Gore	70-70-71-68-279	93,000.00	Ryuji Imada	69-75-74-69-287	14,310.00
Tiger Woods	70-72-70-67-279	93,000.00	55. Justin Leonard	70-71-73-74-288	13,620.00
Rocco Mediate	69-73-72-65-279	93,000.00	Charley Hoffman	72-73-72-71-288	13,620.00
Tim Herron	66-73-69-71-279	93,000.00	Daniel Chopra	71-72-74-71-288	13,620.00
21. Alex Cejka	71-72-68-69-280	69,600.00	Jeff Sluman	72-71-75-70-288	13,620.00
Richard S. Johnson	73-69-68-70-280	69,600.00	59. Mark Wilson	71-75-68-75-289	13,200.00
23. Sergio Garcia	69-73-69-70-281	51,900.00	Jose Coceres	74-72-69-74-289	13,200.00
Jim Furyk	70-69-71-71-281	51,900.00	Steve Lowery	68-75-73-73-289	13,200.00
Bo Van Pelt	74-72-70-65-281	51,900.00	62. Charl Schwartzel	70-74-72-74-290	12,780.00
Ted Purdy	68-69-72-72-281	51,900.00	Corey Pavin	70-73-75-72-290	12,780.00
Nick O'Hern	65-74-69-73-281	51,900.00	Johan Edfors	70-72-76-72-290	12,780.00
Bubba Watson	66-68-73-74-281	51,900.00	Bart Bryant	73-72-75-70-290	12,780.00
29. Boo Weekley	69-69-72-72-282	41,700.00	66. Todd Hamilton	75-71-75-70-291	12,480.00
Steve Marino	73-71-66-72-282	41,700.00	67. Mark Hensby	71-71-73-77-292	12,360.00
31. Camilo Villegas	69-71-72-71-283	36,375.00	68. Shaun Micheel	74-69-77-73-293	12,240.00
Carl Pettersson	68-75-70-70-283	36,375.00	69. Fred Lickliter II	75-70-72-77-294	12,120.00
Paul Casey	72-69-70-72-283	36,375.00	70. Billy Andrade	74-69-78-75-296	12,000.00
Trevor Immelman	72-67-70-74-283	36,375.00	71. Paul Azinger	74-71-76-77-298	11,880.00
35. Mark Calcavecchia	70-70-72-72-284	28,950.00			
Robert Garrigus	69-74-70-71-284	28,950.00			
D.J. Trahan	69-71-71-73-284	28,950.00			

Did Not Qualify

Steve Flesch 72-75, Robert Allenby 71-76, J.B. Holmes 75-72, John Rollins 73-74, Mathias Gronberg 74-73, Jesper Parnevik 75-72, Steve Stricker 72-75, Pat Perez 76-72, John Mallinger 75-73, Peter Lonard 72-76, Chris Couch 74-76, Tommy Armour III 71-77, Brandt Snedeker 74-74, Doug LaBelle II 74-74, Shigeki Maruyama 77-72, Mike Weir 74-75, Cliff Kresge 70-79, Eric Axley 75-74, Brad Faxon 74-75, Chris DiMarco 74-75, George McNeill 74-75, Y.E. Yang 74-76, A-Richie Ramsey 77-73, Jonathan Byrd 70-80, Jose Maria Olazabal 74-77, Kyle Reifers 76-75, Jeev M. Singh 76-76, Greg Owen 74-78, Brett Wetterich 77-76, Davis Love III 75-81, Charles Howell III 69-73-80-WD, Jason Bohn 72-71-WD, Ian Poulter 70-78-DQ, Lucas Glover WD, Phil Mickelson WD, Zach Johnson WD.

2006 Memorial Tournament



Round 1

The threat of lightning suspended play late Thursday and kept left-hander Steve Flesch from finishing his final hole, but when he did Friday morning, he had a one-stroke lead at 6-under-par 66.

Not coincidentally, Flesch was one of only nine players in the field who did not hit into a greenside bunker. The bunkers were the talk of the locker room after Jack Nicklaus received permission from the PGA Tour to rake furrows into the sand to make them more penal and make players think twice about trying to fly them in the fairway or aim for them next to par-5 greens.

"If you talk to the players, they're probably 98 percent against (the change) right now," said Slugger White, the PGA Tour's on-site tournament director.

The consensus among the players was the furrows took skill out of playing sand shots.

"You're either lucky or unlucky (with your lie)," Ernie Els said. "If you're unlucky, you've got no shot, basically. I don't care how good a bunker player you are, you've got no shot."

"I guess that's what they want to do."

Round 2

More than an inch of rain in about a 20-hour span from Thursday night to Friday afternoon soaked the finish of the first round and suspended the second less than 2 1/2 hours after it started. When it finally ended Saturday afternoon, Carl Pettersson (67) had a one-stroke lead at 8-under 136.

Pettersson birdied five holes, saved par on five others and putted only 24 times in his second round, which he completed before play was suspended Friday night.

"I think I like the soft conditions," Pettersson said. "You don't have to think as much. You can kind of fly it to the pin, and it's easy to keep it in the fairway."

Round 3

The finish of the second round delayed the start of the third until 1:30 p.m., and a lightning suspension just before 8 p.m. prevented the field from completing play on schedule for the third straight day.

Pettersson (69) did not play his last three holes until Sunday morning and, at 11-under 205, increased his lead to two strokes.

"I played very similar to the way I played (the second round). I just kept it rolling, just hitting it good," said Pettersson, who had only one bogey, giving him two in three rounds.

The third-round scoring average was the highest of the week (73.24) as sunny, breezy weather gave players another variable to consider besides the furrowed bunkers.

Round 4

Play was suspended for the fourth consecutive round, but for only 32 minutes by a threat of lightning. It did nothing to stop Pettersson's methodical march to his second PGA Tour victory.

Ensnared during the delay in a "safe house" next to the 11th fairway, leading by three strokes after he had chipped in for birdie from 35 feet at the hole, Pettersson had nothing to do but think about what was to come over the last seven holes.

"I knew where I stood," he said. "Your mind plays so many funny games, and it's hard not to think ahead. I just kept telling myself to keep it going and play golf and see what happens."

Pettersson, 28, who started the final round with a two-shot lead, never led by less as he closed with a 71 for a 12-under 276 and a two-stroke win.

"I saw virtually every shot on television, and Carl definitely played the best golf," said Tournament host Jack Nicklaus, who spent the afternoon in the CBS broadcast booth. "I think there were some spectacular shots by other guys, but he was just Steady Eddie."

It was the highest winning score in the Memorial in 16 years, and the field averaged more than 73 strokes for the four rounds for only the second time in that span. The furrowed bunkers received some of the credit.

The result, 1993 Memorial winner Paul Azinger said, was "the best ball strikers rising to the top. You have to avoid the bunkers and make some putts."

Pettersson one-putted nine greens in the final round and 33 for the week. He led the field in putting and scrambling and ranked fourth in sand saves.

"I think we accomplished what we tried to do," Nicklaus said, referring to the furrowed bunkers.

Stats Leaders

Driving distance: Bubba Watson (303.1)

Fairways hit: Billy Mayfair, Kirk Triplett (51/56)

Greens in regulation: Adam Scott (57/72)

Scrambling: Carl Pettersson (18/24)

Putts per round: Carl Pettersson, Brett Wetterich (26.25)

2006 Memorial Tournament

Dates: June 1-4

Purse: \$5,750,000

Par: 36-36—72

Yardage: 7,300

Leaders

First round – Steve Flesch 66; Sean O'Hair 67.

Second round – Carl Pettersson 136; O'Hair, Adam Scott 137.

Third round – Pettersson 205; Woody Austin 207; Zach Johnson 208; Phil Mickelson 209; Scott 210.

Cut – 75 players from a starting field of 106 at 4-over-par 148 or better.

Weather – Thursday: Sunny most of the day with temperatures in the mid-80s. A threat of lightning suspended play at 5:32 p.m. and play was called for the day at 6:35 p.m. with 30 players on the course. **Friday:** Unplayable conditions caused by heavy rain suspended the second round from 10:25-4:34 p.m. (6 hours, 9 minutes), and the round was suspended by darkness at 8:48 p.m. with 70 players on the course. **Saturday:** Second round was completed at 12:53 p.m. and third round began at 1:30 p.m. with temperatures in the mid-70s. A threat of lightning suspended play for the day at 7:55 p.m. with 24 players on the course. **Sunday:** Mostly cloudy with temperatures in the mid-60s. Play was suspended from 4:03-4:35 p.m. (32 minutes) because of lightning in the area.

1. Carl Pettersson	69-67-69-71-276	\$1,035,000.00	38. Bob Tway	74-74-73-70-291	25,300.00
2. Brett Wetterich	69-69-73-67-278	506,000.00	Heath Slocum	74-71-74-72-291	25,300.00
Zach Johnson	70-68-70-70-278	506,000.00	Jason Bohn	73-72-74-72-291	25,300.00
4. Brandt Jobe	70-68-74-67-279	237,666.67	Vijay Singh	74-71-72-74-291	25,300.00
Adam Scott	71-66-73-69-279	237,666.67	42. Joey Sindelar	73-75-72-72-292	20,700.00
Phil Mickelson	69-70-70-70-279	237,666.66	Mark Calcavecchia	71-71-79-71-292	20,700.00
7. Vaughn Taylor	70-72-70-68-280	179,208.34	Mike Weir	71-71-74-76-292	20,700.00
Trevor Immelman	72-70-69-69-280	179,208.33	Greg Owen	70-75-70-77-292	20,700.00
Woody Austin	71-69-67-73-280	179,208.33	46. David Howell	69-70-83-71-293	15,640.00
10. Paul Azinger	73-71-70-67-281	155,250.00	Billy Mayfair	70-72-78-73-293	15,640.00
11. Jose Maria Olazabal	74-69-71-68-282	143,750.00	Brad Faxon	73-72-74-74-293	15,640.00
12. Stewart Cink	69-74-70-70-283	126,500.00	Duffy Waldorf	73-72-73-75-293	15,640.00
Sean O'Hair	67-70-74-72-283	126,500.00	Bo Van Pelt	70-72-73-78-293	15,640.00
14. Tim Petrovic	74-68-72-70-284	100,625.00	Joe Durant	75-70-70-78-293	15,640.00
Craig Parry	69-72-73-70-284	100,625.00	52. Scott Verplank	73-75-74-72-294	13,409.00
Justin Rose	75-71-67-71-284	100,625.00	J.L. Lewis	74-74-72-74-294	13,409.00
Ted Purdy	69-75-69-71-284	100,625.00	Jonathan Kaye	74-73-71-76-294	13,409.00
18. Mark Brooks	70-71-79-66-286	63,077.50	Richard S. Johnson	73-71-73-77-294	13,409.00
Sergio Garcia	69-74-74-69-286	63,077.50	Chris DiMarco	72-71-73-78-294	13,409.00
Bart Bryant	70-75-71-70-286	63,077.50	57. Jeff Sluman	76-72-76-71-295	12,765.00
Jim Furyk	73-71-72-70-286	63,077.50	Brett Quigley	71-71-78-72-295	12,765.00
Kirk Triplett	73-70-73-70-286	63,077.50	Peter Lonard	75-72-76-72-295	12,765.00
Tim Clark	69-69-75-73-286	63,077.50	Jeff Brehaut	71-75-75-74-295	12,765.00
Rory Sabbatini	74-68-71-73-286	63,077.50	Jerry Kelly	69-72-75-79-295	12,765.00
Paul Casey	70-73-70-73-286	63,077.50	62. Charl Schwartzel	71-75-80-70-296	12,247.50
Robert Gamez	70-74-68-74-286	63,077.50	John Rollins	73-72-77-74-296	12,247.50
Rod Pampling	72-73-66-75-286	63,077.50	Retief Goosen	74-72-75-75-296	12,247.50
28. Stuart Appleby	69-71-74-73-287	42,550.00	K.J. Choi	71-76-73-76-296	12,247.50
29. Davis Love III	69-73-77-69-288	39,962.50	66. Ben Curtis	74-74-76-73-297	11,902.50
Jay Haas	72-71-72-73-288	39,962.50	Aaron Baddeley	73-73-72-79-297	11,902.50
31. Nick Price	69-74-74-72-289	35,650.00	68. Steve Flesch	66-72-85-75-298	11,500.00
Ryan Moore	71-71-74-73-289	35,650.00	Nathan Green	74-72-78-74-298	11,500.00
Geoff Ogilvy	70-72-74-73-289	35,650.00	Tim Herron	70-71-81-76-298	11,500.00
34. Ian Poulter	73-71-79-67-290	30,331.25	Ben Crane	73-70-76-79-298	11,500.00
Bubba Watson	72-70-77-71-290	30,331.25	Ernie Els	74-70-73-81-298	11,500.00
Shaun Micheel	71-69-75-75-290	30,331.25	73. Kevin Stadler	74-73-78-74-299	11,155.00
J.J. Henry	70-69-75-76-290	30,331.25	74. David Duval	71-76-73-82-302	11,040.00

Did Not Qualify

Wes Short Jr. 79-70, Charles Howell III 74-75, Tom Pernice Jr. 73-76, John Cook 74-75, Fred Couples 69-80, Jeff Maggert 73-76, Mark Hensby 77-72, Steve Jones 73-76, Jason Gore 77-72, Jesper Parnevik 76-73, Bill Haas 78-72, Todd Hamilton 75-75, Ryan Palmer 77-74, Billy Andrade 72-80, Keiichiro Fukabori 77-75, Stephen Ames 73-79, Dean Wilson 80-73, Camilo Villegas 77-76, Lucas Glover 75-79, A-Edoardo Molinari 77-77, Mark O'Meara 74-83, J.B. Holmes 75-83, Joe Ogilvie 76-82, Kevin Hall 79-79, Pat Perez 79-81, Rich Beem 83-78, Robert Allenby 71-74-WD, Shigeki Maruyama 73-WD, Chris Couch 76-WD, John Daly 80-WD, Steve Lowery 75-WD, Thomas Levet 76-WD.

2005 Memorial Tournament



Round 1

Jeff Sluman, 47 years old and playing on a sponsor's exemption, took advantage of calmer conditions late in the day and matched his best score in the Memorial with a bogey-free, 7-under-par 65 to take a one-stroke lead over Rory Sabbatini.

Eight others were only two strokes off the pace as Muirfield Village surrendered 27 scores in the 60s and 47 under par. Golfers credited the course's newly detatched fairways with increasing the roll and distance on their tee shots, which left them shorter approaches to the greens.

Sluman needed only 24 putts to complete his round after changing to a claw-like putting grip a few weeks earlier.

"It's been delightful to putt again like you feel like you're a kid, getting all the balls to the hole," Sluman said. "It really does open and expand your game in that respect. You're not as concerned about if you miss a green you've got to chip it to this close to make it."

Round 2

Sluman did not capitalize on as many scoring chances as he did a day earlier, but his 71 for an 8-under 136 total enabled him to maintain a one-stroke lead over a group of five that included three-time Memorial winner Tiger Woods.

Woods (68) had a share of the lead until he bogeyed his next-to-last hole, No. 17.

"Kind of nice to play the weekend," he joked after making his first cut since his PGA Tour-record streak of 142 consecutive cuts made ended three weeks earlier at the Byron Nelson Classic.

Twenty-four players were bunched within four shots of the lead, and 51 were under par, as the field averaged par or better in each of the first two rounds of the Memorial for the first time. But it was not necessarily as easy as it looked.

"There were some pretty dicey" pin positions, said Kenny Perry, who could not sustain an early run up the leader board. "You had to pay attention to what you were doing or you could make a big number in a hurry."

Jack Nicklaus shot 75-77 and missed the cut in the last of his 30 Memorials.

"I had tears in my eyes all day," he said.

Round 3

David Toms (64 with an ace at No.4), Fred Couples (66), Bart Bryant (66) and Sluman (68) shared a one-stroke lead at 12-under 204.

It was the largest knot of players tied for the 54-hole lead in Tournament history, and the first time since 1982 that multiple players shared the third-round lead. Ten more golfers were within four strokes of the lead, and 54 in all were under par, as the field averaged under par for the second straight day.

"We've had perfect weather and the absence of wind, and the greens aren't as firm as I think they'd probably like them to be," Sluman said. "So the golf course is playing a little shorter and the guys are driving it in the fairway."

"Wind and firm greens really make a tremendous difference, and we really haven't had that this week."

Round 4

Bryant, 80th in the world ranking and the only one of the third-round co-leaders without a major championship on his resume, beat them and everyone else with a closing 68 and a 16-under 272 total that left him one stroke better than Couples (69).

"It's beyond explanation to me how this happened," Bryant, 42, said after surviving the pressure in muggy, 90-degree heat.

It was the second PGA Tour victory in nine months for Bryant, whose win in the Valero Texas Open the previous September came 13 years after his rookie year on the tour.

"Other people around me believed more than I did that it would happen," he said. "There's always been a seed of doubt in my mind that this would happen."

Couples led Bryant by one stroke with three holes to play, but they exchanged positions after Couples bogeyed No.16 and Bryant birdied 17.

Bryant's tee shot at 18 bounced left and inside the hazard line. But after a penalty drop, he reached the green with a 6-iron and made a 14 1/2-foot putt to save par and preserve his one-stroke advantage.

"I was hoping to make the putt, but I can't say I was really trying to make it," Bryant said. "I was trying to lag it down there. I knew (where) Freddie was and I didn't want to do anything crazy and leave myself a 4-footer coming back. Luckily, it had just the right line."

Couples, playing behind Bryant, missed a tying birdie putt of 11 feet at No.17, then missed the green with his approach to 18 and failed to hole his chip shot to force a playoff.

Stats Leaders

Driving distance: Tiger Woods (320.6)

Fairways hit: Bart Bryant, Billy Mayfair (47/56)

Greens in regulation: Fred Couples (60/72)

Scrambling: K.J. Choi (23/30)

Putts per round: K.J. Choi, Richard Green (26.25)

2005 Memorial Tournament

Dates: June 2-5

Purse: \$5,500,000

Par: 36-36—72

Yardage: 7,300

Leaders

First round – Jeff Sluman 65; Rory Sabbatini 66.

Second round – Sluman 136; Lucas Glover, Nick O'Hern, Jonathan Kaye, Harrison Frazar, Tiger Woods 137.

Third round – Sluman, David Toms, Fred Couples, Bart Bryant 204; Woody Austin, Kaye 205; Peter Lonard 206.

Cut – 79 players from a starting field of 105 at 2-over-par 146 or better.

Weather – Thursday: Cloudy with periods of light rain and temperatures in the mid-60s. **Friday:** Cloudy and more humid with temperatures reaching the high 70s. **Saturday:** Mostly sunny and humid with temperatures in the mid-80s. **Sunday:** Mostly sunny and not as humid with temperatures in the high 80s.

1. Bart Bryant	69-69-66-68-272	\$990,000.00	Phillip Price	70-72-72-73-287	22,000.00
2. Fred Couples	71-67-66-69-273	594,000.00	Alex Cejka	69-71-73-74-287	22,000.00
3. Bo Van Pelt	67-72-69-68-276	286,000.00	Jesper Parnevik	71-74-68-74-287	22,000.00
Tiger Woods	69-68-71-68-276	286,000.00	45. Tim Herron	68-70-79-71-288	15,415.72
Jeff Sluman	65-71-68-72-276	286,000.00	Kevin Na	73-69-74-72-288	15,415.72
6. Nick O'Hern	67-70-70-70-277	191,125.00	Ernie Els	73-71-72-72-288	15,415.72
Jonathan Kaye	67-70-68-72-277	191,125.00	Jose Maria Olazabal	70-74-71-73-288	15,415.71
8. Lucas Glover	67-70-73-68-278	148,500.00	Stewart Cink	69-69-76-74-288	15,415.71
K. J. Choi	69-72-69-68-278	148,500.00	Arjun Atwal	71-72-71-74-288	15,415.71
Jim Furyk	73-73-64-68-278	148,500.00	Sean O'Hair	69-73-69-77-288	15,415.71
Richard Green	67-72-69-70-278	148,500.00	52. Chris DiMarco	74-69-73-73-289	12,826.00
David Toms	70-70-64-74-278	148,500.00	Trevor Immelman	70-74-72-73-289	12,826.00
13. Scott Verplank	75-66-67-71-279	110,000.00	Carlos Franco	69-73-73-74-289	12,826.00
Woody Austin	67-72-69-70-279	110,000.00	Robert Allenby	71-74-70-74-289	12,826.00
15. Jerry Kelly	70-71-69-70-280	96,250.00	Adam Scott	67-73-68-81-289	12,826.00
Rory Sabbatini	66-74-69-71-280	96,250.00	57. Bob Tway	72-73-71-74-290	12,265.00
17. Greg Owen	76-68-67-71-282	79,750.00	Mark Hensby	74-72-69-75-290	12,265.00
Fredrik Jacobson	71-73-65-73-282	79,750.00	Dudley Hart	72-68-71-79-290	12,265.00
Peter Lonard	71-68-67-76-282	79,750.00	Shigeki Maruyama	73-72-72-73-290	12,265.00
Geoff Ogilvie	70-71-66-75-282	79,750.00	61. Patrick Sheehan	72-70-77-72-291	11,715.00
21. Brad Faxon	74-72-67-70-283	61,600.00	Charles Howell III	77-69-73-72-291	11,715.00
Stephen Leaney	71-70-70-72-283	61,600.00	Joe Ogilvie	67-74-77-73-291	11,715.00
Jay Haas	69-70-71-73-283	61,600.00	Corey Pavin	73-71-73-74-291	11,715.00
24. Tom Pernice, Jr.	72-72-72-68-284	44,550.00	Paul Sheehan	73-71-73-74-291	11,715.00
Kirk Triplett	74-69-71-70-284	44,550.00	Scott McCarron	71-72-72-76-291	11,715.00
Kenny Perry	69-72-71-72-284	44,550.00	67. Stuart Appleby	76-70-74-72-292	11,055.00
Vaughn Taylor	72-70-70-72-284	44,550.00	Brandt Jobe	75-71-74-72-292	11,055.00
Billy Andrade	69-71-71-73-284	44,550.00	Tim Petrovic	72-74-73-73-292	11,055.00
Harrison Frazar	69-68-73-74-284	44,550.00	Peter Jacobsen	73-69-74-76-292	11,055.00
30. Ian Poulter	68-72-73-72-285	34,925.00	Mark O'Meara	70-70-73-79-292	11,055.00
Joey Sindelar	72-70-71-72-285	34,925.00	Bill Haas	70-76-66-80-292	11,055.00
Chad Campbell	74-70-68-73-285	34,925.00	73. Euan Walters	76-70-74-73-293	10,615.00
Stephen Ames	70-73-68-74-285	34,925.00	Rod Pampling	70-72-73-78-293	10,615.00
34. Zach Johnson	73-68-75-70-286	28,380.00	75. Thomas Levet	74-70-76-74-294	10,395.00
Duffy Waldorf	72-70-73-71-286	28,380.00	Justin Rose	72-72-75-75-294	10,395.00
Carl Pettersson	73-69-70-74-286	28,380.00	77. Paul Azinger	72-72-71-80-295	10,230.00
Steve Flesch	69-69-73-75-286	28,380.00	78. Steve Lowery	70-75-74-77-296	10,120.00
Billy Mayfair	72-70-68-76-286	28,380.00	79. Bob Sowards	73-73-74-77-297	10,010.00
39. Craig Parry	69-74-77-67-287	22,000.00			
Briny Baird	71-73-73-70-287	22,000.00			
Ryan Palmer	69-72-74-72-287	22,000.00			

Did Not Qualify

Jonathan Byrd 75-72, John Daly 76-71, Todd Hamilton 69-78, Kevin Stadler 75-72, Skip Kendall 72-75, Mark Calcavecchia 73-74, Steve Jones 75-72, Shaun Micheel 74-73, David Edwards 75-73, Bernhard Langer 74-74, Toru Taniguchi 75-73, Ted Purdy 75-74, James Driscoll 76-73, Fred Funk 78-72, Brett Quigley 78-72, Aaron Baddeley 76-74, Rich Beem 72-78, Frank Lickliter II 77-73, Vijay Singh 77-74, Davis Love III 78-73, Craig Perks 80-71, Pat Perez 75-76, Mike Weir 76-75, Arron Oberholser 77-75, Jack Nicklaus 75-77, Ben Curtis 78-77.

2004 Memorial Tournament



Round 1

Ben Curtis, who grew up 12 miles north of Muirfield Village, in Ostrander, and Ernie Els shared the lead at 4-under-par 68, the highest score to lead the first round since 1990.

After toughening the course in 2003 with recontoured greens and a redesigned 17th hole, Tournament host Jack Nicklaus added four deep bunkers to the right side of No. 18 this year to persuade even the longest hitters to play the closing dogleg the way Nicklaus intended for it to be played, with a mid- to long-iron second shot into the green.

Fast greens and tucked pins also played into a first-round scoring average of 73.133, the fifth straight round in which the field failed to break par.

"It's always been a bomber's paradise here, but you've got to have some killer short game," said former Memorial winner Paul Azinger (69), one of eight who finished a stroke out of the lead. "There are no fluke winners here. There's a reason you have a good list of champions. You've got guys who can play the game."

Round 2

Curtis was bogey-free for the second day in a row, shot 69 and kept a share of the lead at 7-under 137 with Justin Rose (67) and Stephen Ames (68).

Rose took advantage of being first off the tee by making five of his seven birdies on his first nine holes. He had the lead to himself before his drive at No. 18 found one of the new bunkers right of the fairway. Forced to play the ball a foot below his feet, Rose left his second shot 50 yards short of the green and chunked his third into the front left bunker. On the green in four, he two-putted for double bogey.

Rose said the revamped hole demanded "the perfect tee shot. There's no bailout. The wind today was off the left, so it made the fairway play even narrower."

Curtis and Ames birdied the same hole later to tie him.

Round 3

Els shot 66 for a 12-under 204 total and a two-stroke lead, but moving among his closest pursuers with one round remaining were former Memorial winners Fred Couples (68--206) and Tiger Woods (67--207).

Couples was tied for second with Rose (69) and K.J. Choi (68). Woods was a stroke behind them with Ames (70), the top-ranked player on the PGA Tour in the all-around statistic.

Els hit 15 greens in regulation and was bogey-free.

"He attacked the course today," said Couples, Els' playing partner. "He started out hitting driver and never let up. He went after it. He had a couple of breaks, but it was an easy 66."

Round 4

Els one-putted 11 of his last 14 holes and shot a second straight 66 to win the title at 18-under 270. He finished four strokes ahead of Couples (68) and six better than the third-place Woods (69).

The 72-hole score was the fourth-lowest in Memorial history, chiefly because Els needed only 100 putts, one fewer than the previous record by Andrew Magee in 2000.

"My putter definitely won me the golf tournament," said Els, 34. "I don't think I've had a putting week like this maybe since Oakmont when I won (the 1994 U.S. Open) there. I made everything inside 10 feet that week. I felt the same this week."

Couples, who began the final round two strokes off Els' lead and was paired with him, held the lead for one hole after Els lost his lead on the first four holes. Couples was within one stroke with six holes to play, after birdies at Nos. 11 and 12, but could not withstand Els' work with the putter.

Els, who had righted himself earlier with birdies at Nos. 5 and 7, fended off Couples again with an 8-foot, par-saving putt at No. 12 and a birdie putt of 31 feet at 13. He led by at least two strokes the rest of the way.

"Freddie was really coming on strong," Els said. "I thought he was going to run out of steam at his age (44), but he kept coming."

"The up-and-down at 12, the bomb on 13 . . . he was great," Couples said. "There weren't many 66s being shot out there this week, and he shot two on the weekend. That's fantastic stuff."

Woods made an early run by playing the front nine 3 under par but couldn't sustain that pace on the back, where he repeatedly put himself in trouble and needed spectacular recovery shots just to stay in place. He played the back nine in even par.

"I put up 3 (under) on the front, and if I shot 3 (under) on the back, I thought it might force it to a playoff or win it outright," Woods said. "But Ernie was playing too well for that."

Stats Leaders

Driving distance: John Daly (306.8)

Fairways hit: John Cook, Ted Purdy (49/56)

Greens in regulation: Retief Goosen (55/72)

Scrambling: Ernie Els (23/28)

Putts per round: Ernie Els (25)

2004 Memorial Tournament

Dates: June 3-6

Purse: \$5,250,000

Par: 36-36—72

Yardage: 7,265

Leaders

First round – Ernie Els, Ben Curtis 68; Paul Azinger, Lee Janzen, Stephen Ames, Zach Johnson, Todd Hamilton, Fred Couples, John Rollins, Arron Oberholser 69.

Second round – Curtis, Ames, Justin Rose 137; Els, Couples, K.J. Choi 138; Todd Hamilton 139; Tiger Woods 140.

Third round – Els 204; Couples, Choi, Rose 206; Woods, Ames 207; Perry, Curtis 210.

Cut – 76 players from a starting field of 105 at 4-over-par 148 or better.


Weather – Thursday: Partly cloudy with temperatures reaching the mid-70s. **Friday:** Sunny and breezy with temperatures in the high 60s and low 70s. **Saturday:** Mostly cloudy with temperatures remaining in the high 60s and low 70s. **Sunday:** Partly cloudy with temperatures in the mid-70s.

1. Ernie Els	68-70-66-66-270	\$945,000.00	40. Rich Beem	71-71-72-75-289	19,950.00
2. Fred Couples	69-69-68-68-274	567,000.00	Stewart Cink	70-74-75-70-289	19,950.00
3. Tiger Woods	72-68-67-69-276	357,000.00	Tim Clark	73-75-69-72-289	19,950.00
4. Justin Rose	70-67-69-71-277	252,000.00	Padraig Harrington	71-74-74-70-289	19,950.00
5. K.J. Choi	71-67-68-72-278	210,000.00	Tim Petrovic	75-69-71-74-289	19,950.00
6. Stephen Ames	69-68-70-72-279	182,437.50	John Rollins	69-74-74-72-289	19,950.00
Kenny Perry	72-72-66-69-279	182,437.50	46. Mark Hensby	74-74-73-69-290	14,553.00
8. Ben Curtis	68-69-73-72-282	152,250.00	Trevor Immelman	73-73-69-75-290	14,553.00
Retief Goosen	70-72-69-71-282	152,250.00	Shigeki Maruyama	71-71-76-72-290	14,553.00
Jay Haas	70-72-69-71-282	152,250.00	Len Mattiace	70-73-73-74-290	14,553.00
11. John Daly	72-69-73-69-283	111,300.00	Jesper Parnevik	75-71-74-70-290	14,553.00
Stephen Leaney	71-71-71-70-283	111,300.00	51. Briny Baird	76-69-71-75-291	12,521.25
J.L. Lewis	70-72-70-71-283	111,300.00	Niclas Fasth	75-70-73-73-291	12,521.25
Peter Lonard	71-73-70-69-283	111,300.00	Jeff Maggert	73-69-76-73-291	12,521.25
Rory Sabbatini	71-71-71-70-283	111,300.00	Nick Price	74-73-72-72-291	12,521.25
16. Jerry Kelly	74-70-70-70-284	84,000.00	55. Tommy Armour III	72-72-72-76-292	11,812.50
Davis Love III	70-73-72-69-284	84,000.00	Keiichiro Fukabori	72-74-74-72-292	11,812.50
Tom Pernice, Jr.	73-71-71-69-284	84,000.00	Skip Kendall	77-71-69-75-292	11,812.50
19. John Cook	71-74-71-69-285	65,887.50	Rocco Mediate	71-73-73-75-292	11,812.50
Brad Faxon	72-74-71-68-285	65,887.50	Arron Oberholser	69-74-72-77-292	11,812.50
Tim Herron	76-71-66-72-285	65,887.50	Brenden Pappas	73-74-72-73-292	11,812.50
Scott McCarron	72-69-75-69-285	65,887.50	61. Hunter Mahan	74-70-75-74-293	11,445.00
23. Harrison Frazar	73-72-69-72-286	54,600.00	62. Mark Calcavecchia	74-72-73-75-294	11,340.00
24. Chad Campbell	72-73-74-68-287	39,725.00	63. Billy Andrade	71-73-75-76-295	11,130.00
Chris DiMarco	71-74-72-70-287	39,725.00	Stuart Appleby	73-74-70-78-295	11,130.00
Dan Forsman	73-73-67-74-287	39,725.00	Jack Nicklaus	74-73-77-71-295	11,130.00
Sergio Garcia	73-69-72-73-287	39,725.00	66. Woody Austin	73-74-78-72-297	10,815.00
Zach Johnson	69-73-70-75-287	39,725.00	Paul Azinger	69-74-78-76-297	10,815.00
Tom Lehman	74-69-73-71-287	39,725.00	Craig Parry	71-72-79-75-297	10,815.00
Geoff Ogilvy	74-68-71-74-287	39,725.00	69. Aaron Baddeley	74-74-78-72-298	10,552.50
Ted Purdy	74-70-72-71-287	39,725.00	Shaun Micheel	73-73-80-72-298	10,552.50
Vijay Singh	73-72-71-71-287	39,725.00	71. Frank Lickliter II	71-75-73-80-299	10,342.50
33. Robert Allenby	74-74-74-66-288	27,150.00	Corey Pavin	71-75-76-77-299	10,342.50
Steve Flesch	72-73-72-71-288	27,150.00	73. Thomas Bjorn	71-76-78-75-300	10,132.50
Todd Hamilton	69-70-73-76-288	27,150.00	Darren Fichardt	70-78-74-78-300	10,132.50
Lee Janzen	69-73-72-74-288	27,150.00	75. Hirofumi Miyase	73-75-77-78-303	9,975.00
Jeff Sluman	70-73-73-72-288	27,150.00			
Kevin Sutherland	71-70-72-75-288	27,150.00			
Hidemichi Tanaka	73-75-72-68-288	27,150.00			

Did Not Qualify

Joey Sindelar 76-73, Brandt Snedeker 75-74, Hank Kuehne 75-74, Charles Howell III 71-78, Rod Pampling 79-71, Fred Funk 75-75, Craig Perks 74-76, Jonathan Kaye 78-72, Robert Gamez 77-73, Luke Donald 78-72, Justin Leonard 74-76, Thongchai Jaidee 71-79, Joe Ogilvie 74-77, Mathias Gronberg 80-71, Heath Slocum 74-77, Alex Cejka 78-73, Bo Van Pelt 76-75, Nick Flanagan 78-73, Kirk Triplett 75-77, Ben Crane 78-75, Mark O'Meara 71-82, Arjun Atwal 77-76, Bob Tway 73-80, Lian-wei Zhang 77-77, Duffy Waldorf 76-80, Jonathan Byrd 80-76, Steve Elkington 75-73-WD, Dudley Hart 75-WD, David Edwards 81-WD, Andre Stolz 86-WD.

2003 Memorial Tournament



Round 1

Charles Howell III missed only two greens and matched the lowest first-round score in Memorial history with an 8-under 64 to take a one-stroke lead over Kenny Perry, the winner four days earlier at Colonial.

Recontoured but soft greens and a redesigned 17th hole were defenseless against the world's best golfers on a warm and windless day that favored long hitters.

"The ball was going forever," said three-time winner Tiger Woods, who shot 67. "With it being so hot and humid, some holes you can carry (the ball) 300 yards (in the air) with no problem."

Given the conditions, course designer and Tournament host Jack Nicklaus said, "you're going to have to put the pins in bunkers to make it any tougher."

Round 2

Perry birdied No. 18 with a 30-foot, bladed sand-wedge shot from just off the back of the green to shoot 68 and finish 11-under 133, one stroke better than Retief Goosen (67) and Lee Janzen (67).

"Everything that can go my way is going my way," said Perry, who, including his win at Colonial the previous week, was 30 under par for his previous 108 holes.

"The 4- or 5-footers that I need to make for par, I'm making right now to kind of keep the momentum and keep things going my way. Then I'll make a 20-footer for birdie. It just seems like the momentum holes that you need to do something to keep your run going. I have been able to take advantage of."

Perry extended his streak of bogey-free holes to 35, thanks in part to calm morning weather conditions. Swirling winds in the afternoon limited the final third of the field to five under-par rounds.

Round 3

Perry shot 70 for 13-under 203 and expanded his lead while battling wind gusts of more than 30 mph and a chill factor in the 40s. He extended his streak of bogey-free holes to 50 in a row before three-putting No. 16.

Janzen (71) was two strokes behind Perry, but no one else was closer than five shots after a bitter day that reminded Tournament veterans of the second

round in 1979 and first round in 1990. Only 11 players broke par, and Jose Maria Olazabal's bogey-free 66 was the only score under 70.

"That was probably better than my 61 I shot last week at Colonial," Perry said of Olazabal's round. "I mean, the conditions were just brutal out there. It was so raw, the wind was blowing so hard, it was hard to choose clubs."

The field averaged 75.493 strokes, the highest for a Memorial round since 1990.

"There was such a premium on every golf shot you hit today," Perry said. "It was easy to flail one out there and the next thing you know, you're making a quick double. You had to be in the game for 18 holes."

Round 4

Six strokes ahead with six holes to play, Perry bogeyed five times but still finished two strokes ahead of Janzen and won not only his second Memorial but his second PGA Tour title in seven days.

Perry, whose first win at Muirfield Village Golf Club was in 1991, shot 72 for 13-under 275. Janzen (72) played the last six holes even par.

"Thank goodness he wasn't doing anything because he had plenty of chances to put some heat on me," said Perry.

Janzen's best chance to apply some pressure came at No. 8, where he holed a bunker shot for birdie to momentarily climb within three strokes of his playing partner. Perry faced a 7-foot par putt but drained it, and he doubled his lead over the next two holes with a foot-long birdie putt at No. 9 and a Janzen bogey at the 10th.

Perry, 42, led for the last 45 holes of the Tournament. "I am mentally and physically exhausted," he said.

"I've never been under this much strain for two weeks. I had a lot going through my head and I think I just got tired."

After starting the Memorial with a bogey, Perry bogeyed only twice more over his next 65 holes. With six holes to play in the final round, he was 17 under for the Tournament and 35 under for his previous 126 holes dating to the first day of the Colonial.

"Other than the last six holes, (he) played near-perfect golf," Janzen said. "It's great to watch a guy get on a roll like that and play like there is nothing in the way . . . just out there playing in his own world."

John Huston set a Memorial record in the final round with 19 putts, one more than the PGA Tour record for 18 holes.

Stats Leaders

Driving distance: John Daly (301.4)

Fairways hit: Stephen Leaney, Gene Sauers (49/56)

Greens in regulation: Chad Campbell (55/72)

Scrambling: Vijay Singh (20/25)

Putts per round: Len Mattiace (26)

2003 Memorial Tournament

Dates: May 29-June 1

Purse: \$5,000,000

Par: 36-36—72

Yardage: 7,265

Leaders

First round – Charles Howell III 64; Kenny Perry 65; John Huston 66.

Second round – Perry 133; Retief Goosen, Lee Janzen 134; Vijay Singh, Spike McRoy, 136.

Third round – Perry 203; Janzen 205; Singh, Goosen, Jose Maria Olazabal 208.

Cut – 70 players from a starting field of 105 at 2-over-par 146 or better.

Weather – Thursday: Humid with temperatures reaching the high 70s and late-afternoon rain. **Friday:** Partly cloudy with temperatures rising into the 80s. **Saturday:** Rainy morning with temperatures in the 60s. Play was suspended from 11:14 a.m.-noon (46 minutes). Overcast in the afternoon with northwest winds 20-30 mph and temperatures dropping into the mid-50s. **Sunday:** Clear with northwest winds 15-20 mph and temperatures in the high 50s and low 60s.

1. Kenny Perry	65-68-70-72-275	\$900,000.00		Carl Pettersson	70-70-77-75-292	25,250.00
2. Lee Janzen	67-67-71-72-277	540,000.00		Bob Tway	69-72-74-77-292	25,250.00
3. Mike Weir	72-70-71-65-278	340,000.00		Jeff Maggert	68-73-71-80-292	25,250.00
4. Tiger Woods	67-71-76-65-279	220,000.00	40.	Hideemichi Tanaka	70-72-79-72-293	19,500.00
Vijay Singh	67-69-72-71-279	220,000.00		Ian Leggatt	70-76-74-73-293	19,500.00
6. Stewart Cink	70-69-72-69-280	180,000.00		Steve Lowery	70-76-73-74-293	19,500.00
7. Chad Campbell	67-70-74-70-281	161,250.00		Brad Faxon	67-77-74-75-293	19,500.00
Retief Goosen	67-67-74-73-281	161,250.00		Gene Sauers	70-75-70-78-293	19,500.00
9. Mark Calcavecchia	69-70-70-73-282	145,000.00	45.	Tim Petrovic	70-71-78-75-294	15,050.00
10. Jose Maria Olazabal	73-69-66-75-283	135,000.00		Luke Donald	70-69-80-75-294	15,050.00
11. Justin Leonard	71-69-76-69-285	120,000.00		Kevin Sutherland	73-71-73-77-294	15,050.00
John Rollins	70-69-74-72-285	120,000.00		Mark O'Meara	76-69-72-77-294	15,050.00
13. Jesper Parnevik	70-71-73-72-286	91,000.00	49.	Gary Nicklaus	69-75-77-74-295	12,800.00
Padraig Harrington	70-71-73-72-286	91,000.00		David Gossett	72-74-75-74-295	12,800.00
Robert Gamez	70-68-75-73-286	91,000.00	51.	Dudley Hart	69-72-76-79-296	12,300.00
K.J. Choi	70-70-73-73-286	91,000.00	52.	Tim Clark	74-72-79-72-297	11,725.00
Ernie Els	73-70-70-73-286	91,000.00		Billy Andrade	69-75-79-74-297	11,725.00
18. John Huston	66-74-78-69-287	70,000.00		Len Mattiace	70-72-80-75-297	11,725.00
Stuart Appleby	71-71-76-69-287	70,000.00		David Peoples	77-68-77-75-297	11,725.00
Jeff Sluman	70-72-72-73-287	70,000.00	56.	John Daly	68-73-83-74-298	11,350.00
21. Peter Lonard	72-72-75-69-288	56,000.00		Craig Perks	70-72-76-80-298	11,350.00
Jay Haas	75-69-71-73-288	56,000.00	58.	Jerry Kelly	70-72-84-73-299	11,050.00
Ben Crane	73-68-73-74-288	56,000.00		Bob Burns	75-68-82-74-299	11,050.00
24. Tim Herron	72-68-77-72-289	44,000.00		Keith Fergus	69-76-79-75-299	11,050.00
Shigeki Maruyama	69-75-72-73-289	44,000.00		Peter O'Malley	72-71-76-80-299	11,050.00
Jim Furyk	68-70-75-76-289	44,000.00	62.	Frank Lickliter II	72-72-81-75-300	10,750.00
27. Charles Howell III	64-74-77-75-290	37,750.00		Woody Austin	68-74-76-82-300	10,750.00
Jay Williamson	73-73-70-74-290	37,750.00	64.	David Duval	73-72-78-78-301	10,550.00
29. Spike McRoy	68-68-84-71-291	32,500.00		Jonathan Kaye	73-73-76-79-301	10,550.00
Adam Scott	67-72-79-73-291	32,500.00	66.	David Edwards	72-73-81-77-303	10,350.00
Rory Sabbatini	71-71-75-74-291	32,500.00		Peter Jacobsen	73-71-80-79-303	10,350.00
Jonathan Byrd	74-72-71-74-291	32,500.00	68.	Chris Smith	73-72-84-75-304	10,200.00
Lee Westwood	72-68-75-76-291	32,500.00	69.	J.L. Lewis	77-69-85-76-307	10,100.00
34. Glen Day	73-73-74-72-292	25,250.00				
J.P. Hayes	73-72-73-74-292	25,250.00				
Stephen Leaney	73-72-73-74-292	25,250.00				

Did Not Qualify

Briny Baird 77-70, Sergio Garcia 73-74, Scott McCarron 74-73, Craig Parry 75-72, Rod Pampling 74-73, Tom Lehman 74-73, Scott Verplank 69-78, Trevor Immelman 72-75, Scott Laycock 74-73, Stephen Ames 75-73, Joel Edwards 72-76, Paul Azinger 69-79, Pat Perez 74-74, Jack Nicklaus 76-72, Tom Pernice Jr. 75-73, Andy Miller 74-74, Jerry Pate 76-74, Geoff Ogilvy 78-72, Ben Curtis 74-76, David Smail 74-76, Matt Kuchar 76-75, Fred Funk 75-76, Harrison Frazar 74-77, Carlos Franco 78-74, Notah Begay III 71-82, Steve Flesch 76-77, Hank Kuehne 77-76, Matt Gogel 75-79, Bernhard Langer 79-75, Steve Allan 77-77, Mark Brooks 76-80, Alejandro Larrazabal 88-77, Brendan Pappas 68-76-WD, Rocco Mediate 73-WD, Robert Allenby 76-WD, Craig Stadler WD.

2002 Memorial Tournament



Round 1

Bob Tway birdied his first three holes, and four of his first five, and had only 24 putts on his way to a 7-under-par 65 and one-stroke lead on a fast course.

Tway, the 1989 Memorial winner but without a PGA Tour win in seven years, also had two birdies and an eagle on the back nine as he shot his best score in 18 appearances in the Tournament.

Tiger Woods (74), trying to become the first since 1930 to win the same PGA Tour event four years in a row, had 10 pars and a birdie through 11 holes before struggling to the finish. He bogeyed Nos. 12 and 13, got one of the strokes back with a birdie at 15, then lost more ground with a three-putt double bogey from 30 feet at the 18th.

Woods was coming off a victory in Germany the previous weekend.

"I think it would be difficult to fly to Germany and win a tournament and fly back and play good," Tway said.

Round 2

Justin Leonard, winner of the 1992 U.S. Amateur at Muirfield Village, shot 65 for 10-under 134 and a one-stroke lead over Harrison Frazar (65), his former teammate at the University of Texas. Frazar cost himself a share of the lead with a three-putt bogey at No. 18.

"We have always been good friends and we have always been extremely competitive with each other. And we push each other," Frazar said.

"I'm not trying to give myself any credit, but I saw that he was playing (well) out there and I bet that that had something to do with him seeing my name on the board.

"It's the same way when I see his name on the board. I want to try to get up there with him. We're always pulling for each other . . . but at the same time we want to beat each other's brains out."

A record 62 golfers broke par, and the field's scoring average (70.971) was the lowest in seven years.

Round 3

Tway missed only one fairway and two greens in windy conditions and shot a bogey-free 68 to take a one-stroke lead at 12-under 204.

Tway's 15-foot birdie putt at No. 17 separated him from Leonard and Stewart Cink, each of whom squandered leads on the back nine. Cink (69) had a three-putt bogey at No. 18 and Leonard (72) bogeys at 13 and 15.

Gusting winds prevented anyone from pulling away. Twenty golfers finished within six strokes of the lead, the tightest the leader board had been bunched after three rounds since 1995. Not among the 20 contenders was Woods (72), who was 12 strokes off the lead and out of reach of a fourth consecutive Memorial title.

Round 4

Five strokes off the lead and behind nine players at the start, Jim Furyk maneuvered through a final-round free-for-all with a 65 to finish 14-under 274 and win by two strokes.

It was the lowest closing score by a Memorial winner, and the five-stroke comeback in the final round tied David Edwards' record from 1992.

Seven players had at least a share of the lead in the final round. While Tway (73), Cink (73) and Leonard (74) retreated on the front nine, Furyk got in contention with birdies at Nos. 8 and 9 and swept into the lead on the back nine with three birdies and an eagle in a span of five holes.

"I was really surprised by the time I got to the seventh green," said Furyk, 32. "I had made one birdie and a couple of good par saves . . . and I'm only three back. I'm looking at the board saying, 'Wow, I'm only three back, and there's a lot of golf to play.' It kind of gets you excited."

Furyk chipped in from 25 feet for birdie at No. 12 to tie for the lead, made a 7-foot putt for birdie at 14 to regain a share, and holed a 30-foot bunker shot for eagle at 15 to take a two-shot lead. He expanded his lead to three with a 15-foot birdie putt at No. 16. A bogey at 17 proved inconsequential.

The eagle at 15 was reminiscent of Paul Azinger's winning birdie out of the sand at No. 18 in the 1993 Memorial.

"You don't want to miss that green to the right with the pin on the right. You wouldn't expect to get that one up-and-down a lot," Furyk said.

"I just happened to hit the right shot. I didn't land it too far on the green. . . . I couldn't really see the level of the green. The last thing I saw was . . . (the ball) was right on line with the pin. So I just waited for a reaction, and the fans went nuts."

Stats Leaders

Driving distance: Sergio Garcia (301.4)

Fairways hit: Olin Browne, Fred Funk (52/56)

Greens in regulation: David Gossett (59/72)

Scrambling: Jerry Kelly (16/20)

Putts per round: Billy Andrade, Rod Pamplung (26.25)

2002 Memorial Tournament

Dates: May 23-26

Purse: \$4,500,000

Par: 36-36—72

Yardage: 7,224

Leaders

First round – Bob Tway 65; Stewart Cink 66; Stuart Appleby 67; Tom Lehman, Tom Pernice Jr. 68.

Second round – Justin Leonard 134; Harrison Frazar 135; Tway, Cink, Vijay Singh 136.

Third round – Tway 204; Cink 205; Leonard 206; John Cook, Shigeki Maruyama, Skip Kendall 207.

Cut – 75 players from a starting field of 105 at 2-over-par 146 or better.


Weather – Thursday: Mix of sun and clouds with temperatures reaching the mid-70s. **Friday:** Cloudy with temperatures in the low 60s and late-day rain. Play was suspended from 6:15-7:15 p.m. (1 hour) because of thunderstorms in the area. **Saturday:** Continued cool and rainy in the morning, partly cloudy with temperatures rising to the high 70s in the afternoon. **Sunday:** Overcast and cool in the morning, mostly sunny with temperatures reaching the high 60s in the afternoon.

1. Jim Furyk	71-70-68-65-274	\$810,000.00	Peter Lonard	73-71-70-70-284	22,860.00
2. John Cook	73-69-65-69-276	396,000.00	Len Mattiace	71-73-71-69-284	22,860.00
David Peoples	69-74-65-68-276	396,000.00	Mike Weir	74-68-72-70-284	22,860.00
4. David Duval	75-69-67-66-277	169,650.00	42. Olin Browne	70-71-71-73-285	16,650.00
Harrison Frazar	70-65-75-67-277	169,650.00	J.L. Lewis	75-70-68-72-285	16,650.00
Shigeki Maruyama	74-66-67-70-277	169,650.00	Frank Lickliter II	69-72-70-74-285	16,650.00
Vijay Singh	69-67-72-69-277	169,650.00	45. Tim Herron	74-69-71-72-286	13,545.00
Bob Tway	65-71-68-73-277	169,650.00	Steve Jones	74-70-68-74-286	13,545.00
9. Billy Andrade	72-72-67-67-278	117,000.00	Billy Mayfair	71-72-72-71-286	13,545.00
Stewart Cink	66-70-69-73-278	117,000.00	Tom Pernice, Jr.	68-73-72-73-286	13,545.00
Jerry Kelly	71-71-68-68-278	117,000.00	49. Glen Day	72-69-74-72-287	10,902.86
Phil Mickelson	73-66-70-69-278	117,000.00	Joel Edwards	75-68-73-71-287	10,902.86
13. Ernie Els	70-71-69-69-279	87,000.00	Rod Pampling	75-69-72-71-287	10,902.86
Brad Faxon	71-69-70-69-279	87,000.00	Dennis Paulson	74-72-70-71-287	10,902.86
John Rollins	72-69-68-70-279	87,000.00	Scott Verplank	72-68-74-73-287	10,902.86
16. Tim Clark	77-64-68-71-280	72,000.00	Briny Baird	75-70-67-75-287	10,902.85
Skip Kendall	73-66-68-73-280	72,000.00	Brett Quigley	71-71-68-77-287	10,902.85
Justin Leonard	69-65-72-74-280	72,000.00	56. Robert Damron	72-73-74-69-288	10,125.00
19. Rocco Mediate	70-73-68-70-281	58,500.00	Andrew Magee	72-74-71-71-288	10,125.00
Heath Slocum	73-66-69-73-281	58,500.00	Mark O'Meara	76-68-71-73-288	10,125.00
Jeff Sluman	69-70-71-71-281	58,500.00	Chris Smith	75-69-71-73-288	10,125.00
22. Fred Funk	72-70-69-71-282	43,200.00	60. Jose Coceres	70-73-74-72-289	9,720.00
John Huston	73-70-71-68-282	43,200.00	David Edwards	73-69-72-75-289	9,720.00
Tom Lehman	68-73-71-70-282	43,200.00	Matt Gogel	73-73-71-72-289	9,720.00
Craig Stadler	73-69-70-70-282	43,200.00	Carl Paulson	75-69-74-71-289	9,720.00
Tiger Woods	74-70-72-66-282	43,200.00	Kenny Perry	74-68-74-73-289	9,720.00
27. Robert Allenby	70-73-72-68-283	31,950.00	65. Jay Don Blake	76-69-75-70-290	9,315.00
Charles Howell III	70-76-67-70-283	31,950.00	Chad Campbell	76-69-72-73-290	9,315.00
Steve Lowery	73-72-68-70-283	31,950.00	Geoff Ogilvy	75-70-72-73-290	9,315.00
Jeff Maggert	72-67-74-70-283	31,950.00	Toru Taniguchi	74-68-75-73-290	9,315.00
Corey Pavin	73-69-72-69-283	31,950.00	69. Kevin Sutherland	73-71-71-77-292	9,090.00
32. Stuart Appleby	67-73-71-73-284	22,860.00	70. Garrett Willis	73-69-73-79-294	9,000.00
Paul Azinger	73-68-69-74-284	22,860.00	71. Jack Nicklaus	71-74-71-79-295	8,910.00
Cameron Beckman	72-70-69-73-284	22,860.00	72. Paul Stankowski	75-71-74-76-296	8,820.00
K.J. Choi	71-74-71-68-284	22,860.00	73. Sergio Garcia	75-70-77-75-297	8,730.00
David Gossett	70-72-69-73-284	22,860.00	74. Bubba Dickerson	74-72-78-76-300	8,640.00
Lee Janzen	73-68-70-73-284	22,860.00	75. Carlos Franco	74-71-78-79-302	8,550.00
Matt Kuchar	74-72-67-71-284	22,860.00			

Did Not Qualify

David Berganio Jr. 74-73, David Frost 71-76, Ian Leggett 72-75, Craig Parry 76-71, Michael Hoey 76-71, Jay Haas 74-73, Franklin Langham 72-75, Jonathan Byrd 78-69, Joey Sindelar 75-72, Steve Flesch 73-75, Erik Compton 76-72, Jeff Julian 77-71, Scott Laycock 75-73, Chris Riley 72-76, Craig Perks 76-73, Brett Wetterich 78-71, Mike Hulbert 79-70, Pat Perez 79-71, Curtis Strange 75-75, Mark Calcavecchia 75-76, Per-Ulrik Johansson 73-78, J.J. Henry 75-76, Fred Couples 80-71, Bryce Molder 77-74, Gary Nicklaus 78-73, John Daly 81-71, Kaname Yokoo 77-75, Greg Chalmers 83-72, Roger Maltbie 84-78, Jesper Parnevik 77-WD.

2001 Memorial Tournament



Round 1

Scott Verplank and Chris Smith had seven birdies apiece and shot 6-under-par 66 in swirling winds to share the lead by one stroke.

Smith, a former Ohio State golfer, was playing in his first Memorial, was first off the tee, said he "had way too much adrenaline going" and hooked his drive into trees. But he recovered to par the hole.

"I think that's when I took my first breath, when I was walking off the first green," he said. "After that, I felt pretty good. It got me going. I birdied the second hole (from 10 feet) and then I was kind of off to the races."

Greens that had been rebuilt during the past five years produced putting surfaces that course designer Jack Nicklaus said were as fast as they had been in more than a decade.

Two-time defending champion Tiger Woods (68) more than made up for a double bogey on No.3 by eagling both par-5s on the back nine. He played the last eight holes 6 under par.

Round 2

Two days after delivering an emotional eulogy at a ceremony for his friend and Memorial honoree, the late Payne Stewart, Paul Azinger shot 67 for 9-under 135 and a one-stroke lead.

Azinger, the 1993 Memorial winner, had five consecutive birdies on Nos.13-17 and said he was "laser accurate" with his irons despite stiff winds that blew in behind a rainstorm. Three of the birdies, at 13, 16 and 17, came with the wind at his back.

The lift, clean and place rule was in effect after two morning storms dumped more than an inch of rain on the course. Play was suspended more than two hours after the second downpour.

Round 3

Azinger weathered two broken drivers and a series of weather suspensions to retain his one-stroke lead with a 69 and 12-under 204 total.

Azinger's driver head cracked while he warmed up before the round, and he accidentally snapped the shaft on its replacement while leaning on it at No.6. He then had to persevere through weather delays that

pushed his starting time to 4:51 p.m. and forced him to return to the course to play his final four holes Sunday morning.

"The conditions were really severe and I knew that bogeys were going to happen," Azinger said after completing play Saturday night. "I didn't get frustrated. I really just felt like I could not win the Tournament today, just plug along, you've got a long ways to go."

Golfers again were allowed to lift, clean and place their balls. Nevertheless, the field averaged more than a stroke above par in the soggy conditions.

Round 4

One stroke behind Azinger (74) at the start and going head-to-head with him in the final pairing, Woods took the lead with an eagle at No.5 and pulled away to a seven-stroke victory with a 66 for 17-under 271.

Woods, 25, became the first since Tom Watson in 1980 to win the same PGA Tour event three years in a row.

After Azinger's second shot at No.5 landed in a stream short of the green, Woods stopped a 2-iron shot from 249 yards 6 feet from the pin and made the putt. Azinger's bogey made it a three-shot swing and a two-stroke lead for Woods.

"It was probably a mistake for me to take a crack at that point," Azinger said. "I was one shot ahead and my strength all week had been my wedge game, not my long game. I maybe should have just laid back and played to my strength."

When Azinger bogeyed and Woods parred No.6, the margin between them was three strokes, and Woods' lead was not less than that the rest of the way.

"I wanted to make that putt and not give him any kind of hope there that he could turn it around," said Woods, who then birdied No.7 for good measure.

"I hate that we didn't have a closer fight," Azinger said. "He looked so bored. I told him I was sorry I didn't give [him] a better game."

After playing the first 10 holes of the Tournament 2 over par, Woods was 19-under on the remaining 62, including 14-under on the par-5s, with three eagles.

"I said at the beginning of the week (that) I certainly would not bet against him," Tournament host Jack Nicklaus said, "and certainly the (wet) conditions we had this week, because of the length they made the par-5's, made it much, much greater to his advantage."

"It was just sort of a walk in the park for him today once he got started."

Stats Leaders

Driving distance: John Daly (283.9)

Fairways hit: John Cook, Fred Funk (51/56)

Greens in regulation: Kenny Perry, Tiger Woods (55/72)

Scrambling: Tiger Woods (13/17)

Putts per round: Stuart Appleby (26)

2001 Memorial Tournament

Dates: May 31-June 3

Purse: \$4,100,000

Par: 36-36—72

Yardage: 7,221

Leaders

First round – Chris Smith, Scott Verplank 66; Jeff Sluman, Stuart Appleby 67.

Second round – Paul Azinger 135; Vijay Singh 136; Smith, Tiger Woods, Sergio Garcia 137.

Third round – Azinger 204; Woods 205; Appleby, Garcia 207; Robert Allenby, Stewart Cink, Scott Hoch 208.

Cut – 70 players from a starting field of 105 at 3-over-par 147 or better.


Weather – Thursday: Mix of sun and clouds and breezy in the afternoon with temperatures rising into the high 60s. **Friday:** Two downpours suspended play from 10:43-12:50 p.m. (2 hours, 7 minutes) and resulted in darkness stopping play at 8:50 p.m. with three players on the course. Temperatures in the mid- to high 60s. **Saturday:** Heavy rain postponed the start of the third round until noon. Play was suspended from 12:25-3:04 p.m. (2 hours, 39 minutes) because of unplayable fairways and resumed at 3:04 p.m. with temperatures in the mid-60s. A threat of lightning suspended play from 3:56-4:15 p.m. (19 minutes), and darkness suspended the round at 8:54 p.m. with 25 players on the course. **Sunday:** Overcast with temperatures in the mid-50s to low 60s.

1. Tiger Woods	68-69-68-66-271	\$738,000.00	37. Shigeki Maruyama	70-75-70-73-288	19,270.00
2. Sergio Garcia	68-69-70-71-278	360,800.00	Steve Stricker	74-70-72-72-288	19,270.00
Paul Azinger	68-67-69-74-278	360,800.00	Bob Tway	72-72-68-76-288	19,270.00
4. Stewart Cink	72-69-67-71-279	196,800.00	40. Mark Calcavecchia	69-73-74-73-289	16,810.00
5. Toru Taniguchi	68-74-69-69-280	155,800.00	Dennis Paulson	68-74-70-77-289	16,810.00
Vijay Singh	70-66-73-71-280	155,800.00	Mike Sposa	68-78-72-71-289	16,810.00
7. Kenny Perry	72-69-71-69-281	127,783.34	43. David Frost	71-72-75-72-290	14,350.00
Robert Allenby	69-69-70-73-281	127,783.33	Billy Mayfair	68-74-76-72-290	14,350.00
Stuart Appleby	67-71-69-74-281	127,783.33	Garrett Willis	72-70-73-75-290	14,350.00
10. Scott Hoch	70-69-69-74-282	110,700.00	46. Aaron Baddeley	71-73-73-74-291	11,944.67
11. Lee Janzen	74-71-71-67-283	90,200.00	Rich Beem	71-70-76-74-291	11,944.67
Kevin Sutherland	69-72-71-71-283	90,200.00	David Peoples	74-72-74-71-291	11,944.66
Fred Funk	71-68-71-73-283	90,200.00	49. J.P. Hayes	71-76-74-71-292	10,229.50
Steve Flesch	72-67-71-73-283	90,200.00	Franklin Langham	74-73-73-72-292	10,229.50
15. Peter Lonard	75-69-71-69-284	65,600.00	Andrew Magee	74-70-74-74-292	10,229.50
Jeff Sluman	67-73-73-71-284	65,600.00	Paul Stankowski	72-71-74-75-292	10,229.50
Gary Nicklaus	72-72-70-70-284	65,600.00	53. Hal Sutton	71-71-75-76-293	9,539.34
Fred Couples	72-75-72-65-284	65,600.00	Bob May	75-71-76-71-293	9,539.33
Charles Howell III	73-68-70-73-284	65,600.00	Carl Paulson	71-73-76-73-293	9,539.33
20. Jay Haas	68-76-72-69-285	47,765.00	56. Robert Damron	74-71-70-79-294	9,225.00
John Daly	73-68-75-69-285	47,765.00	Shingo Katayama	71-76-76-71-294	9,225.00
John Cook	72-68-72-73-285	47,765.00	Frank Nobilo	73-72-77-72-294	9,225.00
Greg Chalmers	72-68-71-74-285	47,765.00	Chris Smith	66-71-81-76-294	9,225.00
24. Mark Brooks	72-72-72-70-286	33,210.00	60. Brian Gay	71-74-78-72-295	8,938.00
Skip Kendall	73-70-72-71-286	33,210.00	Cliff Kresge	71-75-74-75-295	8,938.00
Len Mattiace	72-67-73-74-286	33,210.00	Rory Sabbatini	73-69-77-76-295	8,938.00
Joe Ozaki	69-69-74-74-286	33,210.00	63. Billy Andrade	72-71-74-79-296	8,692.00
Jim Furyk	69-69-74-74-286	33,210.00	Ernie Els	69-75-75-77-296	8,692.00
Scott Verplank	66-72-72-76-286	33,210.00	Duffy Waldorf	68-75-80-73-296	8,692.00
30. Brad Faxon	70-71-75-71-287	24,365.72	66. Steve Lowery	72-70-78-77-297	8,528.00
Jonathan Kaye	71-71-74-71-287	24,365.72	67. Carlos Franco	69-74-77-78-298	8,446.00
Jesper Parnevik	68-75-73-71-287	24,365.72	68. Harrison Frazar	76-71-75-78-300	8,364.00
Chris DiMarco	74-70-74-69-287	24,365.71	69. Curtis Strange	71-75-77-78-301	8,282.00
Justin Leonard	71-73-74-69-287	24,365.71	70. Esteban Toledo	76-70-82-74-302	8,200.00
Grant Waite	68-71-72-76-287	24,365.71			
Mike Weir	72-69-71-75-287	24,365.71			

Did Not Qualify

David Berganio Jr. 74-74, K.J. Choi 75-73, Scott Dunlap 77-71, Brad Elder 75-73, Tim Herron 74-74, Mikko Ilonen 78-70, Trevor Immelman 77-71, Jerry Kelly 75-73, Scott McCarron 74-74, Jack Nicklaus 75-73, Don Pooley 73-75, Tom Purtzer 75-73, Chris Riley 72-76, Jean Van de Velde 75-73, Fuzzy Zoeller 78-70, Olin Browne 73-76, Steve Jones 75-74, Frank Lickliter II 73-76, Brett Quigley 72-77, Jarmo Sandelin 72-77, Hidemichi Tanaka 74-75, Craig Barlow 76-74, Jim Carter 75-75, Michael Clark II 72-78, Steve Pate 73-77, Joe Durant 76-75, Roger Maltbie 72-79, Mark O'Meara 74-77, Geoff Ogilvy 76-75, Glen Day 74-78, Chris Perry 77-76, Kaname Yokoo 73-80, Greg Norman 82-73, Keith Fergus 83-76, Stephen Ames WD.

2000 Memorial Tournament



Round 1

Harrison Frazar shot 6-under-par 66 for a three-stroke lead as wind, slick greens, deep rough and a toughened course created the most difficult scoring conditions in 10 years.

Three golfers – Frazar, Kenny Perry (69) and Tom Scherrer (69) – broke 70, only 18 bettered par, and the field averaged 74.352 strokes, the highest for a Memorial round in 10 years.

“The golf course was tough. The wind was a little gusty. So it was very much an exercise in patience out there,” Frazar said.

Three of the course’s four par-5 holes and the par-4 No.6 were remodeled and strengthened after the previous year’s Tournament, and 11 greens were rebuilt and recontoured.

Frazar missed only one fairway and three greens, birdied six holes with nothing longer than a 12-foot putt and saved par out of the only two greenside bunkers his ball found.

“My caddie and I were just very focused on trying to make sure we were not going to pull the trigger until we were sure what the yardage was, where we wanted it to go and what the wind was doing,” Frazar said, “because you could sit there on the same shot and it would be right to left, switch into you and go right to left again. So you just really had to make your mind up, pick a spot, hit it and hope you guessed right.

“Fortunately, I did. I guessed well – educated guesses.”

Round 2

Defending champion Tiger Woods equaled the second-best score in Memorial history with a bogey-free 63 and, at 10-under 134, took a one-stroke lead over Frazar (69).

Woods, who began the round five strokes off the lead, passed Frazar with three birdies and a par-saving chip-in on the last four holes. He had 23 putts in the round compared to 31 in his first round.

Absent wind, the course played more than three strokes easier than in the first round, the largest swing from one round to the next in 22 years.

“Today was a day I knew the golf course was playing a little more benign than it was yesterday,” Woods said. “You could see by the way the guys were playing early in the morning that it could be had.

“I got the pin sheet before I teed off. They were a lot more accessible than they were yesterday, and with that in mind, you could go ahead and attack if you drove the ball in the fairway.”

Round 3

Woods shot 65 for 17-under 199, one shot off the Memorial’s 54-hole record, and built a record six-stroke lead after three rounds. His back-to-back scores of 63-65 broke the Tournament’s previous record for a 36-hole segment by three strokes.

A soft course uncomplicated by wind gave up a subpar scoring average for the second straight day. Scoring also was helped by the PGA Tour’s decision to implement the lift, clean and place rule in anticipation of heavy rain. None materialized, however, as barely one-tenth of an inch fell.

“In hindsight, I’m sorry,” said Ben Nelson, the tour’s on-site tournament director, “but at the time (the decision was made, shortly before 8 a.m.), it was raining fairly good and we thought it was going to continue for awhile.”

Round 4

The six-stroke lead Woods held at the start did not shrink to less than four as he became the first to win back-to-back Memorials with a five-shot victory.

He won for the 17th time in the last 18 tournaments in which he took a lead into the final round. He also successfully defended a tournament title for the first time in nine attempts as a professional.

Woods, 24, closed with a 70 for 19-under 269, one stroke off the 72-hole Memorial record by Tom Lehman in 1994.

“Going out today, I needed to shoot a good front nine to try to increase my lead and make sure these guys didn’t have a chance on the back nine,” Woods said. “The main thing was to keep it on the fairways and greens and I’d be all right, and I was able to do that – except for the last hole.”

Woods cost himself a shot at Lehman’s record when his 7-iron approach to No.18 sailed 30 yards past the pin and caromed off a cart path and onto the grassy hillside behind the green. He bogeyed from there.

“I knew the record was 20 under,” he said, “but it was not my driving force today.”

Woods and everyone else finished a day later than scheduled after more than an inch of rain fell Sunday and washed out all but the first three hours of play. The lift, clean and place rule was used for the second straight round.

Stats Leaders

Driving distance: Tiger Woods (292.6)

Fairways hit: Justin Leonard, Frank Lickliter II, Scott Verplank (51/56)

Greens in regulation: Rocco Mediate (57/72)

Scrambling: Tiger Woods (13/16)

Putts per round: Andrew Magee (25.25)

2000 Memorial Tournament

Dates: May 25-29

Purse: \$3,100,000

Par: 36-36—72

Yardage: 7,193

Leaders

First round – Harrison Frazar 66; Tom Scherrer, Kenny Perry 69.

Second round – Tiger Woods 134; Frazar 135; Ernie Els 137.

Third round – Woods 199; Steve Lowery 205; Justin Leonard 206; Mike Weir 207.

Cut – 80 players from a starting field of 105 at 4-over-par 148 or better.

Weather – Thursday: Mostly sunny and windy with temperatures rising into the low 70s. **Friday:** Mostly sunny with temperatures in the mid- to high 70s. **Saturday:** Light rain in the morning and overcast the rest of the day with temperatures in the mid-60s. **Sunday:** Temperatures in the low 60s. Thunderstorms and heavy rain in the area all day, suspending play at 11:15 a.m. with 36 players yet to tee off. The remainder of the round was postponed at 4:15 p.m. until 8:30 a.m. Monday. **Monday:** Overcast with temperatures in the low 60s.

1. Tiger Woods	71-63-65-70-269	\$558,000.00	41. Edward Fryatt	78-70-70-70-288	11,780.00
2. Ernie Els	73-64-72-65-274	272,800.00	Glen Day	72-73-68-75-288	11,780.00
Justin Leonard	70-70-66-68-274	272,800.00	Mark Calcavecchia	71-72-73-72-288	11,780.00
4. Mike Weir	74-65-68-69-276	148,800.00	Tom Lehman	72-71-72-73-288	11,780.00
5. Paul Azinger	72-71-69-66-278	113,150.00	45. Notah Begay III	72-74-68-75-289	8,866.00
Steve Flesch	76-68-64-70-278	113,150.00	Tim Herron	74-71-75-69-289	8,866.00
Steve Lowery	73-66-66-73-278	113,150.00	Greg Chalmers	71-75-72-71-289	8,866.00
8. Fred Couples	74-69-69-67-279	93,000.00	Frank Nobilo	74-71-73-71-289	8,866.00
Hal Sutton	71-71-67-70-279	93,000.00	Stewart Cink	76-72-69-72-289	8,866.00
10. J.P. Hayes	74-66-71-69-280	80,600.00	Peter Jacobsen	74-68-74-73-289	8,866.00
Shigeki Maruyama	73-69-68-70-280	80,600.00	51. Joe Ozaki	72-71-74-73-290	7,295.00
12. Brad Elder	71-68-69-73-281	71,300.00	Duffy Waldorf	74-68-75-73-290	7,295.00
13. Scott Hoch	74-67-71-70-282	58,125.00	Brent Geiberger	72-72-73-73-290	7,295.00
Rocco Mediate	73-71-68-70-282	58,125.00	Tom Scherrer	69-71-75-75-290	7,295.00
Olin Browne	71-68-72-71-282	58,125.00	A-Luke Donald	74-71-73-72-290	–
Greg Kraft	70-73-68-71-282	58,125.00	Rich Beem	71-69-75-75-290	7,295.00
17. Stuart Appleby	76-69-69-69-283	46,500.00	Mark O'Meara	73-69-73-75-290	7,295.00
Jay Haas	75-70-69-69-283	46,500.00	58. Fred Funk	73-70-71-77-291	6,882.00
Chris Perry	74-70-71-68-283	46,500.00	Nick Faldo	79-69-71-72-291	6,882.00
20. Carlos Franco	73-71-70-70-284	34,844.00	David Edwards	71-72-77-71-291	6,882.00
Harrison Frazar	66-69-78-71-284	34,844.00	Scott Dunlap	76-72-71-72-291	6,882.00
Bill Glasson	72-68-73-71-284	34,844.00	John Huston	71-72-72-76-291	6,882.00
Andrew Magee	76-71-71-66-284	34,844.00	63. Bob Tway	74-69-70-79-292	6,696.00
Scott Verplank	71-72-73-68-284	34,844.00	64. Dennis Paulson	79-69-73-72-293	6,572.00
25. Gary Nicklaus	72-68-74-71-285	22,669.00	Jack Nicklaus	75-73-72-73-293	6,572.00
Robert Damron	74-69-71-71-285	22,669.00	Tom Pernice Jr.	77-71-72-73-293	6,572.00
Jeff Sluman	73-71-70-71-285	22,669.00	67. Ted Tryba	72-74-72-76-294	6,448.00
Jonathan Kaye	72-69-72-72-285	22,669.00	68. Corey Pavin	77-71-76-71-295	6,169.00
Jerry Kelly	72-71-70-72-285	22,669.00	Steve Jones	74-73-77-71-295	6,169.00
Larry Mize	74-71-67-73-285	22,669.00	Keith Fergus	73-75-73-74-295	6,169.00
Jim Furyk	73-70-69-73-285	22,669.00	John Cook	76-72-72-75-295	6,169.00
David Duval	73-69-68-75-285	22,669.00	Joel Edwards	73-74-73-75-295	6,169.00
33. Paul Goydos	72-72-70-72-286	16,378.00	Steve Stricker	74-72-73-76-295	6,169.00
Mark Brooks	72-69-72-73-286	16,378.00	Neal Lancaster	74-71-74-76-295	6,169.00
J.L. Lewis	74-74-70-68-286	16,378.00	Skip Kendall	73-72-73-77-295	6,169.00
Gabriel Hjertstedt	70-70-72-74-286	16,378.00	76. Don Pooley	76-72-77-71-296	5,828.00
Vijay Singh	72-69-68-77-286	16,378.00	Billy Mayfair	75-72-74-75-296	5,828.00
Brad Faxon	74-73-68-71-286	16,378.00	Bob Estes	71-71-75-79-296	5,828.00
39. Kenny Perry	69-72-70-76-287	13,640.00	79. Jay Don Blake	76-72-76-73-297	5,704.00
Frank Lickliter	76-71-69-71-287	13,640.00			

Did Not Qualify

Kevin Sutherland 76-73, Brian Watts 74-75, Jim Carter 77-72, Franklin Langham 77-72, Fuzzy Zoeller 75-75, Brian Henninger 75-75, Craig Spence 78-72, Chris DiMarco 75-75, John Daly 78-72, Billy Andrade 76-74, Joey Sindelar 76-75, Jeff Maggert 76-75, Robert Allenby 78-73, Matt Gogel 76-75, Kevin Wentworth 78-74, Scott Gump 79-73, Jerry Smith 76-76, Graeme Storm 81-72, Darren Fichardt 82-73, Rory Sabbatini 83-73, Aaron Baddeley 82-75, David Sutherland 84-75, Kazuhiko Hosokawa 83-76, Hunter Haas 75-85, Roger Maltbie 84-WD, Greg Norman 70-71-76-WD.

1999 Memorial Tournament



Round 1

Lee Janzen had eight birdies and shot 7-under-par 65 for a two-stroke lead over a trio of players that included 19-year-old Sergio Garcia, playing in just his second PGA Tour event.

A dry, fast track, windy weather and some course alterations by Jack Nicklaus – narrower fairways, six new greens and additional bunkering – yielded an uncharacteristic leader board dominated by accurate drivers, none moreso than Janzen, a two-time U.S. Open champion.

"I liked the wide fairways when we played here before," Janzen said, "but when it's soft, it doesn't do any good. I was excited when (I heard) they were narrowing some of the fairways. I also like to see it play really fast. I like conditions when they're hard and fast."

Janzen had eight birdies – seven of them inside 10 feet, the other from 12 – and one bogey, at No.18, where he attacked a pin cut five paces from the front of the green and his ball spun back off.

Round 2

Managing his mishaps better than anyone else did, Tiger Woods manufactured a 66 for a 10-under 134 and one-stroke lead over Janzen (70) and Vijay Singh (67).

"I hit some horrible shots . . . but they're not as bad as they used to be, and that's a big difference," said Woods, who had been adjusting to a swing change for the past year. He had five straight birdies on the front nine, including two out of the rough.

Janzen lost his share of the lead with a double bogey at No.18 after needing two swings to escape the left greenside bunker. Singh, the 1997 Memorial winner, gave up his share with a bogey at No.16 and also had a double bogey at 11.

"Watching (his 6-iron approach) come down, I thought it was going to land on the green," Janzen said. "But it hit the slope of the bunker and then kicked left and went all the way to the other side to the lip. I basically had nothing."

Round 3

Woods turned conservative as his round progressed in heat and swirling winds and shot 70 for 12-under 204 and a two-stroke lead over Singh (71).

Woods said as the course dried out, instead of shooting for pins, as he had on the front nine in birdieing Nos.4 and 5 to reach 12 under par, he tried playing short and let the ball run to them.

"When I had a chance to throw the ball in a little higher, I did. But the wind dictated whether I could or not," he said. "And I tried to play one shot at a time. That's the old saying, but I just tried not to get ahead of myself."

After Woods bogeyed Nos.10 and 12 around a birdie at 11, Singh had a chance to tie him at 12. But he missed a 6-foot birdie putt and Woods held the lead the rest of the way.

Only six golfers broke 70, fewest in a Memorial round in nine years.

Round 4

Woods (69) was a wizard with his wedges as he got up and down for birdies or pars eight times and won by two strokes over Singh (69) with a 15-under 273.

Singh matched Woods score for score until the 11th hole, where Woods lipped out a 5-foot putt for birdie and Singh two-putted for his. When Singh's tee shot at No.12 stuck 5 feet from the pin, the game was on. But before Singh had a chance to tie, Woods rolled in his 15-foot putt for birdie to maintain his one-stroke advantage.

"To step up and bury a 9-iron back there and just bury the putt, that I think sent a message that I'm not going to back off," Woods said. "If I miss that, it's a tie ballgame. It put the onus back on him."

Woods' most audacious escape, however, came at No.14 with him still leading by one. Lying two in high grass behind the green, he failed to advance his ball out of the rough on his first attempt. But he chipped in his next shot from 25 feet for par, and his lead increased to two strokes after Singh bogeyed.

"It's part of my game I've thrived on because it's a factor that will demoralize most opponents," said Woods, 23. "I could sense it in Vijay."

Singh never drew closer, missing birdie chances on Nos.16 and 17.

He missed only two fairways and three greens in regulation in the final round, but over the final two days, head-to-head with Woods, Singh had 61 putts to Woods' 54.

"I played better golf than Tiger did today and he won," Singh said. "He scored when he needed to. I hit better shots from tee to green, but he was better on the greens. So that's the end of that."

Stats Leaders

Driving distance: Vijay Singh (297.9)

Fairways hit: David Edwards, Bill Glasson (50/56)

Greens in regulation: Vijay Singh (56/72)

Scrambling: J.P. Hayes (25/32)

Putts per round: Billy Andrade, J.P. Hayes, Joe Ozaki (26.5)

1999 Memorial Tournament

Dates: June 3-6

Purse: \$2,550,000

Par: 36-36—72

Yardage: 7,176

Leaders

First round – Lee Janzen 65; Frank Nobilo, Chris Perry, Sergio Garcia 67.

Second round – Tiger Woods 134; Janzen, Vijay Singh 135; Garcia, Justin Leonard 137.

Third round – Woods 204; Singh 206; Dennis Paulson 208; David Duval, Mark Calcavecchia, Bill Glasson 209.

Cut – 75 players from a starting field of 105 at 4-over-par 148 or better.

Weather – Mostly sunny all four days with temperatures in the 60s and 70s the first two days and climbing to the low 90s by Sunday.

1. Tiger Woods	68-66-70-69- 273	\$459,000.00	John Cook	70-71-72-74- 287	11,777.37
2. Vijay Singh	68-67-71-69- 275	275,400.00	Jay Haas	72-69-72-74- 287	11,777.37
3. Olin Browne	72-70-72-65- 279	132,600.00	Tim Herron	71-73-72-71- 287	11,777.37
David Duval	72-68-69-70- 279	132,600.00	43. Billy Andrade	69-72-72-75- 288	8,415.00
Carlos Franco	74-67-70-68- 279	132,600.00	Glen Day	71-75-71-71- 288	8,415.00
6. Dennis Paulson	68-71-69-72- 280	91,800.00	Jim Furyk	71-67-76-74- 288	8,415.00
7. Ernie Els	69-72-70-70- 281	76,818.75	Jesper Parnevik	72-71-71-74- 288	8,415.00
Bill Glasson	70-68-71-72- 281	76,818.75	Tom Pernice, Jr.	72-74-70-72- 288	8,415.00
Justin Leonard	68-69-74-70- 281	76,818.75	48. Bob Estes	72-73-71-73- 289	6,579.00
Kaname Yokoo	73-70-67-71- 281	76,818.75	Skip Kendall	72-67-75-75- 289	6,579.00
11. Sergi Garcia	67-70-74-71- 282	58,650.00	Billy Mayfair	72-75-72-70- 289	6,579.00
Phil Mickelson	69-73-69-71- 282	58,650.00	Scott Verplank	71-73-70-75- 289	6,579.00
Kenny Perry	73-66-71-72- 282	58,650.00	52. Robert Allenby	71-70-74-75- 290	6,069.00
14. J.P. Hayes	71-68-73-71- 283	43,350.00	Harrison Frazar	72-76-72-70- 290	6,069.00
Frank Lickliter	73-65-73-72- 283	43,350.00	44. David Edwards	72-69-77-73- 291	5,840.00
Andrew Magee	71-74-70-68- 283	43,350.00	Steve Flesch	70-78-72-71- 291	5,840.00
Corey Pavin	73-69-72-69- 283	43,350.00	Brent Geiberger	72-75-70-74- 291	5,840.00
Brian Watts	70-74-66-73- 283	43,350.00	Scott Simpson	75-70-76-70- 291	5,840.00
19. Paul Azinger	76-69-66-73- 284	30,906.00	58. Wayne Grady	71-74-73-74- 292	5,712.00
Chris DiMarco	71-72-70-71- 284	30,906.00	59. Fred Couples	71-74-76-72- 293	5,533.84
Tom Lehman	70-73-73-68- 284	30,906.00	Per-Ulrik Johansson	74-69-79-71- 293	5,533.84
Larry Mize	71-68-76-69- 284	30,906.00	Mark Brooks	72-71-75-75- 293	5,533.83
Joe Ozaki	70-70-71-73- 284	30,906.00	Trevor Dodds	73-72-75-73- 293	5,533.83
24. Kyoung-Ju Choi	69-72-76-68- 285	20,181.43	Jarrold Moseley	73-74-73-73- 293	5,533.83
Stewart Cink	69-71-73-72- 285	20,181.43	Mark O'Meara	70-71-76-76- 293	5,533.83
Chris Perry	67-73-71-74- 285	20,181.43	65. Eric Booker	75-73-72-74- 294	5,329.50
Payne Stewart	75-65-73-72- 285	20,181.43	Len Mattiace	70-77-73-74- 294	5,329.50
Steve Stricker	69-70-73-73- 285	20,181.43	67. David Frost	74-74-73-74- 295	5,227.50
Mike Weir	73-72-74-66- 285	20,181.43	Doug Tewell	75-71-73-76- 295	5,227.50
Mark Calcavecchia	71-67-71-76- 285	20,181.42	69. Greg Norman	76-71-75-74- 296	5,151.00
31. Stuart Appleby	69-72-72-73- 286	15,459.25	70. Jack Nicklaus	74-74-76-73- 297	5,074.50
Lee Janzen	65-70-78-73- 286	15,459.25	Hidemichi Tanaka	74-71-72-80- 297	5,074.50
Frank Nobilo	67-75-73-71- 286	15,459.25	72. Bob Friend	74-74-79-72- 299	4,972.50
Curtis Strange	70-70-72-74- 286	15,459.25	Kevin Sutherland	73-74-78-74- 299	4,972.50
35. Joe Durant	71-71-74-71- 287	11,777.38	74. Ted Tryba	73-74-78-75- 300	4,896.00
Fred Funk	72-73-72-70- 287	11,777.38	75. Fuzzy Zoeller	73-72-82-74- 301	4,845.00
Dudley Hart	73-72-72-70- 287	11,777.38			
Bob Tway	72-75-71-69- 287	11,777.38			
Greg Chalmers	76-68-71-72- 287	11,777.37			

Did Not Qualify

Chris Riley 77-72, Rocco Mediate 73-76, Doug Dunakey 72-77, Steve Lowery 75-74, Scott Gump 75-74, Steve Pate 74-75, Steve Elkington 74-75, Scott McCarron 77-73, Don Pooley 75-75, Tommy Armour III 72-78, Shigeki Maruyama 71-80, Billy Ray Brown 78-73, Paul Goydos 78-73, Joey Sindelar 76-76, Ben Crenshaw 77-75, Gabriel Hjertstedt 79-73, Davis Love III 76-77, Greg Kraft 77-76, Kirk Triplett 78-76, David Toms 75-79, David Howell 76-79, Brandel Chamblee 78-77, Keith Fergus 80-75, Nolan Henke 76-80, Tommy Tolles 76-80, Roger Maltbie 75-82, Michael Bradley 70-88, Patrik Sjolund 83-77, John Huston 72-WD, John Daly 82-WD.

1998 Memorial Tournament



Round 1

Steve Pate, Trevor Dodds, Joey Sindelar and Davis Love III shot 6-under-par 66 to share a one-stroke lead on a hard and fast course that nevertheless yielded low scores. Seven golfers were a stroke off the lead, including world No. 1 Ernie Els, and 45 shot under par.

"It's not tough conditions out there," said Payne Stewart (67). "It's a beautiful day to be playing golf, and what a beautiful course to be playing on. You have three par-5s that are accessible (in two shots), and with it playing fast, you hit shorter irons into the greens than we have in the past. 'You know, we start shooting with 9-irons and 8-irons vs. the 5s and 6s, we're going to do a lot better.'"

It was the second year in a row that four players finished atop the first-round leaderboard with 66s. Love finished his round without a bogey.

Round 2

Fred Couples (67) had birdies on three of his first five holes, and seven in all, to gain a share of the lead at 9-under 135. Len Mattiace (67) birdied No. 18 to cap a bogey-free round and also gain a share.

Couples skipped six of seven Memorials from 1991-97 after an acrimonious end to his 1990 Tournament. After bogeying four holes on the back nine to lose a four-shot lead in the third round that year, he hit his drive on No. 18 through the dogleg. Despite marshals nearby and a 5-minute search, the ball was never found. Couples double-bogeyed and finished two strokes behind Greg Norman, who was declared the winner the next day when the final round was canceled.

"For a couple years . . . I really wasn't too thrilled about" the way it ended, Couples said. "So I skipped it. And once you don't keep going, you don't know what you're missing."

Rain and lightning interrupted play for nearly 2 1/2 hours late in the afternoon. Darkness suspended the round at 9 p.m., and the cut waited until three players finished Saturday morning.

Mattiace was able to perform well despite thoughts of his mother being on her deathbed with lung cancer. He said he nearly withdrew from the Memorial.

"I don't know if golf is a diversion for me or not," he said. "I know things are bad at home. But I've

managed to do a good job of playing golf when I'm away and being at home when I'm at home. But after this, I'm just going to go home and be with her."

Round 3

Couples overcame a throbbing headache and nausea to shoot another 67 for a 14-under 202 and take a three-stroke lead over Love (66).

"I hope I feel this bad tomorrow, too," he said.

Couples separated himself with an eagle on No. 15 and birdie on 16 on a day when the field blistered the course for a Tournament-record scoring average of 70.056. After an inch of rain Friday night, 31 players – nearly half the field – shot in the 60s.

Couples said he awoke with the headache after watching the movie "Titanic" on Saturday night and forced himself to stay in bed until noon, to no avail. He did not eat before his round because he was nauseous.

"You always watch out for the sick guys," Love said.

Round 4

Couples closed with a 69 for a 17-under-par 271 and a four-stroke victory over Andrew Magee (69). It exorcised the demon from his upsetting loss in the 1990 Tournament, which had caused him to skip six of the next seven Memorials.

After the win, Couples said, "I'll be back here every year. I am thrilled to win here.

"Next to Augusta, this is it for me. There are tournaments you always want to win. I think the champions here have always been great, great players. It tells you how hard the course is."

Couples, 38, left nothing to chance this time. After Magee moved within a stroke of the lead with birdies on two of his first three holes and a Couples bogey at No. 2, Couples reached the par-5 fifth and seventh holes in two shots and birdied both to build his lead to four at the turn. He held at least a three-stroke lead through the back nine despite two suspensions of play that delayed the finish until 7:30 p.m.

Winds of 15 to 25 mph winds that gusted to 35 during most of the day kept his pursuers at bay.

"I felt like 17 under is a lot under par here," he said. "I felt like, for four rounds, I played extremely well. I felt like I played as well as I could."

Stats Leaders

Driving distance: Harrison Frazar (290.6)

Fairways hit: Dan Forsman, Jim Furyk, Tom Lehman, Chris Perry (52/56)

Greens in regulation: Steve Lowery, Jesper Parnevik, Mark Wiebe (56/72)

Scrambling: Mark Calcavecchia (16/20)

Putts per round: Gabriel Hjertstedt (26)

1998 Memorial Tournament

Dates: May 28-31

Purse: \$2,200,000

Par: 36-36—72

Yardage: 7,163

Leaders

First round – Steve Pate, Trevor Dodds, Joey Sindelar, Davis Love III 66.

Second round – Len Mattiace, Fred Couples 135; Harrison Frazar, Mark Calcavecchia 137.

Third round – Couples 202; Love 205; Ernie Els, Andrew Magee, Ted Tryba, 206; David Duval 207.

Cut – 71 players from a starting field of 104 at 1-over-par 145 or better.

Weather – Thursday: Mostly sunny and humid with temperatures in the low 80s. **Friday:** Hot and humid again. A thunderstorm suspended play from 5-7:27 p.m. (2 hours, 27 minutes) and it was suspended again by darkness at 9 p.m. with three players on the course. **Saturday:** Temperatures in the low 80s and humid. **Sunday:** Warm and humid with light rain early and 15-25 mph winds gusting to 35 mph later in the day. Lightning suspended play from 4:16-5:02 p.m. (46 minutes) and from 6:28-7:07 p.m. (39 minutes).

1. Fred Couples	68-67-67-69- 271	\$396,000.00	38. Fred Funk	75-69-70-71- 285	9,240.00
2. Andrew Magee	67-71-68-69- 275	237,600.00	Stewart Cink	75-69-70-71- 285	9,240.00
3. David Duval	74-66-67-69- 276	149,600.00	Scott Verplank	72-70-71-72- 285	9,240.00
4. Jim Furyk	74-68-67-68- 277	105,600.00	Harrison Frazar	68-69-75-73- 285	9,240.00
5. Brandel Chamblee	71-72-66-69- 278	83,600.00	Edward Fryatt	73-70-69-73- 285	9,240.00
Davis Love III	66-73-66-73- 278	83,600.00	Trevor Dodds	66-72-72-75- 285	9,240.00
7. Tim Herron	72-72-67-68- 279	66,275.00	44. Greg Kraft	67-74-76-69- 286	7,040.00
Mark Calcavecchia	68-69-72-70- 279	66,275.00	Kenny Perry	71-69-76-70- 286	7,040.00
Ted Tryba	67-71-68-73- 279	66,275.00	Bob Estes	72-68-74-72- 286	7,040.00
Ernie Els	67-72-67-73- 279	66,275.00	Joey Sindelar	66-72-73-75- 286	7,040.00
11. Craig Stadler	67-73-70-70- 280	46,640.00	48. Brent Geiberger	69-70-76-72- 287	5,764.00
Jesper Parnevik	73-71-66-70- 280	46,640.00	Mark Brooks	68-75-72-72- 287	5,764.00
Robert Damron	70-70-69-71- 280	46,640.00	Brad Elder	70-72-70-75- 287	5,764.00
Glen Day	73-71-65-71- 280	46,640.00	51. Don Pooley	71-73-73-71- 288	5,148.00
Tom Lehman	68-70-70-72- 280	46,640.00	Tiger Woods	70-74-71-73- 288	5,148.00
16. Frank Nobilo	71-72-69-69- 281	30,863.00	David Toms	72-73-70-73- 288	5,148.00
Bob Tway	70-73-68-70- 281	30,863.00	Doug Tewell	73-67-74-74- 288	5,148.00
Justin Leonard	69-70-71-71- 281	30,863.00	Brad Faxon	74-71-69-74- 288	5,148.00
Neal Lancaster	73-69-68-71- 281	30,863.00	Phil Blackmar	73-69-71-75- 288	5,148.00
Kirk Triplett	67-71-70-73- 281	30,863.00	Jeff Gallagher	71-74-68-75- 288	5,148.00
Chris Perry	71-69-68-73- 281	30,863.00	58. Joe Ozaki	75-70-72-72- 289	4,884.00
Bobby Wadkins	71-72-65-73- 281	30,863.00	Esteban Toledo	73-70-73-73- 289	4,884.00
23. Steve Lowery	73-71-71-67- 282	19,580.00	Jim Carter	74-71-69-75- 289	4,884.00
Dan Forsman	69-75-68-70- 282	19,580.00	61. Mike Hulbert	70-75-70-75- 290	4,752.00
Jay Haas	69-76-67-70- 282	19,580.00	Gabriel Hjertstedt	69-75-70-76- 290	4,752.00
Mark Weibe	72-70-68-72- 282	19,580.00	Frank Lickliter	72-70-69-79- 290	4,752.00
Brett Quigley	69-69-70-74- 282	19,580.00	64. Jeff Maggert	75-69-74-73- 291	4,620.00
28. Brad Fabel	71-71-70-71- 283	15,620.00	David Edwards	74-69-72-76- 291	4,620.00
Steve Jones	68-71-72-72- 283	15,620.00	Kevin Sutherland	70-73-70-78- 291	4,620.00
Larry Mize	72-70-66-75- 283	15,620.00	67. Steve Pate	66-74-73-79- 292	4,532.00
31. Billy Mayfair	72-73-68-71- 284	12,477.00	68. Vijay Singh	73-70-76-74- 293	4,466.00
Lee Janzen	68-74-70-72- 284	12,477.00	David Ogriin	74-70-70-79- 293	4,466.00
Steve Stricker	71-72-68-73- 284	12,477.00	70. Jeff Sluman	73-70-75-77- 295	4,400.00
Nick Faldo	71-70-69-74- 284	12,477.00	71. Payne Stewart	67-72-74-83- 296	4,356.00
John Cook	74-68-68-74- 284	12,477.00			
Len Mattiace	68-67-73-76- 284	12,477.00			
John Huston	69-75-65-75- 284	12,477.00			

Did Not Qualify

Paul Goydos 74-72, Skip Kendall 76-70, Peter Jacobsen 72-74, Tom Byrum 70-76, Barry Cheesman 72-75, Bob Friend 74-73, Lee Rinker 74-73, Tommy Tolles 74-74, Phil Mickelson 70-78, Fuzzy Zoeller 73-75, Billy Andrade 77-71, Doug Martin 70-78, Steve Flesch 75-73, Mike Brisky 72-77, Jay Delsing 77-72, Scott McCarron 75-74, Scott Hoch 75-74, Keith Fergus 74-75, Lanny Wadkins 74-75, Clark Dennis 73-77, Dudley Hart 78-72, Tommy Armour III 73-77, R.W. Eaks 76-74, Wayne Grady 76-74, David Frost 72-78, Robert Karlsson 77-74, Stuart Appleby 75-76, Roger Maltbie 76-75, Jack Nicklaus 74-77, Curtis Strange 77-75, Jerry Kelly 80-75, Hajime Meshiai 81-74, Glen Hnatik 73-WD.

1997 Memorial Tournament



Round 1

Rain, wind and chilly temperatures affected play for the fourth time in the six years since the Memorial moved later on the calendar. But the weather did not hamper Tim Herron, Jesper Parnevik, Glen Day or Billy Andrade, each of whom shot 6-under-par 66 to share the lead.

Herron grew up in Minnesota and Andrade in Rhode Island. Parnevik, from Sweden, and Day played years on the European tour before qualifying for the PGA Tour.

"This would be a great day in Scotland sometimes. 'People would be sunbathing,'" Day said.

"It's how you approach it when you tee off. If you go, 'Oh man, this is such a crappy day' and everything, then you probably are not going to play that good. But I actually saw the (weather) radar before we went out, and I told my caddie, 'This is going to break, it's not going to rain all day long, and if it just stays overcast, it will be perfect scoring.'

"I had a really good frame of mind going out, and I ended up playing good."

Herron, who had one eagle and seven birdies, cost himself the sole lead with a bogey at No.18. Andrade did the same after a birdie at 17. Day joined the group at the top of the board with birdies at 17 and 18.

Round 2

In weather similar to the first round, Scott Hoch shot 65 to take a two-stroke lead over Tommy Tolles (64) at 12-under 132. The score was one shot off the 36-hole Tournament record Hoch set in 1987.

"I'm fooling a bunch of people, including myself," said Hoch, who had been working on swing adjustments since arriving at Muirfield Village. "We had ideal conditions out there, and luckily I did what I needed to do (and) what you need to do here: hit a lot of good iron shots, a lot of really good putts. I made a number of them, so I feel fortunate."

Hoch birdied four holes in a row on the front nine to go out in 31. He could have tied the 36-hole record had he not bogeyed No.18 with a three-putt from 60 feet. He left his first putt 5 feet short of the hole.

His position revived memories of Hoch's infamous collapse in the final round of the 1987 Memorial. He led by four strokes after the second and third rounds

but shot 78 the final day and finished four strokes behind winner Don Pooley.

Ten years later, he said he didn't feel the Memorial owed him one.

"Nothing owes you," he said. "You've got to go out there and play well because the other guys who are here aren't going to give it to you. They're out to try to catch up to you, and I'm going to have to play well to see that they don't do that."

Round 3

It took parts of three days to complete the third and ultimately final round, but when it ended before noon Monday, Vijay Singh (67) was at 14-under 202 and a winner by two strokes over Greg Norman (64) and Jim Furyk (67).

Norman had won the only previous Memorial shortened to 54 holes, in 1990.

"I don't mind winning here if it takes me 72 hours," said Singh, 34. "This is the biggest win I've had in my career."

Play was suspended by rain twice Saturday before being called for the day at 3:15 p.m. with Hoch ahead of Singh and Tolles by one stroke. Each had played three holes, and Hoch had bogeyed two.

Play did not resume until 2:33 p.m. Sunday, and the leaders got in only seven more holes before the round was suspended again less than two hours later. PGA Tour officials decided at that point to shorten the Tournament to 54 holes and complete it Monday morning.

It was the first Monday finish since Jack Nicklaus won the second Memorial in 1977.

Both Hoch and Singh were 12-under when play resumed at 9:33 a.m. Monday. Singh took the lead for the first time with an eagle at the par-5 No.11 when his first shot of the day, a majestic 3-wood from 246 yards, stopped 1 1/2 feet from the pin. He did not trail after that.

Meanwhile, Hoch (73) said he wrenched his back on his first shot and "I was cooked from there."

He remained one stroke behind with three holes to play but double-bogeyed No.16 by taking two shots to escape a bunker. He then bogeyed 17 and tied for fourth at 205, three strokes behind Singh.

Norman, who birdied six of the eight holes he played Sunday, birdied one Monday. Furyk birdied three of his last eight.

"I knew what I had to do," Norman said, "but I just didn't do it."

Stats Leaders

Driving distance: John Daly (283.8)

Fairways hit: Scott Gump (40/42)

Greens in regulation: Jim Furyk (47/54)

Scrambling: Jim Furyk (7/7)

Putts per round: Donnie Hammond (25.67)

1997 Memorial Tournament

Dates: May 29-June 2

Purse: \$1,900,000

Par: 36-36—72

Yardage: 7,163

Leaders

First round – Tim Herron, Jesper Parnevik, Glen Day, Bill Andrade 66; Scott Hoch 67.

Second round – Hoch 132; Tommy Tolles 134; Vijay Singh 135; Guy Boros 136; Jim Furyk, Lee Janzen 137.

Cut – 77 players from a starting field of 105 at 3-over-par 147 or better.

Weather – Thursday: Light rain and overcast with temperatures in the 50s. **Friday:** Overcast and late-day rain with temperatures in the 60s. **Saturday:** More than an inch of rain fell before and during the third round, suspending play from 9:20-10:40 a.m. (1 hour, 20 minutes) and again at 12:05 p.m. Play was called for the day at 3:15 p.m. **Sunday:** The third round did not resume until 2:33 p.m. but was suspended because of rain at 4:23 p.m. with 63 players on the course. Play was called for the day at 5:45 p.m. and the tournament declared a 54-hole event. **Monday:** Play resumed at 9:33 a.m. under overcast skies and was completed before noon.

1.	Vijay Singh	70-65-67- 202	\$342,000.00	Andrew Magee	69-75-71- 215	7,600.00
2.	Greg Norman	71-69-64- 204	167,200.00	Lee Rinker	73-68-74- 215	7,600.00
	Jim Furyk	71-66-67- 204	167,200.00	Steve Stricker	73-72-70- 215	7,600.00
4.	Tommy Tolles	70-64-71- 205	78,533.34	Dudley Hart	73-72-70- 215	7,600.00
	Lee Janzen	70-67-68- 205	78,533.33	Hal Sutton	73-72-70- 215	7,600.00
	Scott Hoch	67-65-73- 205	78,533.33	46. John Cook	75-68-73- 216	5,006.50
7.	Frank Nobilo	71-67-68- 206	63,650.00	Justin Leonard	72-71-73- 216	5,006.50
8.	Jack Nicklaus	69-70-69- 208	57,000.00	Mike Standly	69-74-73- 216	5,006.50
	Tim Herron	66-72-70- 208	57,000.00	Doug Martin	71-72-73- 216	5,006.50
10.	Davis Love III	70-71-68- 209	45,600.00	Tom Watson	72-69-75- 216	5,006.50
	Bob Tway	74-66-69- 209	45,600.00	Ronnie Black	73-72-71- 216	5,006.50
	Glen Day	66-74-69- 209	45,600.00	Paul Azinger	73-72-71- 216	5,006.50
	Billy Andrade	66-72-71- 209	45,600.00	Clarence Rose	69-70-77- 216	5,006.50
14.	Mark Calcavecchia	73-70-67- 210	34,200.00	54. Dan Forsman	75-68-74- 217	4,370.00
	Donnie Hammond	72-71-67- 210	34,200.00	Fred Funk	70-73-74- 217	4,370.00
	Guy Boros	68-68-74- 210	34,200.00	Kelly Gibson	69-78-70- 217	4,370.00
17.	Billy Mayfair	69-74-68- 211	27,550.00	57. Chris Perry	70-73-75- 218	4,256.00
	David Frost	72-70-69- 211	27,550.00	Brad Faxon	74-69-75- 218	4,256.00
	David Duval	73-69-69- 211	27,550.00	Bruce Lietzke	75-71-72- 218	4,256.00
	Peter Jacobsen	71-71-69- 211	27,550.00	60. Craig Parry	73-70-76- 219	4,104.00
21.	Jay Haas	74-68-70- 212	19,760.00	Duffy Waldorf	73-71-75- 219	4,104.00
	Phil Balckmar	68-74-70- 212	19,760.00	Bill Glasson	74-71-74- 219	4,104.00
	Robert Damron	71-70-71- 212	19,760.00	Keith Fergus	74-71-74- 219	4,104.00
	Don Pooley	69-71-72- 212	19,760.00	Steve Jones	74-72-73- 219	4,104.00
	Jesper Parnevik	66-73-73- 212	19,760.00	65. Brian Henninger	72-71-77- 220	3,971.00
26.	Tom Lehman	73-70-70- 213	13,775.00	Fuzzy Zoeller	78-69-73- 220	3,971.00
	Mike Hulbert	73-71-69- 213	13,775.00	67. Kenny Perry	75-70-76- 221	3,800.00
	Paul Goydos	72-69-72- 213	13,775.00	Omar Uresti	75-70-76- 221	3,800.00
	Paul Stankowski	73-71-69- 213	13,775.00	Jeff Maggert	71-76-74- 221	3,800.00
	Greg Kraft	71-70-72- 213	13,775.00	Tiger Woods	72-75-74- 221	3,800.00
	Steve Lowery	74-73-66- 213	13,775.00	Hideki Kase	72-75-74- 221	3,800.00
32.	Jay Don Blake	72-71-71- 214	10,513.34	David Edwards	73-74-74- 221	3,800.00
	Mark O'Meara	70-70-74- 214	10,513.34	Peter Lonard	73-74-74- 221	3,800.00
	Kirk Triplett	70-72-72- 214	10,513.33	74. John Daly	76-71-80- 227	3,648.00
	Mike Brisky	71-70-73- 214	10,513.33			
	Scott Gump	71-69-74- 214	10,513.33			
	Rocco Mediate	74-72-68- 214	10,513.33			
38.	Michael Bradley	72-70-73- 215	7,600.00			
	Ernie Els	68-74-73- 215	7,600.00			
	Curtis Strange	73-69-73- 215	7,600.00			

Did Not Qualify

Mark Brooks 76-72, Michael Christie 72-76, Brent Geiberger 72-76, John Morse 74-74, David Ogrin 76-72, Mike Reid 72-76; Payne Stewart 76-72, Kevin Sutherland 75-73, Jim Gallagher Jr. 73-76, Kazuhiko Hosokawa 74-75, Jerry Kelly 76-73, Len Mattiace 74-75, Larry Mize 78-71, Fulton Allem 79-71, Stuart Appleby 74-76, Woody Austin 75-75, Roger Maltbie 77-73, Tom Purtzer 78-72, Peter Teravainen 76-74, Willie Wood 72-78, Robert Gamez 76-75, John Huston 77-74, Ted Tryba 80-71, Stewart Cink 79-73, Scott McCarron 81-72, Larry Rinker 78-75, Warren Bladon 81-76, Shigeki Maruyama 74-67-WD, Rick Fehr 75-69-WD, Craig Stadler 76-68-WD, Lennie Clements 76-WD.

1996 Memorial Tournament



Round 1

Steve Lowery made a 25-foot putt for eagle at No. 15 and a 15-footer for birdie at 18 and shot 5-under-par 67 to take a one-stroke lead.

On a soft course that played extremely long because of recent rain, only seven players broke 70, the fewest in a round in six years. Six of the rounds came from the afternoon half of the field, which averaged nearly two strokes better than the morning half did.

"I don't think I remember the course playing much longer than it did today," said Larry Mize (68), the only one of the seven who played in the morning.

More than 16 inches of rain since April 1 softened Muirfield Village, not only slowing the fairways but thickening the rough.

"There is more rough than we have ever had here," said Payne Stewart (68), "and the little fringe rough around the greens is tougher than it ever has been. It is just gnarly, nasty stuff."

Round 2

A day before his 35th birthday, John Huston lowered the course record by two strokes with an 11-under par 61 and took a two-stroke lead at 9-under 135.

Huston began the round tied for 63rd but birdied his first five holes, eagled No. 7 and turned in 29, a record for the front nine. He had another run of five consecutive birdies on Nos. 11-15.

"It was kind of like playing with the bank's money in Vegas," Huston said. "You just don't feel like you can lose. You've got the big 'cush.' If you don't birdie this hole, you birdie the next hole. . . . 'It's a fun game when the putts are droppin'."

Huston had a chance to tie the PGA Tour record of 59 before his 3-foot putt to save par at No. 17 spun around and out of the cup. His 15-footer for birdie at No. 18 burned the edge of the hole.

"The course record is nice," he said, "but winning the Tournament is why we're here."

Round 3

At age 46 and nearly nine years removed from his last PGA Tour victory, Tom Watson woke up the echoes with his best score in 19 years at the Memorial – a 66 – to take a one-stroke lead over Ernie Els (68) at 12-under 204.

"Not exactly like the old days," said Watson, winner of eight major championships and the 1979 Memorial. "I'm trying to make it like the old days."

Watson holed out from a deep bunker in front of No. 17 green for one of his six birdies and did not have a bogey in surviving a daylong duel in which five other players also held at least a share of the lead.

"I still feel I have the ability to win," Watson said. "I haven't won (in a while). I feel I have come close. I have played awfully well for the last three years."

Round 4

Watson shook off a missed 3-foot putt for par on the first hole and survived a late challenge from David Duval to win his second Memorial and his first PGA Tour title in nearly nine years and a span of 141 tour events. Five times during that victory drought, he had finished second.

"God, it feels good. It feels so good to win again," Watson said. "I missed it."

Watson's closing 70 for 14-under 274 gave him a two-stroke victory over Duval (67). In only his second year on the tour and still winless, Duval played the last five holes 5 under par to trim Watson's lead from four strokes to one. But Watson finished him off with a 15-foot birdie putt from above the hole at No. 18.

"To be honest with you, if Tom Watson is going to win and I have to wait another week or another month, that's fine," Duval said. "My time will come, I think. If I have to wait because Tom Watson wins the golf tournament, that's fine."

After Watson's bogey on the first hole handed Els a share of the lead, Watson rebuilt his advantage to four strokes with five holes to play. Duval was the only pursuer to make a run at him down the stretch with an eagle at No. 15 and birdies at 14, 16 and 18.

Watson's lead was one as he stood on the 18th green, 15 feet above the hole, needing to only two-putt for the win. It was a putt with which he was familiar. Trying to win a second consecutive Memorial in 1980, he had had a longer putt on the same line to force a playoff with David Graham. Watson read it to break slightly right, but it didn't.

Sixteen years later, "I played that thing straight in," he said, "and it went right in the hole."

Stats Leaders

Driving distance: John Daly (285)

Fairways hit: Jay Don Blake, David Duval, David Edwards (52/56)

Greens in regulation: Rocco Mediate, John Wilson (57/72)

Scrambling: David Frost, Mike Hulbert (18/23)

Putts per round: Justin Leonard (26)

1996 Memorial Tournament

Dates: May 30-June 2

Purse: \$1,800,000

Par: 36-36—72

Yardage: 7,118

Leaders

First round – Steve Lowery 67; Wayne Westner, Payne Stewart, Larry Mize 68; Woody Austin, Jim Furyk, Allen Doyle 69.

Second round – John Huston 135; Ernie Els 137; Westner, Austin, Stewart, Lowery, Tom Watson 138.

Third round – Watson 204; Els 205; Huston, Paul Stankowski 206; Lowery, Westner, Davis Love III, David Duval 209.

Cut – 78 players from a starting field of 110 at 3-over-par 147 or better.

Weather – Thursday: Sunny and cool. **Friday:** Mostly sunny with temperatures rising into the 70s. **Saturday:** Mostly cloudy.

Sunday: Rain, sometimes heavy, with temperatures in the low 60s.

1. Tom Watson	70-68-66-70- 274	\$324,000.00	43. Duffy Waldorf	71-74-70-74- 289	5,772.00
2. David Duval	72-70-67-67- 276	194,400.00	Vijay Singh	72-73-70-74- 289	5,772.00
3. David Frost	73-68-70-67- 278	104,400.00	David Edwards	73-68-73-75- 289	5,772.00
Mark O'Meara	71-72-68-67- 278	104,400.00	Stewart Cink	73-72-71-73- 289	5,772.00
5. John Huston	74-61-71-73- 279	72,000.00	Mark McCumber	74-68-72-75- 289	5,772.00
6. Brad Faxon	74-72-68-66- 280	56,340.00	Bob Tway	72-74-71-72- 289	5,772.00
Mike Hulbert	74-68-69-69- 280	56,340.00	49. Paul Azinger	72-71-72-75- 290	4,361.14
Davis Love III	76-68-65-71- 280	56,340.00	Jim Furyk	69-74-72-75- 290	4,361.14
Ernie Els	70-67-68-75- 280	56,340.00	Andrew Coltart	75-69-72-74- 290	4,361.14
Paul Stankowski	73-66-67-74- 280	56,340.00	Peter O'Malley	73-74-70-73- 290	4,361.15
11. Steve Lowery	67-71-71-72- 281	43,200.00	Steve Elkington	73-72-72-73- 290	4,361.14
Fuzzy Zoeller	71-69-70-71- 281	43,200.00	Scott Hoch	71-73-73-73- 290	4,361.14
13. Steve Stricker	72-70-70-70- 282	37,800.00	John Wilson	74-71-74-71- 290	4,361.14
14. Larry Mize	68-70-75-70- 283	31,500.00	56. Wayne Grady	75-71-69-76- 291	3,960.00
Michael Bradley	72-70-70-71- 283	31,500.00	Rick Todd	73-73-72-75- 291	3,960.00
Mark Calcavecchia	72-75-71-65- 283	31,500.00	Allen Doyle	69-74-71-77- 291	3,960.00
Fred Funk	70-73-68-72- 283	31,500.00	Scott McCarron	73-73-67-78- 291	3,960.00
18. Kenny Perry	70-70-71-73- 284	25,200.00	Tim Herron	73-69-75-74- 291	3,960.00
Woody Austin	69-69-73-73- 284	25,200.00	Jim McGovern	76-70-72-73- 291	3,960.00
Jesper Parnevik	74-70-67-73- 284	25,200.00	Robin Freeman	73-73-72-73- 291	3,960.00
21. Jeff Maggert	74-71-71-69- 285	18,720.00	John Cook	74-69-76-72- 291	3,960.00
Justin Leonard	74-72-68-71- 285	18,720.00	Jerry Kelly	76-71-73-71- 291	3,960.00
Rocco Mediate	73-71-70-71- 285	18,720.00	65. Bob Lohr	73-68-73-78- 292	3,762.00
Payne Stewart	68-70-75-72- 285	18,720.00	Brad Bryant	73-73-72-74- 292	3,762.00
Joe Ozaki	70-71-71-73- 285	18,720.00	67. Loren Roberts	72-70-73-78- 293	3,690.00
26. Hal Sutton	74-72-67-73- 286	13,590.00	Jay Don Blake	72-73-73-75- 293	3,690.00
Craig Stadler	72-71-74-69- 286	13,590.00	69. John Morse	75-69-74-76- 294	3,618.00
Mark Brooks	74-69-69-74- 286	13,590.00	Ted Tryba	72-72-74-76- 294	3,618.00
Tommy Tolles	73-73-72-68- 286	13,590.00	71. Nolan Henke	76-71-72-76- 295	3,546.00
30. Brett Ogle	73-70-71-73- 287	10,240.00	Phil Mickelson	73-74-76-72- 295	3,546.00
Mike Heinen	74-73-70-70- 287	10,240.00	73. John Daly	70-74-73-79- 296	3,474.00
Tom Purtzer	73-74-67-73- 287	10,240.00	Sandy Lyle	72-74-77-73- 296	3,474.00
Tom Lehman	71-72-74-70- 287	10,240.00	75. Scott Simpson	74-69-74-80- 297	3,420.00
Ben Crenshaw	74-69-70-74- 287	10,240.00	76. Lanny Wadkins	72-71-76-79- 298	3,384.00
Curtis Strange	72-71-74-70- 287	10,240.00	77. Gene Sauers	73-72-76-78- 299	3,330.00
Keith Fergus	73-68-76-70- 287	10,240.00	Hisayuki Sasaki	72-75-77-75- 299	3,330.00
Jay Haas	70-70-71-76- 287	10,240.00			
Wayne Westner	68-70-71-78- 287	10,240.00			
39. Joel Edwards	74-73-68-73- 288	7,560.00			
Larry Nelson	72-70-75-71- 288	7,560.00			
Emlyn Aubrey	71-75-72-70- 288	7,560.00			
David Ogrien	74-71-73-70- 288	7,560.00			

Did Not Qualify

Steve Jones 71-77, Corey Pavin 75-73, Peter Jacobsen 72-76, Jeff Sluman 73-75, D.A. Weibring 75-73, Jim Gallagher Jr. 78-70, Paul Goydos 71-77, Andy Bean 77-71, Greg Norman 73-76, Bruce Lietzke 72-77, Gil Morgan 74-75, Scott Verplank 73-76, Omar Uresti 76-73, Todd Demsey 75-74, Billy Andrade 74-77, A-John Harris 74-77, Doug Martin 78-73, Billy Mayfair 75-76, Roger Maltbie 76-75, Mark Wiebe 78-73, Lee Janzen 76-76, Jack Nicklaus 77-75, Kirk Triplett 75-77, Brandel Chamblee 76-76, Lennie Clements 78-74, Don Pooley 77-76, Guy Boros 79-74, Per-Ulrik Johansson 78-76, Ian Baker-Finch 78-79, Robert Gamez 81-76, Tom Scherrer 80-79, Patrick Burke 75-WD.

1995 Memorial Tournament



Round 1

After the Muirfield Village course was soaked by more than 7 inches of rain in the two weeks preceding the Tournament, more rain delayed play for 4 1/2 hours and eventually resulted in the opening round being suspended by darkness.

Only 14 players were on the course Thursday morning when rain halted play barely an hour in. PGA Tour officials decided to erase their scores, restart at 1 p.m. and allow the field to lift, clean and place for all four rounds.

"It was a very long day," said Greg Norman, who arrived at the course at 7:30 a.m. and finished his round at 7 p.m. "Waiting to play was very boring. I didn't know what to do, really. I called my wife twice, sat around, chatted with the guys and tried not to eat."

At 6-under-par 66, Norman shared the overnight lead with Mark O'Meara. But Jim McGovern, one of 55 who finished Friday morning, played his last seven holes 4 under par to shoot 65 and take a one-stroke lead.

Round 2

Back to using his lifelong putter, a reshafted "Little Ben," after winning the Masters with another model, Ben Crenshaw (68) needed only 26 putts and birdied three of his last six holes, including a bending 30-footer at No.8, to gain a share the lead at 9-under 135. Robert Gamez (67) had eight birdies to claim the other share.

The delayed completion of the first round also delayed the start of the second and resulted in another 12-hour day at the office for about half of the field.

"We've played a lot of wet years here, but gosh, it's a slog out there," a weary Crenshaw said. "You've got to pick up your feet, it's harder to walk. . . it's a nightmare."

The soft conditions helped 44 players break par in the round, and the 36-hole cut of 145 matched the Tournament record. The 76 golfers who made it were all bunched within 10 strokes of the lead.

"When it's soft and wet, it's just like any other golf course. It isn't as intimidating," said Peter Jacobsen (68).

Round 3

Norman, playing for the first time after a 6-week break from competition, shot 67 for 13-under 203 and a one-stroke lead over Gamez (69).

More rain delayed play for 4 hours, and the field played until dark for the third straight day. The round was not completed until the following morning for the second time in three days.

The lead changed hands just after the siren sounded suspending play because of darkness at 8:20 p.m. Gamez pulled his tee shot at No.12 into the gallery left of the green, missed a 14-foot par putt and dropped to 11 under par. Meanwhile, Norman elected to complete the 14th hole after hitting his tee shot before the siren and holed a 4-footer for birdie to move to 12-under.

Norman and Gamez played their remaining holes Sunday morning in 1 under par.

Round 4

Norman, 40, won his second Memorial in six years, closing with a 66 for a four-stroke victory that was more difficult than the margin indicated.

He preserved a narrow lead by saving par out of high rough behind the 12th green, from trees right of the 15th fairway and from a bunker at No.16 before birdieing each of his last two holes to expand his lead.

"You've got to hand it to him," said Mark Calcavecchia (67), who was one stroke off the lead before he bogeyed No.17 and tied for second place. "It's like, he doesn't miss any big putts. I think he one-putted the entire back nine."

"It's not easy to not touch a club for five weeks, then hack it around at home for a week and come out and blow everybody away. That doesn't happen. It shows you how good he is."

Norman's 19-under 268 total was one stroke off Tom Lehman's record score in 1994. He joined Jack Nicklaus and Hale Irwin as two-time Memorial winners. Norman's previous victory was in 1990, when the final round was canceled because of rain and unplayable conditions.

"I think the second one tastes better than the first one because the first one only went 54 holes," he said. "Every year I've come back here, that's been in the back of my mind. I kept saying to myself, 'I want to win this Tournament playing 72 holes.'"

He said the six weeks off helped.

"I was fresh. I was strong. The layoff did me a world of good," Norman said. "I'm a believer now that keeping yourself as fresh as you can, coming into a tournament rested, gives you the best chance to perform at your best."

Stats Leaders

Driving distance: Vijay Singh (272.9)

Fairways hit: Allen Doyle, David Edwards, Hale Irwin (55/56)

Greens in regulation: Nick Faldo (65/72)

Scrambling: Ben Crenshaw (18/21), Nick Faldo (6/7)

Putts per round: Wayne Grady (26.75)

1995 Memorial Tournament

Dates: June 1-4

Purse: \$1,500,000

Par: 36-36—72

Yardage: 7,104

Leaders

First round – Jim McGovern 65; Mark O'Meara, Greg Norman 66.

Second round – Robert Gamez, Ben Crenshaw 135; Norman, Mile Hulbert, Vijay Singh, Bruce Lietzke, Peter Jacobsen 136.

Third round – Norman 203; Gamez 204; David Duval, David Frost 205.

Cut – 76 players from a starting field of 113 at 1-over-par 145 or better.


Weather – Thursday: First round suspended by rain and lightning at 8:35 a.m. with 16 players on course. Play canceled and round restarted at 1 p.m. off two tees with lift, clean and place in effect. Round suspended by darkness at 8:30 p.m. with 55 players on course. **Friday:** First round completed in light rain. Overcast and temperatures in the low 70s for second round. **Saturday:** Play suspended by thunderstorms from 12:40-4:50 p.m. (4 hours, 10 minutes) and by darkness at 8:20 p.m. with 22 players on course. **Sunday:** Third round completed and final round started at 11:10 a.m. off two tees. Final round played in intermittent rain and temperatures in the low 70s.

1.	Greg Norman	66-70-67-66- 269	\$306,000.00	Scott Hoch	67-72-72-72- 283	6,630.00
2.	David Duval	70-71-64-68- 273	126,933.34	Mark Brooks	69-75-69-70- 283	6,630.00
	Steve Elkington	69-68-69-67- 273	126,933.33	Woody Austin	67-76-68-72- 283	6,630.00
	Mark Calcavecchia	69-71-66-67- 273	126,933.33	Tom Kite	72-72-67-72- 283	6,630.00
5.	Jay Haas	72-72-66-65- 275	57,630.00	Jim Gallagher, Jr.	67-75-73-68- 283	6,630.00
	Ben Crenshaw	67-68-71-69- 275	57,630.00	Mark O'Meara	66-71-72-74- 283	6,630.00
	Tom Watson	67-71-68-69- 275	57,630.00	Clark Dennis	70-71-74-68- 283	6,630.00
	David Frost	68-72-65-70- 275	57,630.00	47. Lee Rinker	70-70-72-72- 284	4,494.80
	Robert Gamez	68-67-69-71- 275	57,630.00	D.A. Weibring	70-73-68-73- 284	4,494.80
10.	Nick Price	71-71-69-65- 276	45,900.00	Craig Stadler	68-74-68-74- 284	4,494.80
11.	Kenny Perry	68-74-68-67- 277	40,800.00	Brad Faxon	72-72-71-69- 284	4,494.80
	Vijay Singh	69-67-71-70- 277	40,800.00	Duffy Waldorf	71-71-73-69- 284	4,494.80
13.	Ernie Els	72-68-70-68- 278	30,033.34	52. Fuzzy Zoeller	70-67-75-73- 285	4,080.00
	Nick Faldo	68-72-70-68- 278	30,033.33	53. Wayne Grady	69-71-72-74- 286	3,898.66
	Bill Glasson	72-66-71-69- 278	30,033.33	Davis Love III	73-70-70-73- 286	3,898.67
	Fred Funk	72-69-67-70- 278	30,033.34	Steve Jones	72-70-71-73- 286	3,898.67
	Peter Jacobsen	68-68-70-72- 278	30,033.33	Jim Furyk	71-71-68-76- 286	3,898.66
	Bruce Lietzke	69-67-70-72- 278	30,033.33	John Mahaffey	72-72-72-70- 286	3,898.67
19.	Jeff Sluman	72-70-70-67- 279	22,950.00	Larry Mize	72-72-73-69- 286	3,898.67
	Lee Janzen	69-73-69-68- 279	22,950.00	59. Phil Mickelson	70-73-71-73- 287	3,740.00
21.	Robert Allenby	71-71-69-69- 280	15,958.75	Hubert Green	71-74-71-71- 287	3,740.00
	Scott Simpson	68-70-74-68- 280	15,958.75	Payne Stewart	70-75-71-71- 287	3,740.00
	David Edwards	72-71-68-69- 280	15,958.75	62. Lanny Wadkins	69-72-73-74- 288	3,621.00
	Brad Bryant	69-71-69-71- 280	15,958.75	Don Pooley	72-72-72-72- 288	3,621.00
	Mark McCumber	68-73-68-71- 280	15,958.75	Dillard Pruitt	70-74-72-72- 288	3,621.00
	Craig Parry	69-71-69-71- 280	15,958.75	Curtis Strange	73-72-73-70- 288	3,621.00
	Brett Ogle	70-71-66-73- 280	15,958.75	66. Hal Sutton	69-73-73-75- 290	3,451.00
	Lennie Clements	71-69-66-74- 280	15,958.75	Brian Claar	71-71-73-75- 290	3,451.00
29.	Hale Irwin	70-70-72-69- 281	11,050.00	Jesper Parnevik	73-70-73-74- 290	3,451.00
	Tom Lehman	71-69-71-70- 281	11,050.00	Keith Fergus	72-70-74-74- 290	3,451.00
	Scott Verplank	74-69-71-67- 281	11,050.00	Steve Stricker	73-72-72-73- 290	3,451.00
	Bob Tway	72-66-70-73- 281	11,050.00	Gene Sauers	70-73-74-73- 290	3,451.00
	Jay Don Blake	68-71-69-73- 281	11,050.00	72. Mike Sullivan	67-76-77-72- 292	3,332.00
34.	Gil Morgan	70-70-73-69- 282	8,967.50	73. Bob Estes	71-72-74-77- 294	3,298.00
	Chip Beck	69-70-74-69- 282	8,967.50	74. Allen Doyle	73-72-76-74- 295	3,264.00
	Donnie Hammond	72-72-70-68- 282	8,967.50	75. Nolan Henke	75-70-73-78- 296	3,230.00
	Doug Martin	71-73-70-68- 282	8,967.50	76. David Graham	73-72-78-79- 302	3,196.00
38.	Jim McGovern	65-73-73-72- 283	6,630.00			
	Mike Hulbert	68-68-75-72- 283	6,630.00			

Did Not Qualify

Billy Mayfair 72-74, Andrew Magee 74-72, Brandel Chamblee 73-73, Mike Heinen 73-73, Jeff Maggert 73-73, Roger Maltbie 71-75, Charlie Rymer 74-72, Corey Pavin 75-72, Steve Pate 73-74, Greg Kraft 74-73, John Adams 73-74, John Cook 70-77, Eduardo Romero 75-72, Joe Ozaki 72-75, A-John Harris 75-72, Dave Barr 77-71, Kirk Triplett 73-75, Gary Hallberg 75-73, Justin Leonard 73-75, Rick Fehr 72-77, Mark McNulty 73-77, Mike Springer 72-78, Brandt Jobe 78-72, John Huston 74-76, Paul Azinger 76-74, Guy Boros 71-80, Larry Nelson 74-77, Brian Henninger 76-75, Mike Donald 73-78, Billy Andrade 75-77, Glen Day 74-78, Jack Nicklaus 78-75, Andy North 77-77, Dicky Pride 76-78, Neal Lancaster 78-78, Chris Perry 72-WD, Ian Baker-Finch 84-WD.

1994 Memorial Tournament



Round 1

Mark Brooks had eight birdies and an eagle and shot 8-under-par 64 for a three-stroke lead, the second-largest after the first round to Fred Couples' four-shot advantage in 1990.

Brooks' score tied Curt Byrum's record for the first round of the Memorial and was a shot off the course record. It came on a course playing fast for a change, and with the wind blowing as well, only nine golfers bettered 70, the fewest in a round in four years.

"I was really surprised," said John Cook (67), tied with Tom Lehman for second place. "We were thinking yesterday, sitting at lunch, that if you're under par this week going into the last nine holes, you've got a chance to win. That's just the way the golf course was playing, fast and with the wind blowing, coming from all over the place."

Brooks had eight birdies and one bogey in his first 14 holes, and an eagle at No.15 put him in position to equal or better Kenny Perry's course record of 63 in 1991. But he bogeyed No.17 after hitting into fairway and greenside bunkers.

Paul Azinger was unable to defend his 1993 Memorial title while undergoing treatment for cancer.

Round 2

Taking advantage of an early starting time, Lehman shot another 67 for 10-under 134 and a two-stroke lead over Cook (69) and 1992 Memorial winner David Edwards (67).

Lehman saved par on the first two and last two holes. In between, he eagled one hole, birdied three, missed birdie putts on four more and avoided bogey. He had one bogey and Cook none through the first two rounds.

"Coming here, I felt like I hadn't played in four weeks, basically, so I'm a little surprised," said Lehman, whose first tournament in four weeks was the previous week's rain-shortened, 36-hole Byron Nelson Classic. "But when you're in the groove, it doesn't matter if you've played in four weeks. When you're swinging well, you're swinging well."

Lehman, in his third season on the PGA Tour, also was less than two months removed from a runner-up finish in the Masters. He was the leader entering the final round but was passed by Jose Maria Olazabal on the last nine holes.

Round 3

Lehman persevered through stomach flu and a first-hole bogey to shoot his third 67 and, at 15-under 201, increase his lead over Cook (69) to four strokes, matching the largest 54-hole lead in Tournament history. His next-closest pursuers were seven shots behind.

Cook, a former Ohio State star and fan favorite, led by two strokes at the turn. But his Tournament-record streak of 74 holes without a bogey, dating to the previous year's Memorial, ended at No.10 with a three-putt bogey from 50 feet, and Lehman evened the score with a birdie from 12 feet at the same hole.

Two more birdies by Lehman, at Nos.12 and 15, sent him in front of Cook by two, and the margin doubled at 18 when Lehman birdied from 16 feet and Cook three-putted again, from 45 feet.

"I didn't hit it in the right spots on the back nine," Cook said. "They've got the course just about where they want it this year, nice and hard and quick, and you've got to hit it to the right spots or you're history."

Bob Tway (69) tied Jack Rule's 30-year-old PGA Tour record when he recorded his second hole in one of the Tournament at No.12. He aced No.8 in the first round.

Round 4

Lehman joined Keith Fergus and Kenny Perry in making the Memorial his first PGA Tour victory, finishing with a fourth consecutive 67 for a Memorial-record score of 20-under 268 and a five-stroke victory over Greg Norman (64), the No.1 player in the world.

"I played about as well as I could play," said Lehman, 35. "The last six or seven holes, I was getting standing ovations and I'd get tears in my eyes."

Lehman left his pursuers no hope after he birdied Nos.7, 8 and 9 to reach 19 under par. He was as low as 21 under on his final nine holes.

"I wanted to torch the front nine. I wanted to get so far ahead, I couldn't get caught," he said.

Lehman languished on the PGA Tour for three years in the mid-'80s and played foreign tours and minitours for a few years. His second chance came after he led the Ben Hogan Tour money list in 1991 to earn another shot at the big tour.

"I've been close more than a few times the last three years," said Lehman, the Masters runner-up. "I'd made a career of beating myself. This week, for one of the few times in my career, I went out and didn't beat myself. Three bogeys in four rounds for me is excellent, especially on a course this good."

Stats Leaders

Driving distance: Davis Love III (301.3)

Fairways hit: Kirk Triplett (53/56)

Greens in regulation: John Cook (61/72)

Scrambling: John Cook (10/11)

Putts per round: Ben Crenshaw (27.25)

1994 Memorial Tournament

Dates: May 19-22

Purse: \$1,500,000

Par: 36-36—72

Yardage: 7,104

Leaders

First round – Mark Brooks 64; Tom Lehman, John Cook 67; Scott Simpson 68.

Second round – Lehman 134; Cook, David Edwards 136; Ben Crenshaw, Donnie Hammond 138.

Third round – Lehman 201; Cook 205; Hammond, Edwards 208; Norman, Brooks, Bob Estes 209.

Cut – 74 players from a starting field of 113 at 4-over-par 148 or better.

Weather – Mostly sunny every day. Breezy the first two days with temperatures in the 60s, rising into the 80s by Sunday.

1. Tom Lehman	67-67-67-67-268	\$270,000.00	38. Jesper Parnevik	70-75-72-72-289	6,150.00
2. Greg Norman	70-69-70-64-273	162,000.00	Peter Jacobsen	72-75-70-72-289	6,150.00
3. John Cook	67-69-69-71-276	102,000.00	Bob Tway	71-77-69-72-289	6,150.00
4. Donnie Hammond	69-69-70-69-277	72,000.00	Fulton Allem	74-70-72-73-289	6,150.00
5. David Edwards	69-67-72-70-278	60,000.00	Bob Lohr	74-74-68-73-289	6,150.00
6. Robert Gamez	77-69-66-67-279	54,000.00	Steve Stricker	72-75-69-73-289	6,150.00
7. Ben Crenshaw	72-66-74-68-280	48,375.00	Jim McGovern	72-69-74-74-289	6,150.00
Mark Brooks	64-75-70-71-280	48,375.00	45. Ted Tryba	70-76-76-68-290	4,392.00
9. Brad Faxon	72-68-72-69-281	42,000.00	Mike Springer	72-71-78-69-290	4,392.00
Jeff Maggert	71-74-66-70-281	42,000.00	Davis Love III	71-70-73-76-290	4,392.00
11. David Frost	69-71-71-71-282	34,500.00	Ernie Els	72-74-68-76-290	4,392.00
Gary Hallberg	77-66-68-71-282	34,500.00	Steve Elkington	69-72-72-77-290	4,392.00
Steve Lowery	71-70-69-72-282	34,500.00	50. Ed Humenik	74-74-74-69-291	3,652.50
14. Curtis Strange	74-69-73-67-283	25,500.00	Fred Funk	73-72-74-72-291	3,652.50
Scott Hoch	71-73-71-68-283	25,500.00	Brian Henninger	74-69-72-76-291	3,652.50
Hale Irwin	73-70-70-70-283	25,500.00	Billy Mayfair	69-71-72-79-291	3,652.50
Scott Simpson	68-72-72-71-283	25,500.00	54. Mark O'Meara	75-69-74-74-292	3,435.00
Chip Beck	72-70-70-71-283	25,500.00	Rick Fehr	75-72-71-74-292	3,435.00
19. Jay Haas	72-70-74-68-284	18,180.00	Nolan Henke	72-71-73-76-292	3,435.00
Bruce Lietzke	72-71-73-68-284	18,180.00	Mark Calcavecchia	74-74-68-76-292	3,435.00
Yoshinori Mizumaki	72-73-69-70-284	18,180.00	58. Bradley Hughes	74-73-74-72-293	3,345.00
Larry Mize	74-67-71-72-284	18,180.00	Wayne Levi	72-76-68-77-293	3,345.00
Bob Estes	71-68-70-75-284	18,180.00	60. Lee Janzen	72-75-75-72-294	3,255.00
24. Kenny Perry	71-73-71-70-285	13,800.00	John Mahaffey	73-75-72-74-294	3,255.00
Kirk Triplett	72-71-69-73-285	13,800.00	Craig Stadler	71-73-73-77-294	3,255.00
26. Mike Heinen	71-73-76-66-286	11,325.00	Wayne Grady	73-70-70-81-294	3,255.00
Billy Andrade	74-71-73-68-286	11,325.00	64. A-Allen Doyle	75-72-75-73-295	–
Loren Roberts	71-74-70-71-286	11,325.00	Andy North	76-71-72-76-295	3,165.00
John Huston	73-74-68-71-286	11,325.00	Paul Goydos	74-72-71-78-295	3,165.00
30. David Duval	73-73-72-69-287	9,315.00	67. Doug Martin	72-75-75-74-296	3,105.00
Hajime Meshiai	73-74-71-69-287	9,315.00	Keith Clearwater	73-73-72-78-296	3,105.00
Corey Pavin	76-69-70-72-287	9,315.00	69. Mike Standly	76-72-74-75-297	3,060.00
Larry Nelson	72-74-69-72-287	9,315.00	70. Joe Ozaki	72-76-75-75-298	3,030.00
Lennie Clements	71-71-72-73-287	9,315.00	71. John Daly	74-74-73-78-299	3,000.00
35. Clark Dennis	72-74-73-69-288	7,725.00	72. Bill Kratzert	73-74-78-75-300	2,955.00
Jim Thorpe	70-75-72-71-288	7,725.00	Andy Bean	76-71-70-83-300	2,955.00
Tom Watson	77-69-70-72-288	7,725.00	74. Dave Rummells	74-71-77-80-302	2,910.00

Did Not Qualify

Jay Don Blake 74-75, A-Iain Pyman 76-73, Glen Day 75-74, Fuzzy Zoeller 76-73, Hal Sutton 73-76, Tom Purtzer 74-75, Lanny Wadkins 77-73, Nick Faldo 76-74, Jay Delsing 71-79, Neal Lancaster 71-79, Dan Forsman 72-78, A-John Harris 70-80, John Morse 78-72, Dave Barr 74-77, Steve Pate 76-75, Bobby Wadkins 77-74, Joey Sindelar 75-76, Jeff Sluman 80-72, Roger Maltbie 75-77, John Inman 78-74, Payne Stewart 78-74, Grant Waite 77-75, Ted Schulz 74-78, Tony Johnstone 74-78, Greg Kraft 74-78, Jack Nicklaus 75-77, Seiki Okuda 78-75, Brett Ogle 74-79, Andrew Magee 79-75, Keith Fergus 76-78, Craig Parry 77-78, Ian Baker-Finch 79-76, Jim Gallagher Jr. 77-78, Carlos Franco 80-75, Michael Allen 76-80, Howard Twitty 78-78, Vijay Singh 78-78, David Graham 81-77, Greg Twiggs 78-82.

1993 Memorial Tournament



Round 1

Donnie Hammond and Davis Love III shot 6-under-par 66 in a steady drizzle to lead 58 players who broke par, the most ever in the first round of the Memorial. The onslaught came a day after a 4 1/2-hour rain softened the course.

"When you get easy conditions, the guys are going to tear it up – and they did," course designer and Tournament founder Jack Nicklaus said.

Love had six birdies and no bogeys and missed two more birdie chances from 4 feet. Hammond had five birdies in a row, all from inside 10 feet, on Nos. 3 through 7.

"Conditions are perfect," Love said. "The greens and fairways are great, the rough is consistent and there was no wind. It couldn't be any better than it was today."

Bobby Wadkins had the first double eagle in Memorial history, holing a 4-wood from 237 yards at the par-5 No. 15.

Round 2

Payne Stewart changed his putting stance during a 3 1/2-hour rain delay, birdied the three holes he played after the adjustment, and shot 66 to tie Fred Couples (68) for the lead at 9-under 135. They were one stroke better than Greg Norman (68).

After closing his shoulders to the target in his stance, Stewart chipped in from 25 feet at No. 16 and holed putts of 10 feet at 17 and 20 feet at 18.

"I'm playing very well. I'm very comfortable with my game," said Stewart, a frequent contender at Muirfield Village. "I understand how to play this golf course whatever the conditions are. It's one of those places where my game always seems to fall in line."

Couples had eight birdies, two bogeys and a double bogey.

With the last starting time delayed until 5:30 p.m. after portions of the course were flooded, 18 players completed the round Saturday morning.

The cut was a record-low 145 for the second consecutive year.

Round 3

Stewart, runner-up once and third twice in the previous four Memorials, shot 67 for 14-under 202 and

a three-stroke lead over Paul Azinger (68). It was the second-best 54-hole score in the Memorial.

"My time is going to come. Maybe it'll be tomorrow," Stewart said after his fifth consecutive round in the 60s in the Memorial.

Stewart birdied three of his last six holes and seemed unaffected by temperatures in the 50s and a 15 mph wind that helped blow his playing partners, Couples (73) and Norman (74), well off his pace.

"I felt like I did what I wanted to do, which was to continue to play the golf course," Stewart said. "I know how to play this golf course. It's a tougher golf course with the wind. You have to be very patient. You're going to get your opportunities. Just don't make a mistake at the wrong time."

Round 4

Azinger holed out for birdie from a bunker left of the 18th green to turn the tables on Stewart and steal a one-stroke win.

"I had tears in my eyes before I came out of the bunker," Azinger said.

"I can remember in '86 when Bob (Tway) won the PGA (by holing a bunker shot) and he cried, and I said, 'What a baby. I'd never cry at a golf tournament.'"

"But I couldn't help it. It was such a shock for it to go in, and then my best friend on tour's out there and I did it to him. It was really hard."

The two teed off No. 18 with Stewart at 14 under par and one stroke ahead of Azinger and Corey Pavin, who was in the clubhouse after a 67. Both bunkered their approach shots. Stewart escaped to 8 feet past the pin, leaving Azinger to play his sand shot from 25 feet. Any thought of holing it, he said, "was not really realistic" despite him being one of the PGA Tour's best bunker players.

But hole it he did. It capped a round of 69 for 14-under 274. Stewart, stunned, three-putted for bogey and a 74 and finished third, one stroke behind Pavin, for the third time in five years.

Stewart had a three-stroke lead to start the round but lost it with bogeys at Nos. 5, 8 and 9, twice hitting into water. It created a shootout down the stretch, with 10 golfers separated by no more than two strokes with four holes to play.

"I didn't play well enough to win today, so I didn't," Stewart said. "That's the case on a good golf course like this. The cream comes to the top. I curdled."

Stats Leaders

Driving distance: John Daly (273.4)

Fairways hit: Bill Glasson, Corey Pavin (54/56)

Greens in regulation: Corey Pavin, Dillard Pruitt (59/72)

Scrambling: Keith Clearwater (19/23)

Putts per round: Paul Azinger (27)

1993 Memorial Tournament

Dates: June 3-6

Purse: \$1,400,000

Par: 36-36—72

Yardage: 7,104

Leaders

First round – Donnie Hammond, Davis Love III 66; Dudley Hart, Joe Ozaki, Jumbo Ozaki, Kenny Perry, John Cook, Fred Couples, Jim McGovern, Jay Haas 67.

Second round – Couples, Payne Stewart 135; Greg Norman 136; Paul Azinger, Jay Haas, Wayne Levi, Jumbo Ozaki 137.

Third round – Stewart 202; Azinger 205; Bill Glasson 206; Jim McGovern, Davis Love 207.

Cut – 73 players from a starting field of 114 at 1-over-par 145 or better.


Weather – Thursday: Overcast with some drizzle and temperatures in the 50s. **Friday:** Heavy rain and lightning suspended play from 12:58-4:30 p.m. (3 hours, 32 minutes). Play was called for the day at 8:38 p.m. because of darkness with 18 players on the course. **Saturday:** Windy with temperatures in the 50s. **Sunday:** Partly cloudy with temperatures climbing into the 70s.

1. Paul Azinger	68-69-68-69-274	\$252,000.00	40. Craig Stadler	73-72-73-69-287	5,040.00
2. Corey Pavin	69-70-69-67-275	151,200.00	Ted Schulz	70-71-77-69-287	5,040.00
3. Payne Stewart	69-66-67-74-276	95,200.00	Russ Cochran	70-74-72-71-287	5,040.00
4. Greg Norman	68-68-74-67-277	50,750.00	Dillard Pruitt	70-74-72-71-287	5,040.00
Jumbo Ozaki	67-70-73-67-277	50,750.00	Ian Baker-Finch	75-69-72-71-287	5,040.00
Jay Haas	67-70-72-67-277	50,750.00	Billy Andrade	71-72-72-72-287	5,040.00
Brad Faxon	69-69-70-69-277	50,750.00	Mike Standly	69-72-74-72-287	5,040.00
Fred Couples	67-68-73-69-277	50,750.00	Brad Fabel	70-71-73-73-287	5,040.00
Jim McGovern	67-71-69-70-277	50,750.00	48. Dave Rummells	68-73-77-70-288	3,738.00
10. Bill Glasson	69-69-68-72-278	36,400.00	John Huston	70-73-73-72-288	3,738.00
Davis Love III	66-72-69-71-278	36,400.00	50. Lee Janzen	72-69-78-70-289	3,328.00
12. Jeff Maggert	73-72-68-67-280	28,350.00	David Edwards	69-75-74-71-289	3,328.00
John Cook	67-73-71-69-280	28,350.00	Tommy Nakajima	70-73-74-72-289	3,328.00
Michael Allen	70-72-70-68-280	28,350.00	Bob Estes	72-71-73-73-289	3,328.00
Wayne Levi	68-69-72-71-280	28,350.00	Joe Ozaki	67-73-76-73-289	3,328.00
16. Fuzzy Zoeller	71-69-73-68-281	22,400.00	Michael Bradley	72-66-76-75-289	3,328.00
Dudley Hart	67-71-70-73-281	22,400.00	John Mahaffey	71-74-69-75-289	3,328.00
Vijay Singh	71-69-68-73-281	22,400.00	57. Curtis Strange	72-72-76-70-290	3,136.00
19. Greg Twiggs	70-69-71-72-282	18,200.00	Scott Simpson	75-70-74-71-290	3,136.00
Kenny Perry	67-74-69-72-282	18,200.00	Gary Hallberg	70-72-73-75-290	3,136.00
Ben Crenshaw	70-69-71-72-282	18,200.00	60. Mark McCumber	73-72-75-71-291	3,066.00
22. Phil Mickelson	73-70-72-68-283	14,560.00	Larry Nelson	71-74-72-74-291	3,066.00
D.A. Weibring	72-70-72-69-283	14,560.00	62. Lanny Wadkins	73-72-73-74-292	3,024.00
Donnie Hammond	66-76-69-72-283	14,560.00	63. Jay Don Blake	71-74-76-72-293	2,982.00
25. David Frost	75-69-71-69-284	10,920.00	Dave Barr	68-73-73-79-293	2,982.00
Joey Sindelar	70-72-73-69-284	10,920.00	65. Dan Forsman	72-71-77-74-294	2,940.00
Scott Hoch	71-70-73-70-284	10,920.00	66. Gil Morgan	72-73-75-75-295	2,884.00
Mark Weibe	69-71-73-71-284	10,920.00	Mark O'Meara	70-71-77-77-295	2,884.00
Bobby Wadkins	68-72-72-72-284	10,920.00	Robert Gamez	70-72-76-77-295	2,884.00
30. Phil Blackmar	69-74-72-70-285	8,890.00	David Peoples	70-75-76-75-296	2,828.00
Grant Waite	69-72-74-70-285	8,890.00	70. Don Pooley	74-71-78-74-297	2,786.00
Brian Claar	70-69-74-72-285	8,890.00	John Daly	70-70-79-78-297	2,786.00
Rocco Mediate	69-71-73-72-285	8,890.00	72. Jack Nicklaus	70-75-81-72-298	2,744.00
34. Chip Beck	71-73-74-68-286	7,070.00	73. Andrew Magee	72-73-81-74-300	2,716.00
Steve Pate	70-72-74-70-286	7,070.00			
Keith Clearwater	70-73-72-71-286	7,070.00			
Loren Roberts	72-69-74-71-286	7,070.00			
Mike Hulbert	69-72-74-71-286	7,070.00			
Peter Jacobsen	72-70-71-73-286	7,070.00			

Did Not Qualify

Bill Britton 72-74, Joel Edwards 71-75, Bruce Fleisher 73-73, Wayne Grady 74-72, Tom Lehman 77-69, Larry Mize 72-74, Hale Irwin 70-76, Tom Purtzer 72-74, Andy Bean 76-71, Craig Parry 70-77, Blaine McCallister 72-75, Mike Springer 73-74, Mark Carnevale 72-75, Tom Sieckmann 72-76, Tom Watson 72-76, Fulton Allem 72-76, Brian Watts 76-72, Jay Delsing 74-74, Robert Allenby 73-75, Rick Fehr 73-75, Roger Maltbie 72-77, Hubert Green 75-74, Fred Funk 75-74, A-Allen Doyle 73-76, Duffy Walford 75-75, Peter O'Malley 80-70, Ed Dougherty 72-80, David Graham 79-73, Howard Twitty 75-77, Richard Zokol 78-74, Jim Galagher Jr. 75-77, Bob Tway 76-76, A-Stephen Dundas 79-74, Hal Sutton 74-79, Masahiro Kuramoto 75-79, Kenny Knox 81-75, Arnold Palmer 77-81, Nolan Henke 77-WD, Brad Bryant 71-WD, Mark Calcavecchia 75-WD, Brett Ogle 77-WD.

1992 Memorial Tournament



Round 1

After three years of risking Mother Nature's fickleness in early to mid-May, the Memorial started later than ever before, on June 4.

It couldn't escape the rain, however, which turned Muirfield Village into what Doug Tewell described as a "large dartboard." Eighteen golfers shot in the 60s and 41 finished under par in a light, intermittent rain that amounted to only .25 of an inch over 18 hours but was enough to make the greens receptive.

Nolan Henke, whose putting had hampered his ability to score all season on the PGA Tour, had eight birdies in a 7-under-par 65 that gave him a two-stroke lead. He hit 13 of 14 fairways and 16 of 18 greens in regulation.

"The pins were in pretty tough spots, but you had the rain helping you out," Henke said. "You could throw your shots at the pin and not worry about what the ball was going to do the next 20 feet."

"What I was worried about was my putting, and the greens being wet helped me out. The few times I did my power jab into the ball, it only went 2 or 3 feet by the hole instead of going 6 or 7 feet by."

Round 2

Joey Sindelar, a crowd favorite from Ohio State, birdied three of his last five holes and shot 65 to tie Henke (69) for a one-stroke lead at 10-under 134.

The pair finished their rounds before storms suspended play in mid-afternoon. After a brief resumption, the round was called for the day at 6:25 p.m. and completed Saturday morning with 33 players having to return to the course.

The cut at 1-over 145 was a record low for the Memorial.

Sindelar's game had been slumping for several years and he was in the Memorial field only because of a sponsor's exemption.

"It's been a long time for me," he said, "but I finally feel I'm there again. I'm very pleased."

Round 3

Sindelar (67) birdied four of his last five holes to reach 15-under 201 and take a three-shot lead as rain fell for the third day in a row but not enough to cause a suspension.

Because the round did not begin until 12:30 p.m., those at the front of the field were forced by the afternoon television window to start their rounds on the back nine because most of the TV cameras were located there.

Sindelar birdied Nos. 8 and 9 to cap his late run.

"To get in with those two birdies felt very good," he said.

The field averaged a Tournament-record 70.091 strokes for the round.

Round 4/Playoff

A marathon week on a water-logged course ended in near-darkness when Rick Fehr bogeyed the second hole of sudden death (No. 17) out of a squishy lie and David Edwards won with a two-putt par from 20 feet.

It was the second PGA Tour victory, and first since 1984, for Edwards, 36. He birdied the last two holes of regulation, from 20 and 12 feet, and gained a share of the lead when Fehr missed a 6-foot putt and bogeyed No. 17.

"I wasn't thinking a lot about winning," Edwards said, "but if you hang in there in this game, it just seems like things eventually turn around. I'm not long and I'm not strong. I just have to work with what I got, and today things went my way."

After waiting out a 2-hour, 20-minute weather suspension that began not long after they teed off, Edwards and Fehr each shot 67 to finish regulation play at 15-under 273. They were one stroke ahead of Payne Stewart (66) and Sindelar, (73), who lost his lead by playing his first four holes 4 over par. He still had a chance to make the playoff, though, until he missed an 8-foot birdie putt at No. 18.

On the decisive playoff hole, Fehr took relief from water in the fairway, but his drop sank into spongy turf.

"It had the look of an imbedded ball," he said, "but they said it wasn't because it hadn't broken any ground. It was a good enough lie where, with a perfect shot, I would have pulled it off."

Rather than ask for another ruling as darkness descended — a decision for which he second-guessed himself afterward — Fehr played a 5-iron that landed 25 yards short of the green, in heavy rough, and he missed a 12-foot putt to save par.

Edwards, who birdied one hole after receiving an advantageous drop and saved par twice out of water hazards, acknowledged he got some good breaks during the round. But "without breaks," he said, "I'm not good enough to beat all these guys."

The field averaged a record score of 71.303 strokes for 72 holes.

Stats Leaders

Driving distance: Andrew Magee (271.9)

Fairways hit: Brian Claar (56/56)

Greens in regulation: Andrew Magee (61/72)

Sand saves: Lee Janzen (12/15)

Putts per round: Larry Mize (26.25)

1992 Memorial Tournament

Dates: June 4-7

Purse: \$1,300,000

Par: 36-36—72

Yardage: 7,104

Leaders

First round – Nolan Henke 65; Mark Brooks 67.

Second round – Henke, Joey Sindelar 134; Brooks, Don Pooley, Paul Azinger 135; David Edwards 136.

Third round – Sindelar 201; Brooks, Jeff Maggert 204; Henke, Pooley 205.

Cut – 77 players from a starting field of 113 at 1-over-par 145 or better.


Weather – Thursday: Rain off and on all day with temperatures in the 60s. **Friday:** Rain and lightning suspended play from 3:15-5:05 p.m. (1 hour, 50 minutes) and again at 6 p.m. Play was called for the day at 6:25 p.m. with 33 players on the course. **Saturday:** Sloppy course conditions postponed the start of the round until 12:30 p.m. **Sunday:** Rain and wet conditions caused a suspension of play from 2:30-4:50 p.m. (2 hours, 20 minutes).

1.	David Edwards	71-65-70-67-273	\$234,000.00		Doug Tewell	68-71-69-74-282	6,137.86
	(won playoff with par on second extra hole)				Jeff Sluman	68-75-65-74-282	6,137.85
	Rick Fehr	69-70-67-67-273	140,400.00		Ronnie Black	69-71-67-75-282	6,137.85
3.	Payne Stewart	72-70-66-66-274	75,400.00	42.	Ted Schulz	72-69-71-71-283	4,420.00
	Joey Sindelar	69-65-67-73-274	75,400.00		Corey Pavin	73-72-67-71-283	4,420.00
5.	Nolan Henke	65-69-71-70-275	49,400.00		Tom Lehman	71-72-71-69-283	4,420.00
	Mark Brooks	67-68-69-71-275	49,400.00		Mike Standly	69-68-71-75-283	4,420.00
7.	David Frost	72-70-69-65-276	37,830.00		Dan Forsman	74-71-70-68-283	4,420.00
	Larry Mize	73-66-69-68-276	37,830.00		Steve Pate	73-70-76-64-283	4,420.00
	Tom Kite	74-67-67-68-276	37,830.00	48.	John Cook	71-68-72-73-284	3,267.34
	Vijay Singh	73-68-66-69-276	37,830.00		Bill Glasson	70-74-68-72-284	3,267.34
	Bob Gilder	71-67-68-70-276	37,830.00		Neal Lancaster	69-75-68-72-284	3,267.33
12.	Lee Janzen	74-70-67-66-277	28,600.00		Jack Nicklaus	74-69-70-71-284	3,267.33
	Jeff Maggert	71-67-66-73-277	28,600.00		Rocco Mediate	72-70-68-74-284	3,267.33
14.	Steve Elkington	75-66-70-67-278	22,100.00		Wayne Grady	72-73-69-70-284	3,267.33
	Billy Andrade	72-72-69-65-278	22,100.00	54.	Bill Britton	68-74-68-75-285	2,951.00
	Andrew Magee	71-67-71-69-278	22,100.00		Jim Hallet	74-70-70-71-285	2,951.00
	Tom Purtzer	70-69-69-70-278	22,100.00		Wayne Levi	72-72-70-71-285	2,951.00
	Paul Azinger	68-67-71-72-278	22,100.00		Jay Don Blake	74-68-73-70-285	2,951.00
19.	Jim Gallagher, Jr.	70-69-72-68-279	16,315.00		Mark McCumber	70-70-75-70-285	2,951.00
	Davis Love III	70-68-72-69-279	16,315.00		Tommy Nakajima	73-68-76-68-285	2,951.00
	Joe Ozaki	73-69-68-69-279	16,315.00	60.	Gil Morgan	72-70-69-75-286	2,808.00
	Curtis Strange	72-67-68-72-279	16,315.00		Keith Clearwater	68-70-74-74-286	2,808.00
23.	Dillard Pruitt	71-70-70-69-280	12,480.00		Mike Hulbert	73-72-69-72-286	2,808.00
	Fred Funk	68-72-70-70-280	12,480.00		Mike Harwood	72-69-74-71-286	2,808.00
	Don Pooley	68-67-70-75-280	12,480.00		Jay Haas	71-72-73-70-286	2,808.00
26.	Tom Watson	72-70-70-69-281	8,847.23	65.	Fulton Allem	68-74-74-71-287	2,704.00
	Fuzzy Zoeller	74-69-69-69-281	8,847.23		Roger Maltbie	73-72-71-71-287	2,704.00
	Bruce Fleisher	71-70-70-70-281	8,847.22		John Huston	70-75-71-71-287	2,704.00
	David Gilford	76-68-68-69-281	8,847.22	68.	D.A. Weibring	72-71-71-74-288	2,626.00
	Duffy Waldorf	74-71-67-69-281	8,847.22		Larry Nelson	71-73-73-71-288	2,626.00
	Jim Woodward	71-69-70-71-281	8,847.22		Bob Lohr	73-70-75-70-288	2,626.00
	David Toms	71-72-71-67-281	8,847.22	71.	Wayne Riley	69-73-73-75-290	2,535.00
	Greg Norman	69-73-67-72-281	8,847.22		Mark Calcavecchia	73-71-71-75-290	2,535.00
	Brian Claar	71-69-68-73-281	8,847.22		Mike Donald	73-72-70-75-290	2,535.00
35.	Jay Delsing	72-71-69-70-282	6,137.86		Scott Hoch	72-71-75-72-290	2,535.00
	Ken Green	70-72-71-69-282	6,137.86	75.	Hal Sutton	70-74-73-74-291	2,470.00
	Chip Beck	68-72-70-72-282	6,137.86	76.	Ronan Rafferty	70-74-74-75-293	2,444.00
	Peter Jacobsen	74-71-68-69-282	6,137.86				

Did Not Qualify

Brad Bryant 74-72, Gary Hallberg 76-70, Scott Simpson 76-70, Kenny Perry 73-73, Ian Baker-Finch 72-74, Craig Parry 75-71, Mark O'Meara 74-72, Howard Clark 75-72, Craig Stadler 77-70, Jose Maria Olazabal 75-72, Andy Bean 73-74, Tom Sieckmann 72-75, Brad Faxon 74-73, Todd Hamilton 77-70, Billy Ray Brown 77-71, Richard Zokol 73-75, Blaine McCallister 77-71, Tom Weiskopf 77-72, Doug Martin 77-72, Kirk Triplett 84-66, Jim Thorpe 75-75, Ricky Kawagishi 73-77, Phil Blackmar 74-76, A-David Eger 77-74, Kenny Knox 75-77, A-Allen Doyle 79-73, Andy North 78-74, Hubert Green 77-76, John Daly 78-75, Gene Sauers 78-77, David Graham 79-76, A-Gary Wolstenholme 79-77, A-Mitch Voges 87-71, Dave Rummells 74-WD, Bob Tway 76-WD, Jodie Mudd 79-WD, Lanny Wadkins 71-69-73-DQ.

1991 Memorial Tournament



Round 1

Corey Pavin, winner in Atlanta four days earlier and the leading money-winner on the PGA Tour, stayed hot with a bogey-free, 6-under-par 66 that gave him a one-stroke lead over Dave Rummells.

With the Memorial one week later than the previous two years, the field was greeted by warm and humid weather, and scoring reflected it as 32 golfers broke par, most in a round in four years.

Round 2

Kenny Perry, a non-winner in his fifth year on the PGA Tour, had eight birdies and a hole in one on No. 16 and broke the course record with a 63 to take a three-stroke lead at 11-under 133.

"I didn't know anything about the record," Perry said. "I got in a situation out there where I didn't even know how many under par I was.

"A day like today just happens. You can't account for it."

Perry began his round by making birdie putts of 40, 30 and 12 feet on the first three holes. Later, he was 6 under par in a six-hole stretch from Nos. 11 through 16.

"A start like that is unbelievable in itself. The three early birdies took the pressure off me," he said.

"I couldn't believe it when that shot on 16 rolled in. The day was just unbelievable. It was just an unbelievable round. I've never seen so many balls go in the hole."

Forty-nine players broke par, tying the Memorial's single-round record set in the first round in 1987.

Round 3

Perry (69) putted only 25 times for the second day in a row and finished 14-under 202 to retain his lead by two strokes over Pavin (67).

Perry had only one bogey for the second straight day, birdied four of his first 12 holes, saved par twice on the back nine and caught a break when his second shot at No. 15 avoided the creek after hitting a tree.

"Today was a big day for me personally," he said. "I've had some setbacks in my career and today was an important round for me. I needed to go out there and shoot a good score.

"It was a nice round to back up the round of yesterday. I wasn't as nervous as I thought I would be."

Two-time Memorial winners Hale Irwin (65-207) and Jack Nicklaus (69-208) joined the hunt. Irwin birdied seven of his last 12 holes while Nicklaus had one bogey in his previous 45 holes dating to the first round.

"I don't think its going to be a giveaway for Kenny Perry," Irwin said. "There is such a thing as getting out in front of the field and then not knowing how to play out in front."

Round 4/Playoff

While most of his pursuers fell away, Perry's lead swelled to six strokes after he birdied the par-5 No. 5. But he could not shake Irwin, whose own birdie at 5, in the group ahead of Perry's, started a run of six birdies in seven holes. That cut the margin between them to one after Perry hit his approach at No. 9 into water and double-bogeyed.

"Hale was making quite a racket in front of us," Perry said, "but I never looked at a leaderboard."

Irwin (66), who one-putted 10 of 11 holes from Nos. 7 through 17, took the lead with birdies at Nos. 12 and 15. But Perry (71) regained it with birdies at 15 and 16. His missed 5-foot par putt at 17 deadlocked the two again, however, and after pars at 18, they went to sudden death tied at 15-under 273.

"I thought that birdie at 12 might set up something," Irwin said, "but I couldn't shake him."

Irwin hit a tree on the first hole of the playoff (No. 15) and left himself no second shot to the green on the par-5. Perry split the fairway with a perfect drive, reached the green with a 2-iron from 237 yards and gave himself a 25-foot putt for eagle.

Irwin's bad break was reminiscent of his playoff loss to Roger Maltbie in the first Memorial in 1976, when Maltbie's wayward approach to No. 17 hit a gallery-rope stake and caromed on the green, enabling Maltbie to par the hole and extend the playoff, which he won on the next hole.

"I felt it was his Tournament to win and not lose on the playoff hole," Irwin said. "That's a driving hole only. If you hit a good drive, you're OK. If you don't, you're cooked."

Irwin missed the green with his third shot, failed to hole his chip, and Perry, 30, two-putted for birdie and his first PGA Tour victory.

"This showed to me I could finally do it," he said. "I just wanted to execute under the pressure. In the past, I wasn't able to do that. It's nice to know I could do it. It means a lot to me."

Stats Leaders

Driving distance: John Daly (292.1)

Fairways hit: Allen Doyle (51/56)

Greens in regulation: Craig Stadler (55/72)

Sand saves: Corey Pavin (11/13)

Putts per round: David Frost (26.75)

1991 Memorial Tournament

Dates: May 16-19

Purse: \$1,200,000

Par: 36-36—72

Yardage: 7,104

Leaders

First round – Corey Pavin 66; Dave Rummells 67; Fuzzy Zoeller 68.

Second round – Kenny Perry 133; Chip Beck 136; Zoeller, Pavin 137; Doug Tewell, Andy Bean 138.

Third round – Perry 202; Pavin 204; Hale Irwin, Ted Schulz 207; Jack Nicklaus 208; Rummells 209.

Cut – 78 players from a starting field of 103 at 4-over-par 148 or better.

Weather – Thursday-Friday: Temperatures in the low 80s and humid. **Saturday:** Morning thunderstorm delayed start of play until 10:05 a.m. Temperatures in the 60s with lower humidity afterward. **Sunday:** Mostly sunny with temperatures in the low 70s.

1. Kenny Perry	70-63-69-71-273	\$216,000.00	Buddy Gardner	73-73-70-73-289	4,560.00
(won playoff with birdie on first extra hole)			Brian Tennyson	70-74-72-73-289	4,560.00
2. Hale Irwin	73-69-65-66-273	129,600.00	Mark Calcavecchia	73-71-72-73-289	4,560.00
3. Corey Pavin	66-71-67-71-275	81,600.00	Kenny Knox	71-71-73-74-289	4,560.00
4. Mike Hulbert	73-67-72-67-279	52,800.00	David Peoples	70-73-72-74-289	4,560.00
Craig Stadler	71-70-70-68-279	52,800.00	Fulton Allem	75-67-72-75-289	4,560.00
6. Ian Baker-Finch	69-73-69-69-280	41,700.00	Davis Love III	72-74-68-75-289	4,560.00
Chip Beck	70-66-74-70-280	41,700.00	48. Peter Persons	76-71-72-71-290	3,016.00
8. Larry Mize	72-69-73-67-281	30,000.00	Curtis Strange	72-71-76-71-290	3,016.00
David Frost	69-71-73-68-281	30,000.00	Bill Sander	74-74-70-72-290	3,016.00
John Cook	72-72-69-68-281	30,000.00	Dan Halldorson	75-72-70-73-290	3,016.00
Jay Don Blake	69-71-72-69-281	30,000.00	Robert Gamez	74-72-70-74-290	3,016.00
Andy Bean	69-69-72-71-281	30,000.00	Chris Perry	71-71-74-74-290	3,016.00
Doug Tewell	69-69-72-71-281	30,000.00	54. Bobby Wadkins	71-73-76-71-291	2,748.00
Ted Schulz	69-71-67-74-281	30,000.00	Wayne Levi	73-73-73-72-291	2,748.00
15. Fuzzy Zoeller	68-69-75-70-282	20,400.00	Gil Morgan	73-73-73-72-291	2,748.00
Tom Watson	68-73-70-71-282	20,400.00	Larry Nelson	72-71-76-72-291	2,748.00
Jack Nicklaus	71-68-69-74-282	20,400.00	58. Dan Forsman	75-72-72-73-292	2,652.00
18. Scott Simpson	76-71-71-65-283	16,800.00	Ken Green	70-72-77-73-292	2,652.00
Billy Andrade	69-71-71-72-283	16,800.00	Bob Wolcott	76-72-70-74-292	2,652.00
Dave Rummells	67-74-68-74-283	16,800.00	Robert Wrenn	74-71-73-74-292	2,652.00
21. Steve Pate	69-75-72-68-284	13,920.00	62. Brad Faxon	72-71-74-76-293	2,592.00
John Huston	74-69-70-71-284	13,920.00	63. Jim Hallet	72-72-75-75-294	2,568.00
23. Bob Tway	69-70-74-72-285	11,040.00	64. Jay Haas	73-75-71-76-295	2,544.00
Fred Funk	76-68-69-72-285	11,040.00	A-Allen Doyle	72-71-77-75-295	–
Tom Purtzer	71-69-71-74-285	11,040.00	66. Phil Blackmar	77-71-75-73-296	2,496.00
Paul Azinger	72-71-67-75-285	11,040.00	Bob Estes	75-70-76-75-296	2,496.00
27. Greg Norman	71-75-69-71-286	9,060.00	Bart Bryant	75-70-72-79-296	2,496.00
Lanny Wadkins	72-70-73-71-286	9,060.00	A-Phil Mickelson	75-71-77-73-296	–
29. Hal Sutton	75-69-73-70-287	7,465.72	70. Steve Jones	77-71-76-73-297	2,436.00
Nolan Henke	71-72-74-70-287	7,465.72	Mike Smith	76-70-75-76-297	2,436.00
Scott Hoch	73-71-72-71-287	7,465.72	72. Morris Hatafsky	73-74-75-76-298	2,400.00
Peter Jacobsen	73-72-72-70-287	7,465.71	73. Mike Reid	71-76-77-75-299	2,364.00
Joey Sindelar	73-69-75-70-287	7,465.71	Billy Ray Brown	77-71-72-79-299	2,364.00
Brian Claar	73-70-74-70-287	7,465.71	75. Bob Eastwood	74-74-74-79-301	2,316.00
Loren Roberts	73-69-73-72-287	7,465.71	Keith Clearwater	73-71-78-79-301	2,316.00
36. Payne Stewart	79-68-72-69-288	6,030.00	77. Rick Gibson	73-75-82-76-306	2,280.00
Jim Gallagher, Jr.	69-70-74-75-288	6,030.00	78. John Daly	74-74-83-83-314	2,256.00
38. Jay Delsing	69-76-75-69-289	4,560.00			
Mark McCumber	74-73-71-71-289	4,560.00			
Bruce Lietzke	69-74-74-72-289	4,560.00			

Did Not Qualify

Ricky Kawagishi 73-76, Mike Donald 79-70, Rocco Mediate 75-74, Ed Dougherty 76-73, Steven Richardson 75-74, Bob Lohr 71-78, Jodie Mudd 72-77, Mark Wiebe 75-75, Jim Thorpe 75-76, Jerry Pate 78-73, Jeff Maggert 71-80, Hubert Green 74-77, Billy Mayfair 82-69, Tommy Armour III 74-77, Andrew Magee 78-74, John Morse 76-77, Tom Sieckmann 79-74, Bill Britton 78-75, David Graham 79-75, Eduardo Romero 78-76, Gene Sauers 77-77, Scott Verplank 76-80, Roger Maltbie 84-75, Andy North 76-84, A-Rolf Muntz 84-77.

1990 Memorial Tournament



Round 1

Fred Couples' 3-under 69 was the only subpar score on a windy, cold day that evoked memories of the infamous second round of the Memorial in 1979.

On the Memorial's earliest opening date, May 10, rain, hail, winds gusting to 40 mph and a wind-chill in the 30s combined to send the field's scoring average to a record 78.792 strokes. The previous record was 78.737 in the second round in 1979, when Tom Watson shot 69 in 13-degree wind chill.

"I thought today was tougher," course designer and Tournament host Jack Nicklaus said after shooting 78.

Couples said he could not explain how he shot the score he did, but his length helped. He hit wedges into eight of the course's 10 par-4 holes.

"A lot of luck was involved," he said. "I just seemed to hit the ball in the right place, and I judged the wind right. But that was luck. I wasn't doing anything somebody else couldn't have done."

Couples' four-stroke lead at the end of the day's play was a Memorial record for any round. Greg Norman (73) was one of seven golfers tied for second.

"It was British Open weather. But we don't play the British Open on a course like this," Norman said, referring to Muirfield Village's demands that golfers carry the ball in the air to the greens, whereas British Open courses allow for pitch-and-run approach shots.

"The score Freddie shot was like a 62 on an average day."

Pins also were set on the crowns of the undulating greens by PGA Tour officials as a precaution against rain that never came, which made controlling the ball on the firm greens nearly impossible.

Forty players shot 80 or higher, including Mark Calcavecchia (88), the leading money-winner on the PGA Tour and reigning British Open champion.

"I have only two things to say," Calcavecchia said. "WD."

Round 2

Couples (74) bogeyed four of his last seven holes, including the last two, but at 1-under 143 he remained the only golfer under par after a calmer second round. Don Pooley (71), the 1987 Memorial winner, was second at 144.

The temperature rose into the 60s and, except for a few gusts, winds diminished. But greens hardened by

the first-round wind again kept anyone from shooting better than 69, only 10 broke par, and the field averaged 75.772.

Round 3

After waiting out seven hours of rain and a two-hour delay earlier in the day, Couples built his lead to four strokes through 10 holes before his boat began taking on water.

Bogeys at Nos. 11, 14 and 16 dropped him into a tie for the lead with Norman, who had birdied 11, 14 and 17 and saved par at 18 with a 10-foot putt. As Couples stood on the 18th tee, he decided he needed to sock a driver to advance his ball far enough up the fairway to have a chance at a decent approach and birdie chance.

"I pulled it a little bit and it started to draw," he said. "I knew I was possibly going to be behind those trees in the rough. No one moved. No one did anything. There was a marshal 10 feet from the ball. I just assumed it was down there."

The ball never was found. "Reasonable evidence," his playing partner Don Pooley said, was that it had run into the creek without anyone noticing.

Stunned and upset, Couples (75) took a penalty drop in the rough, needed two more shots to reach the green and two-putted from 12 feet for double bogey to fall two strokes behind Norman (69-216) and one behind Payne Stewart (69) as darkness fell on a long and wet day.

Round 4 (canceled)

The start of play was suspended after more than 2 inches of rain fell in a little more than 24 hours. At 1:10 p.m., PGA Tour officials decided much of the course was unplayable, canceled the final round and declared Norman the 54-hole winner, the first in the Memorial's 15 years.

Norman, 35, called it a "good break" after having been denied two wins earlier in the year when Robert Gamez and David Frost holed out on the final hole to beat him.

"I was looking forward to going out and testing nerves and skill, having a tussle out there," Norman said. "On the other hand, I'm very happy to be a winner."

"I'm still a little bit shocked about it. Nobody likes to win the Tournament this way, but it goes to show you every day's important and every shot's important. Obviously, getting it up and down out of the bunker on 18 Saturday won the golf tournament for me."

Stats Leaders

Driving distance: Fred Couples (269.3)

Fairways hit: John Cook, Peter Jacobsen (37/42)

Greens in regulation: Peter Jacobsen (41/54)

Sand saves: Ricky Kawagishi (10/11)

Putts per round: Gil Morgan, Don Pooley, Mark Wiebe (26.67)

1990 Memorial Tournament

Dates: May 10-13

Purse: \$1,000,000

Par: 36-36—72

Yardage: 7,106

Leaders

First round – Fred Couples 69; Corey Pavin, Don Pooley, Lanny Wadkins, Greg Norman, Peter Persons, Hale Irwin, Jay Delsing 73.

Second round – Couples 143; Pooley 144; Delsing 145; Brad Faxon, John Cook, Mark Brooks 146.

Cut – 73 players from a starting field of 108 at 13-over-par 157 or better.

Weather – Thursday: Mostly cloudy with rain and hail. Winds 15-20 mph gusting to 40 mph created chill factors in the 30s. **Friday:** Mostly cloudy with temperatures in the 60s and lighter winds. **Saturday:** Rain with temperatures in the high 40s. Play suspended at 1:20 p.m. and resumed at 3:35 p.m. (1 hour, 15 minutes). **Sunday:** Heavy morning rain suspended start of play. Final round was canceled at 1:10 p.m. and 54-hole scores declared official.

1. Greg Norman	73-74-69-216	\$180,000.00	38. Bill Britton	81-74-72-227	4,300.00
2. Payne Stewart	74-74-69-217	108,000.00	Mike Hulbert	82-75-70-227	4,300.00
3. Mark Brooks	76-70-72-218	48,000.00	Wayne Levi	78-73-76-227	4,300.00
Fred Couples	69-74-75-218	48,000.00	Bruce Lietzke	80-71-76-227	4,300.00
Brad Faxon	77-69-72-218	48,000.00	Mike Reid	82-72-73-227	4,300.00
Don Pooley	73-71-74-218	48,000.00	43. Dave Barr	78-76-74-228	2,922.00
7. Peter Jacobsen	76-72-71-219	32,250.00	Billy Ray Brown	77-78-73-228	2,922.00
Bill Sander	75-72-72-219	32,250.00	Mike Donald	81-72-75-228	2,922.00
9. Paul Azinger	74-73-73-220	26,000.00	Jim Gallagher, Jr.	77-77-74-228	2,922.00
Bill Glasson	78-71-71-220	26,000.00	Kenny Knox	76-78-74-228	2,922.00
Gil Morgan	79-72-69-220	26,000.00	Roger Maltbie	77-73-78-228	2,922.00
Steve Pate	75-75-70-220	26,000.00	David Peoples	75-76-77-228	2,922.00
13. Mark Wiebe	79-70-72-221	19,333.34	Kenny Perry	77-75-76-228	2,922.00
Hale Irwin	73-74-74-221	19,333.33	Hal Sutton	79-78-71-228	2,922.00
Ricky Kawagishi	75-72-74-221	19,333.33	Jim Thorpe	79-78-71-228	2,922.00
16. John Cook	77-69-76-222	14,500.00	53. Curt Byrum	76-78-75-229	2,293.34
Dan Forsman	79-71-72-222	14,500.00	John Mahaffey	84-73-72-229	2,293.34
Davis Love III	77-74-71-222	14,500.00	Fulton Allem	76-74-79-229	2,293.33
Larry Mize	81-70-71-222	14,500.00	Andy Bean	77-75-77-229	2,293.33
Lanny Wadkins	73-76-73-222	14,500.00	Scott Hoch	80-74-76-229	2,293.33
Tom Watson	77-74-71-222	14,500.00	Brian Tennyson	78-75-76-229	2,293.33
22. Jay Delsing	73-72-78-223	10,000.00	59. Hubert Green	77-75-78-230	2,180.00
Bob Eastwood	76-75-72-223	10,000.00	Andrew Magee	81-75-76-230	2,180.00
Ray Floyd	78-73-72-223	10,000.00	Jerry Pate	80-76-74-230	2,180.00
Curtis Strange	80-70-73-223	10,000.00	Chris Perry	77-78-75-230	2,180.00
26. Tommy Armour III	76-78-70-224	7,550.00	Leonard Thompson	77-75-78-230	2,180.00
Ian Baker-Finch	74-74-76-224	7,550.00	64. David Frost	79-78-74-231	2,090.00
Jack Nicklaus	78-73-73-224	7,550.00	Jay Haas	77-78-76-231	2,090.00
Corey Pavin	73-76-75-224	7,550.00	Dave Rummells	80-76-75-231	2,090.00
30. Mark Lye	78-78-69-225	6,650.00	Ted Schulz	78-76-77-231	2,090.00
Scott Verplank	77-77-71-225	6,650.00	68. Chip Beck	78-75-79-232	2,010.00
32. Billy Andrade	79-73-74-226	5,533.34	Robert Gamez	81-75-76-232	2,010.00
Andy North	75-75-76-226	5,533.34	Mark O'Meara	78-77-77-232	2,010.00
Billy Mayfair	78-77-71-226	5,533.33	Tom Weiskopf	80-76-76-232	2,010.00
Peter Persons	73-77-76-226	5,533.33	72. Tom Byrum	78-75-80-233	1,960.00
Scott Simpson	81-73-72-226	5,533.33	73. Keith Clearwater	82-73-82-237	1,940.00
Craig Stadler	77-74-75-226	5,533.33			

Did Not Qualify

Clarence Rose 84-74, David Edwards 82-76, John Huston 78-80, Bob Tway 75-83, Fuzzy Zoeller 77-81, Joey Sindelar 76-82, David Ogren 81-78, Tom Purtzer 85-74, Wayne Grady 81-78, Brad Bryant 78-81, Sandy Lyle 79-80, Steve Jones 81-78, Mike Sullivan 83-76, David Graham 80-80, D.A. Weibring 84-76, Bobby Wadkins 78-84, Mark James 83-79, Jim Carter 79-83, Donnie Hammond 87-75, Stan Utley 84-78, Willie Wood 84-79, Robert Wrenn 83-81, Loren Roberts 84-81, A-Chris Patton 84-81, Wayne Westner 83-82, Rocco Mediate 82-84, Jim Simons 80-86, Clark Dennis 87-79, Ken Green 82-WD, Larry Nelson 82-WD, Gene Sauers 83-WD, Mark Calcavecchia 88-WD, Mark McCumber 88-DQ, Tim Simpson WD, Jeff Sluman WD.

1989 Memorial Tournament



Round 1

Sun, wind, soft conditions and temperatures in the 50s greeted the earliest start in Memorial history – May 11 – which was necessitated in part by a switch of television broadcast partners.

Fuzzy Zoeller, semi-retired and transitioning to the TV booth and golf course design because of back problems, grabbed the lead when he stopped his 8-iron approach shot 4 inches from the pin at No.18 and tapped in for birdie for a 3-under-par 69 and one-stroke edge over Payne Stewart and Fred Couples.

"I never know about my crazy game anymore," said Zoeller, winless on the PGA Tour for two years. "I don't practice enough or play enough to be real competitive anymore. Who knows?"

"Soft, mushy ground bothers people with bad backs because you don't have any footing; no traction. I'm twinge-ing a little bit."

Zoeller rediscovered his form on his final nine holes with birdies on five of them.

"Those 4-, 5- and 6-footers, when you're making those, it takes a lot of pressure off you," he said.

Round 2

Playing in a cold rain and temperatures in the 40s, Zoeller (66) birdied his first hole out of the gate, tied the Memorial's 18-hole record with nine birdies and finished 9-under 135 to take a five-stroke lead, largest of the season on the PGA Tour.

"I'm in shock, just being in the lead . . . but I kind of enjoy it," he said.

Using a new putter and a more open stance on the greens, Zoeller finished the first two rounds with 15 birdies. The new putter replaced one Zoeller used to win 10 tournaments in 17 years on the tour, including the 1979 Masters and 1984 U.S. Open.

His length off the tee made a difference, too. Seven of his birdies in the first two rounds came on the course's four par-5 holes.

"That means his back's in good shape and he's lettin' it go," said Raymond Floyd (67), one of three tied for second place.

Round 3

With preferred lies in effect after overnight rain saturated the course and delayed the start of play 3 1/2 hours, Zoeller was able to improve the lie of his

third shot at No.18 after his 6-iron approach spun off the green and 10 yards back into the fairway. He then chipped in for birdie from 45 feet to retain the lead after 54 holes.

But at 9-under 207, Zoeller (72) saw his lead dwindle to one stroke over Bob Tway (68), who played his second round without a bogey in as many days and ran his streak of bogey-free holes to 50. Tway had the lead to himself on the back nine before Zoeller closed with a birdie at 15 and the chip-in at 18.

"I'm very pleased. It's the best position I've been in this year," said Tway, who was less than two months past changing his swing. "This puts me in the last group (off the tee in the final round). That's where I want to be. That's why I play golf, to get in the last group, feel the pressure and see how I do."

Round 4

Tway birdied the last two holes, and four of his last six, to prevail in a back-and-forth battle with Zoeller and win his first PGA Tour event since the 1986 PGA Championship.

"It's been three years since I'd won and I'd kind of forgot what it felt like," he said. "I've been hounded by questions of, 'What's wrong with your game?' and 'Why haven't you won?' And I couldn't answer any of them."

"Believe me, it was very frustrating. I figured if I just kept practicing and kept working hard, I'd play good again."

Tway, 30, had tap-in birdies at Nos.15 and 17 after staking his approach shots from preferred lies. After his drive at 18 hit a tree and bounced fortuitously into the fairway, he lagged a 25-foot birdie putt into the cup for a 69 and an 11-under 277 total. Zoeller (72) finished at 279.

"Very rarely do you hit two shots that close to the hole in any round, much less coming down the stretch," Tway said. "It was nice not having to grind over (the birdie putts)."

Zoeller was four strokes ahead of Tway through four holes but gave up the lead after failing to save par out of bunkers on Nos.7, 8 and 11. They exchanged the lead twice more and were tied twice after that before Tway took command for good with a 2-inch tap-in at No.17.

Zoeller had five birdies the last two rounds after recording 15 the first two.

"Golf isn't fair," he said. "Golf will give you gray hair and make you drink a lot."

Stats Leaders

Driving distance: Davis Love III (263.8)

Fairways hit: David Edwards, Wayne Grady (53/56)

Greens in regulation: Larry Nelson (56/72)

Sand saves: Tom Byrum (8/9)

Putts per round: Mark Wiebe (27.25)

1989 Memorial Tournament

Dates: May 11-14

Purse: \$1,004,290

Par: 36-36—72

Yardage: 7,104

Leaders

First round – Fuzzy Zoeller 69; Payne Stewart, Fred Couples 70.

Second round – Zoeller 135; Ray Floyd, Bob Tway, Mark Calcavecchia 140; Couples, Donnie Hammond 142.

Third round – Zoeller 207; Tway 208; Couples, Bruce Lietzke 212; Calcavecchia, Floyd 213.

Cut – 70 players from a starting field of 117 at 6-over-par 150 or better.

Weather – Thursday: Mostly cloudy with temperatures in the 50s and winds gusting to 30 mph. **Friday:** Rain off and on all day with temperatures in the high 40s. **Saturday:** Start delayed by overnight rain from 7:38 a.m. in twosomes to 11:10 a.m. in threesomes off Nos.1 and 10 tees. Overcast with temperatures in the 50s. **Sunday:** Start delayed by heavy fog from 8:49 a.m. in twosomes to 9:45 a.m. in threesomes. Mostly cloudy with temperatures in the 60s.

1.	Bob Tway	71-69-68-69-277	\$160,000.00		Peter Jacobsen	75-73-74-70-292	6,115.72
2.	Fuzzy Zoeller	69-66-72-72-279	96,000.00		Hale Irwin	76-70-74-72-292	6,115.71
3.	Payne Stewart	70-73-73-65-281	60,440.00		Billy Mayfair	72-74-73-73-292	6,115.71
4.	Mark Calcavecchia	72-68-73-70-283	40,835.00		Paul Azinger	73-73-73-73-292	6,115.71
	Bruce Lietzke	73-70-69-71-283	40,835.00		Mike Reid	72-75-71-74-292	6,115.71
6.	Scott Verplank	72-73-69-70-284	32,610.00		41. Sandy Lyle	76-73-73-71-293	5,100.00
	Mark O'Meara	75-68-72-69-284	32,610.00		Ben Crenshaw	73-76-72-72-293	5,100.00
8.	David Frost	75-71-72-67-285	26,610.00		Davis Love III	75-75-70-73-293	5,100.00
	Scott Hoch	72-76-69-68-285	26,610.00		Mike Sullivan	72-74-74-73-293	5,100.00
	Larry Nelson	72-72-72-69-285	26,610.00		45. Jim Hallet	81-69-73-71-294	4,265.00
	Ray Floyd	73-67-73-72-285	26,610.00		Ian Baker-Finch	74-74-74-72-294	4,265.00
12.	Tom Byrum	76-71-72-68-287	19,722.50		Brad Bryant	71-78-72-73-294	4,265.00
	Donnie Hammond	72-70-75-70-287	19,722.50		John Huston	72-77-72-73-294	4,265.00
	Greg Norman	75-68-73-71-287	19,722.50		Larry Rinker	74-70-74-76-294	4,265.00
	Dave Rummells	72-72-72-71-287	19,722.50		Andrew Magee	76-72-69-77-294	4,265.00
16.	Larry Mize	72-74-73-69-288	15,056.00		51. Howard Clark	79-71-75-70-295	3,842.50
	Corey Pavin	71-74-73-70-288	15,056.00		Tony Johnstone	75-73-74-73-295	3,842.50
	Dave Barr	74-72-72-70-288	15,056.00		Gene Sauers	78-71-70-76-295	3,842.50
	John Mahaffey	74-75-67-72-288	15,056.00		Bob Lohr	77-70-71-77-295	3,842.50
	Fred Couples	70-72-70-76-288	15,056.00		55. Nick Faldo	75-75-73-73-296	3,740.00
21.	Mark Wiebe	71-75-75-68-289	11,680.00		Tom Kite	77-71-76-72-296	3,740.00
	David Edwards	71-73-73-72-289	11,680.00		Tommy Armour III	74-75-74-73-296	3,740.00
	Curtis Strange	78-69-69-73-289	11,680.00		D.A. Weibring	73-73-75-75-296	3,740.00
24.	Lanny Wadkins	77-73-69-71-290	8,921.67		59. Bob Gilder	75-75-74-73-297	3,680.00
	Kenny Knox	71-76-72-71-190	8,921.67		Fulton Allem	75-73-78-71-297	3,680.00
	Tim Simpson	73-74-71-72-290	8,921.67		Robert Wrenn	76-74-69-78-297	3,680.00
	Craig Stadler	77-71-69-73-290	8,921.67		62. Loren Roberts	74-74-74-76-298	3,640.00
	Clarence Rose	75-74-67-74-290	8,921.66		63. Rocco Mediate	76-72-79-72-299	3,620.00
	Keith Clearwater	71-74-70-75-290	8,921.66		64. Scott Simpson	78-72-75-75-300	3,600.00
30.	Johnny Miller	73-72-77-69-291	7,367.50		Morris Hatafsky	71-77-72-80-300	3,600.00
	David Ogryn	73-76-72-70-291	7,367.50		66. Bill Glasson	72-76-78-75-301	3,570.00
	Ed Fiori	73-73-74-71-291	7,367.50		67. Jack Nicklaus	72-78-77-75-302	3,550.00
	Wayne Grady	73-73-70-75-291	7,367.50		68. Doug Tewell	77-72-78-76-303	3,540.00
34.	Brad Faxon	77-73-75-67-292	6,115.72		69. Mike Donald	75-75-76-78-304	3,520.00
	Jim Carter	71-79-72-70-292	6,115.72				

Did Not Qualify

Tom Watson 78-73, Don Pooley 75-76, Jerry Pate 77-74, Kenny Perry 73-78, Isao Aoki 76-75, Tom Purtzer 78-73, Ken Green 74-77, Hal Sutton 78-73, Roger Maltbie 79-73, Wayne Levi 78-74, Nick Price 79-73, Steve Jones 78-74, Phil Blackmar 74-78, Mark Brooks 74-78, Chip Beck 80-72, Gil Morgan 78-74, Steve Elkington 77-75, Jay Haas 81-71, Mark McCumber 75-77, P.H. Horgan 82-72, Dan Pohl 78-76, Greg Twiggs 81-74, Bobby Wadkins 77-78, Steve Pate 77-78, Masahiro Kuramoto 74-82, Keith Fergus 76-80, Blaine McCallister 79-78, Andy Bean 77-80, John Cook 77-81, Brian Claar 80-78, A-Danny Yates 80-78, Hubert Green 79-80, Joey Sindelar 80-79, Andy North 79-80, David Graham 81-78, A-Kevin Johnson 83-76, Jim Booros 82-79, Jim Benepé 85-80, A-Eric Meeks 84-82, Calvin Peete 77-DQ, Jeff Sluman 76-70-74-DQ, Curt Byrum 83-WD.

1988 Memorial Tournament



Round 1

Peter Jacobsen and John Mahaffey each shot 4-under-par 68 to share the lead by one stroke over six others.

Jacobsen, whose last PGA Tour win was in 1984, played with a ruptured disk in his back that he declined to have surgery on during the offseason. He said he had three choices: surgery, quit golf "or I could try to come back the hard way and do a lot of exercises and stretching and use the old noggin to try to get rid of the pain that way."

He chose the last, and after a runner-up finish in Las Vegas a few weeks earlier, "I'm glad to say that I'm back," he said. "Certainly I'm not all the way back, and certainly I haven't won yet, but I've overcome some problems and feel like a rookie again."

Mahaffey overcame an erratic start that included five birdies and three bogeys in his first 10 holes.

Round 2

Hale Irwin, the 1983 and '85 Memorial winner, admitted to having not a love affair but a "like affair" with Muirfield Village after a 68 gave him a 6-under 138 total for 36 holes and a one stroke lead over three players.

"Difficult courses seem to bring out the best golf in me," Irwin said. "We're seeing a different course than it was five or six years ago. The greens are very firm."

The field averaged nearly 74 strokes for the first two rounds, the highest in three years, as a spring drought made for a hard and fast course.

The highlight of Irwin's round came at No. 14, where his 4-wood tee shot went so far to the right, all he could do with his second shot was pitch out to the fairway about 100 yards short of the green. He pitched in from there for birdie.

With Memorial founder Jack Nicklaus missing the cut by one stroke, Irwin became the only golfer to have made the cut in every Memorial. Besides his two wins, he also finished second in the inaugural event in 1976.

Round 3

Despite being weakened by an intestinal flu that hit him overnight, Irwin (68) retained his one-stroke lead at 10-under 206, one stroke better than Curtis Strange

(64) and David Frost (68). Strange had nine birdies in tying the course record for one round. Scott Hoch also shot 64 on a beautiful day that saw 14 players shoot in the 60s, nearly equaling the total (16) from the first two days combined.

"I'm not sure why the scores are low today except maybe the players are getting used to it," Strange said. "You don't bomb it around Muirfield. You have to think where you want to put it."

Irwin's lead was halved when he three-putted No. 18 for bogey.

"My first priority is to get this stomach thing settled and get a good night's sleep," he said.

"I didn't have an awful lot of energy out there; just weak and shaky. I just hope to keep playing the same kind of golf I have the last few days."

Round 4

Strange made birdie putts of 18 inches at No. 15 and 12 feet at No. 17 to pull away from Frost and win his fifth PGA Tour title in 10 months. He shot 67, the lowest closing round by a Memorial winner, to finish 14-under 274.

"He's the best player in the world right now," said Irwin (70), who chipped in for birdie on No. 18 to tie Frost (69) for second place at 276.

Strange, 33, appreciated the compliment from Irwin but was having none of it.

"When you think of a dominant player, you talk about length – which translates to strength – or a great putter. I don't have anything that stands out," he said.

"People ask me what the strong point of my game is and I say my strong point is that I don't have any weaknesses. My game is consistency, driving the ball straight and reaching down and getting something extra when I need it."

Strange was one stroke behind Frost and tied with Irwin with seven holes to play. He tied Frost for the lead with a 10-foot birdie putt at No. 12, saved par with a 15-foot putt at 13 and took the lead with the short putt at 15.

His score of 13-under 131 for the final two rounds set a Tournament record for the closing 36 holes.

"We ran into a buzzsaw," Irwin said.

Strange had considered skipping the Memorial because the soft conditions the previous two years had not played to the strengths of his game. Instead, he found the course identical to the one he had played in the Ryder Cup the previous September.

"I'd never seen it play hard and firm" until then, he said. "When it gets firm, I get much more comfortable."

Stats Leaders

Driving distance: Greg Norman (274.9)

Fairways hit: Hale Irwin (53/56)

Greens in regulation: Hale Irwin (59/72)

Sand saves: Curtis Strange (3/3)

Putts per round: Steve Pate (27)

1988 Memorial Tournament

Dates: May 26-29

Purse: \$930,250

Par: 36-36—72

Yardage: 7,104

Leaders

First round – Peter Jacobsen, John Mahaffey 68; Rocco Mediate, Jim Hallet, John Houston, Aki Ohmachi, David Frost, Tom Kite 69.

Second round – Hale Irwin 138; Huston, Frost, Kite 139; Andrew Magee 140.

Third round – Irwin 206; Frost, Curtis Strange 207; Magee, Payne Stewart 208; Scott Verplank 210.

Cut – 74 players from a starting field of 102 at 5-over-par 149 or better


Weather – Mostly sunny each day with temperatures reaching the high 80s by Sunday.

1.	Curtis Strange	73-70-64-67-274	\$160,000.00	John Cook	72-73-73-73-291	5,011.67
2.	Hale Irwin	70-68-68-70-276	78,220.00	Hal Sutton	75-70-69-77-291	5,011.66
	David Frost	69-70-68-69-276	78,220.00	Ed Fiori	73-72-70-76-291	5,011.66
4.	John Huston	69-70-72-71-282	39,115.00	41. Robert Wrenn	74-74-72-72-292	3,837.15
	Andrew Magee	70-70-68-74-282	39,115.00	J.C. Snead	72-71-76-73-292	3,837.15
6.	Lanny Wadkins	79-66-71-67-283	26,880.84	Jeff Sluman	72-71-72-77-292	3,837.14
	Jay Haas	72-75-69-67-283	26,880.84	Aki Ohmachi	69-73-72-78-292	3,837.14
	Payne Stewart	72-69-67-75-283	26,880.83	Clarence Rose	70-73-74-75-292	3,837.14
	Greg Norman	71-74-67-71-283	26,880.83	Bruce Lietzke	76-70-71-75-292	3,837.14
	Peter Jacobsen	68-74-72-69-283	26,880.83	Tom Byrum	74-70-73-75-292	3,837.14
	Scott Hoch	74-73-64-72-283	26,880.83	48. Bill Sander	76-70-73-74-293	2,977.00
12.	Nick Price	74-67-71-72-284	18,970.00	Rocco Mediate	69-75-73-76-293	2,977.00
	Paul Azinger	72-69-71-72-284	18,970.00	David Canipe	74-74-74-71-293	2,977.00
	Chip Beck	72-76-69-67-284	18,970.00	Ben Crenshaw	75-71-75-72-293	2,977.00
15.	Tom Kite	69-70-73-73-285	15,833.34	Buddy Gardner	72-73-71-77-293	2,977.00
	Scott Verplank	73-69-68-75-285	15,833.33	53. Joey Sindelar	70-73-74-77-294	2,784.00
	Fred Couples	72-72-68-73-285	15,833.33	Mark O'Meara	72-70-80-72-294	2,784.00
18.	Mike Hulbert	74-71-72-69-286	14,060.00	Gil Morgan	76-73-73-72-294	2,784.00
19.	Bobby Wadkins	71-76-74-66-287	12,283.34	Kenny Knox	76-73-73-72-294	2,784.00
	Fuzzy Zoeller	72-70-69-76-287	12,283.33	Jim Hallet	69-79-71-75-294	2,784.00
	John Mahaffey	68-73-73-73-287	12,283.33	58. Greg Ladehoff	73-72-76-74-295	2,693.34
22.	Craig Stadler	78-71-72-67-288	8,978.34	Denis Watson	76-68-74-77-295	2,693.33
	D.A. Weibring	70-75-71-72-288	8,978.34	Wayne Levi	76-72-71-76-295	2,693.33
	Mark Wiebe	75-71-70-72-288	8,978.33	61. Bob Tway	74-74-76-72-296	2,647.50
	Larry Mize	71-74-70-73-288	8,978.33	Don Pooley	76-72-70-78-296	2,647.50
	Steve Pate	70-74-71-73-288	8,978.33	63. Howard Twitty	73-75-72-77-297	2,603.34
	Larry Nelson	73-69-72-74-288	8,978.33	Chris Perry	73-74-73-77-297	2,603.33
28.	Doug Tewell	74-73-74-68-289	6,758.00	Fulton Allem	71-70-73-83-297	2,603.33
	Mark McCumber	74-73-75-67-289	6,758.00	66. Sam Randolph	74-74-74-76-298	2,570.00
	Dave Rummells	72-70-74-73-289	6,758.00	67. Curt Byrum	74-75-74-76-299	2,542.50
	Tom Purtzer	72-70-73-74-289	6,758.00	Dan Forsman	75-73-74-77-299	2,542.50
	Mark Calcavecchia	73-75-71-70-289	6,758.00	69. Steve Jones	74-73-78-75-300	2,515.00
33.	Scott Simpson	71-73-69-77-290	5,862.50	70. Richard Zokol	73-75-78-75-301	2,500.00
	Roger Maltbie	73-72-70-75-290	5,862.50	Fred Wadsworth	76-73-78-74-301	2,500.00
35.	Jay Don Blake	73-76-71-71-291	5,011.67	Johnny Miller	74-74-78-75-301	2,500.00
	Donnie Hammond	73-72-74-72-291	5,011.67	73. Tim Simpson	76-73-76-77-302	2,500.00
	Gary Koch	73-75-70-73-291	5,011.67			

Did Not Qualify

Bob Murphy 75-75, Chien Soon Lu 71-79, Jack Nicklaus 74-76, Morris Hatafsky 78-73, Tommy Nakajima 74-77, Bill Glasson 76-75, David Graham 75-77, Gene Sauers 72-80, John Inman 73-79, Dave Barr 77-75, Corey Pavin 76-76, Tom Watson 76-76, Keith Clearwater 78-74, Rick Fehr 76-77, Brian Tennyson 79-75, Davis Love III 74-81, Jim Carter 79-76, Jim Thorpe 76-79, Bobby Clampett 85-71, Mac O'Grady 77-79, Bob Lohr 74-83, Ken Green 77-81, Jim Simons 84-74, Hubert Green 76-82, Jim Nelford 83-78, Gary Hallberg 80-82, Andy North 79-85, Jodie Mudd 85-WD, Roger Mackay 72-75-80-WD.

1987 Memorial Tournament



Round 1

In hot and muggy weather, absent any wind on a soft track, scoring picked up where it left off the year before and a record 49 players broke par on what host Jack Nicklaus described as a "defenseless" course.

Against a backdrop of intermittent swells of noise from 17-year cicadas that lasted all week, Curt Byrum led the charge into the red with an 8-under-par 64, tying the 18-hole Memorial record set by Mark McCumber in 1984.

Byrum, who grew up playing on sand greens in South Dakota, missed only one green in regulation, had four birdies on each nine and did not make a bogey in taking a two-stroke lead over Joey Sindelar (66).

"I don't think I've ever had a better ball-striking round," Byrum said.

The field averaged 72.298 strokes, the fifth round in a row below 73 on a course that prior to 1986 had yielded only five such averages in the Memorial's first 40 rounds.

"If you can't make birdies out there, you are going to get lapped," said Kenny Knox (68).

Round 2

Scott Hoch (64) was one of two players (defending champion Hal Sutton was the other) to tie the course record as Hoch opened a four-stroke lead over Byrum (71).

"If a couple more people score low, we're liable to see the pins in the fringe," joked Hoch, whose scorecard for the round did not have a number higher than a 4 on it.

Bogey-free through two rounds, Hoch was at 13-under-par 131, three strokes better than Roger Maltbie's previous record for the Memorial's first 36 holes.

Hoch did it by eschewing his driver – he said a head cold made him too weak to hit it – in favor of a graphite-shafted 3-wood with a metal head.

Hoch had the low scoring average on the PGA Tour in 1986 but had not won a tournament in three years.

"When I get in a rhythm, it all starts going," he said. "I'll go from being 40th or 50th to finishing in the top five. I haven't won, but I've had some high finishes during my streaks."

Round 3

While the field averaged a record 71.195 strokes, Hoch continued to go lower than any player in Memorial history. He extended his streak without a bogey to 54 holes and shot 67 for a 54-hole record total of 18-under 198. He maintained his four-stroke lead over Don Pooley (65).

But the momentum Hoch built for three days ceased after heavy rain suspended play Saturday after he had completed 11 holes. To that point, through 47 holes, he had hit every fairway, missed only three greens and not bogeyed. Sunday morning, he played his final seven holes of the round 2 under par but missed three greens.

It was a bad omen.

Round 4

Hoch parred the first hole of the final round, his 55th in a row for the Tournament and 68th over two Memorials. But that proved to be the highlight of his day.

"I just didn't feel right," he said.

Hoch bogeyed Nos. 2, 3 and 4, shot 78 and was leapfrogged on the leader board by Pooley, whose 70 on a cloudy, windy day gave him a 16-under 272 total and a three-stroke victory over Byrum (71). Hoch tied for third at 276.

"You take the good with the bad and today I was Clint Eastwood -- the good, the bad and the ugly," said Hoch, who shot 40 on the front nine and had two double bogeys on the back.

"I felt it depended totally on Scott," said Pooley, runner-up to Sutton in the 1986 Memorial. "I felt if he shot a good score, there'd be no way to catch him. I was just going to have to play the best I could and hope it was good enough. I was surprised it only took four holes to make up the difference."

Pooley, 35, pulled away from Hoch after Hoch bogeyed No. 9 by three-putting from 15 feet and double-bogeyed 10. Then he had to outlast bids by Byrum, David Frost (69), Denis Watson (70) and Chip Beck (68) down the stretch. Byrum caught him with a birdie at No. 15 but bogeyed 16, and Pooley wrapped up the win with birdies on 17 and 18.

"My knees were shaking," Pooley said of his 15-foot birdie putt from the fringe at 17. "That was a critical point of the Tournament. That gave me a two-shot cushion. To finish with a birdie was icing on the cake."

The win was his first on the PGA Tour since 1980.

"I've had a lot of tournaments I should have won and didn't. You just wonder if it's ever going to happen," Pooley said. "I'd be lying if I said I didn't have doubts."

The field's 72-hole average of 71.975 strokes was under par for the first time in the Memorial.

Stats Leaders

Driving distance: Fred Couples (273)

Fairways hit: Calvin Peete (56/56)

Greens in regulation: Curt Byrum, Mark Hayes, Scott Hoch, Denis Watson (59/72)

Sand saves: Willie Wood (9/9), Jay Haas (5/5)

Putts per round: Don Pooley (26.5)

1987 Memorial Tournament

Dates: May 28-31

Purse: \$912,000

Par: 36-36—72

Yardage: 7,104

Leaders

First round – Curt Byrum 64; Joey Sindelar 66; Scott Hoch, Tom Watson 67.

Second round – Hoch 131; Byrum 135; Tom Watson, Scott Simpson, Fred Wadsworth 136; Don Pooley 137.

Third round – Hoch 198; Pooley 202; Byrum 204; John Mahaffey 205; Hal Sutton, Denis Watson 206.

Cut – 77 players from a starting field of 107 at 2-over-par 146 or better.

Pro-Am – \$7,500. **Individual:** Peter Jacobsen 67 (\$375). **Team:** Mark Calcavecchia 56 (\$375). Rain canceled afternoon play; pros received \$144.24 each.

Weather – Thursday-Friday: Humid with temperatures in the mid- to high 80s. **Saturday:** Still warm and humid. Heavy rain suspended play at 1:20 p.m. and the round was called for the day at 4:45 p.m. with 59 players on the course. **Sunday:** Cloudy and still humid with temperatures in the high 70s.

1. Don Pooley	70-67-65-70-272	\$140,000.00	Jay Haas	71-74-70-71-286	3,980.00
2. Curt Byrum	64-71-69-71-275	84,000.00	Gene Sauers	69-72-73-72-286	3,980.00
3. Denis Watson	75-66-65-70-276	40,443.34	Sam Randolph	71-71-70-74-286	3,980.00
Chip Beck	70-69-69-68-276	40,443.33	Mark McCumber	71-73-70-72-286	3,980.00
Scott Hoch	67-64-67-78-276	40,443.33	Bobby Wadkins	70-73-72-71-286	3,980.00
6. Sandy Lyle	69-70-69-69-277	26,038.34	46. Tom Kite	69-70-73-75-287	3,021.43
David Frost	68-70-70-69-277	26,038.33	David Graham	68-73-74-72-287	3,021.43
Larry Nelson	69-69-70-69-277	26,038.33	Jim Thorpe	70-68-72-77-287	3,021.43
9. John Cook	69-69-72-68-278	19,480.00	Calvin Peete	71-71-71-74-287	3,021.43
Scott Simpson	68-68-72-70-278	19,480.00	Clarence Rose	75-71-72-69-287	3,021.43
Hal Sutton	74-64-68-72-278	19,480.00	Jose Maria Olazabal	72-74-74-67-287	3,021.43
John Mahaffey	69-71-65-73-278	19,480.00	Jodie Mudd	69-74-73-71-287	3,021.42
Craig Stadler	71-67-71-69-278	19,480.00	53. Anders Forsbrand	73-72-73-70-288	2,790.00
14. Tom Watson	67-69-71-72-279	14,950.00	54. Howard Clark	72-74-73-70-289	2,710.00
Ken Green	69-74-68-68-279	14,950.00	Ronnie Black	70-76-70-73-289	2,710.00
Larry Mize	68-72-69-70-279	14,950.00	Blaine McCallister	73-69-68-79-289	2,710.00
17. D.A. Weibring	71-69-73-67-280	12,222.50	Steve Pate	74-66-70-79-289	2,710.00
Dave Rummells	70-70-69-71-280	12,222.50	Kenny Knox	68-71-75-75-289	2,710.00
Dan Pohl	71-71-68-70-280	12,222.50	Jim Simons	77-69-71-72-289	2,710.00
Dave Barr	70-70-69-71-280	12,222.50	Roger Maltbie	73-71-71-74-289	2,710.00
21. Mac O'Grady	70-70-70-71-281	9,660.00	61. Mark Calcavecchia	70-70-73-74-290	2,627.50
Tim Simpson	71-73-69-68-281	9,660.00	Bill Glasson	73-75-74-70-290	2,627.50
Joey Sindelar	66-76-70-69-281	9,660.00	63. Tom Purtzer	71-72-75-73-291	2,597.50
24. Fred Couples	71-72-75-64-282	7,793.34	J.C. Snead	72-74-74-71-291	2,597.50
Fred Wadsworth	68-68-71-75-282	7,793.33	65. Bill Kratzert	72-72-72-76-292	2,575.00
Bruce Lietzke	72-71-72-67-282	7,793.33	66. George Burns	73-72-71-77-293	2,552.50
27. Hale Irwin	74-72-69-68-283	6,700.00	Jack Nicklaus	73-73-72-75-293	2,552.50
Buddy Gardner	69-70-71-73-283	6,700.00	68. Ernie Gonzalez	75-70-72-77-294	2,530.00
Greg Norman	70-72-69-72-283	6,700.00	69. Larry Rinker	75-71-74-75-295	2,505.00
30. Keith Clearwater	72-72-72-68-284	5,769.00	Rodger Davis	72-74-76-73-295	2,505.00
Donnie Hammond	73-72-67-72-284	5,769.00	Bob Murphy	74-72-73-76-295	2,505.00
Payne Stewart	74-69-70-71-284	5,769.00	72. Pat McGowan	71-72-76-77-296	2,500.00
Willie Wood	73-67-69-75-284	5,769.00	Dan Forsman	69-71-74-82-296	2,500.00
Mark Hayes	69-75-69-71-284	5,769.00	74. Lenny Clements	70-76-73-78-297	2,500.00
35. Lanny Wadkins	70-70-69-76-285	4,863.75	Ossie Moore	72-73-76-76-297	2,500.00
Johnny Miller	73-70-71-71-285	4,863.75	76. Hubert Green	69-73-77-80-299	2,500.00
Ben Crenshaw	71-73-70-71-285	4,863.75	77. Tom Byrum	74-72-76-78-300	2,500.00
Curtis Strange	70-69-72-74-285	4,863.75			
39. Wayne Levi	72-73-72-69-286	3,980.00			
Ian Woosnam	71-69-73-73-286	3,980.00			

Did Not Qualify

Fulton Allem 75-72, Mike Hulbert 79-68, Mike Reid 70-77, Tony Sills 75-72, Scott Verplank 73-74, Bill Rogers 74-73, Rocco Mediate 74-73, Andy North 75-73, Mark Wiebe 74-74, Fuzzy Zoeller 75-73, Peter Jacobsen 74-75, Bob Tway 73-76, Mark O'Meara 78-72, Jim Hallet 76-74, Kenny Perry 75-75, Ray Floyd 76-74, Ed Fiori 73-77, Gordon Brand 74-76, Steve Elkington 79-72, Danny Edwards 77-74, Aki Ohmachi 75-77, Corey Pavin 79-73, Jeff Sluman 76-76, Dan Halldorson 77-75, Howard Twitty 75-77, Brad Fabel 76-77, Mike Sullivan 80-73, Rick Fehr 79-75, Mats Lanner 78-80, Phil Blackmar 82-77.

1986 Memorial Tournament



Round 1

Dan Halldorson had the lowest first-round score in a Memorial, a 7-under-par 65, and tied the 18-hole record with nine birdies to set the tone for what would be a record scoring assault on a soft course uncomplicated by wind.

Eighteen players shot in the 60s and 37 broke par, the most for any round in a Memorial.

"The course was more on the tender side," said Mac O'Grady (68). "You could caress the course more. It was delicate. It was like a little game of darts or pin the tail on the donkey."

Jack Nicklaus (66), coming off his historic Masters win six weeks earlier, was among three golfers tied for second. Nicklaus had six birdies and an eagle.

Ironically, Halldorson won a PGA Tour event in Mississippi the same day Nicklaus made his back-nine charge to his sixth green jacket.

"It was sort of quiet at first. I think everyone was a little cold," Nicklaus said. "Once I started making birdies, they got excited. I'm sure they felt a little bit of what happened in Augusta."

Round 2

Nicklaus (70) made a 15-foot downhill putt at No. 18 to gain a share of the lead at 8-under 136 with Halldorson (71), Don Pooley (67) and Doug Tewell (70).

"It was one of those putts where you almost have to know the course to see the break," Nicklaus said. "There is more break than you can see."

Nicklaus hit only 12 greens in regulation and hit more 3-woods than drivers off the tee.

"I felt I played a little scratchy," he said. "When I left the practice tee last night, I thought I was swinging well after I made some changes. When I got to the practice tee this morning, I couldn't find the fella who was out there last night. I hit a lot more bad shots than I care to hit."

Though the course was drier and the greens faster than in the first round, a record 24 players shot in the 60s, 45 broke par, and the cut at 2-over 146 was three strokes less than the previous low.

Round 3

Hal Sutton eagled No. 15 with a 25-foot putt, birdied 16 and 17, and shot 66 to take a three-shot lead over

Halldorson (70), Pooley (70) and Tewell (70). Nicklaus (72) was at 208.

"I played well all the way around the course today," Sutton said. "I felt like it was fixin' to happen at any minute. I hit so many good putts in the middle of the round that wouldn't go in the hole. Finally at 15, 16, 17, I made three in a row. It was one of those kind of feelings that you build up to. I kept thinking it would happen and it did."

Sutton finished a record 13-under 203 for 54 holes on a day that the field averaged 71.494 strokes, a record for any round in a Memorial. Six other golfers also finished better than the the previous three-round record of 208 set by David Graham in 1983 and matched by Lanny Wadkins in 1985.

Round 4

Six consecutive birdies by Nicklaus to start the back nine evoked memories of his Masters charge, but they did not unnerve Sutton (68), who never allowed Nicklaus or anyone else to get within three strokes of him on the back nine.

"I was familiar with those roars," Sutton said. "Jack and I went head-to-head in the PGA in '83 (won by Sutton). I let those roars get to me then."

"I'd made up my mind that Jack would get hot sometime during the round. I was going to try to answer whatever he dished out. He dished out a lot, and fortunately, I was able to answer him."

Sutton, 28, became the first in Memorial history to break 70 in each of the four rounds, and his 17-under 271 total smashed the previous 72-hole Tournament scoring record by nine shots. He won by four strokes over Pooley (69).

"I figured if I was going to win, I had to be aggressive today, had to have birdies. Fortunately, I got them," said Sutton, who birdied the first hole and maintained at least a two-stroke lead the entire round.

Nicklaus (69) closed with three straight bogeys after his early run up the board and tied for fifth at 277.

"It looked for a while that I might do something again," he said. But when he hit a poor chip and bogeyed No. 16, "it just took the wind out of me."

For the week, the field averaged a record 72.045 strokes per round. Thirteen golfers bettered the previous 72-hole record of 280 by Graham in 1980 and Nicklaus in 1984.

Stats Leaders

Driving distance: Dan Pohl (287.5)

Fairways hit: Calvin Peete (56/56)

Greens in regulation: Hal Sutton (61/72)

Sand saves: Jay Haas, Scott Hoch, Mark McCumber, Scott Simpson (6/7)

Putts per round: Chip Beck, Greg Norman, Scott Simpson (26.5)

1986 Memorial Tournament

Dates: May 22-25

Purse: \$577,730

Par: 36-36—72

Yardage: 7,106

Leaders

First round – Dan Halldorson 65; Jack Nicklaus, Peter Jacobsen, Doug Tewell 66; Lanny Wadkins, Pat McGowan 67.

Second round – Halldorson, Nicklaus, Tewell, Don Pooley 136; Jacobsen, Chip Beck, Lennie Clements, Larry Mize, Hal Sutton, Tom Purtzer 137.

Third round – Sutton 203; Tewell, Halldorson, Pooley 206; Jay Haas, Chip Beck, Clarence Rose 207.

Cut – 78 players from a starting field of 102 at 2-over-par 146 or better.

Pro-Am – \$7,500. **Individual:** Hale Irwin 67 (\$750). **Team:** Payne Stewart, Mac O'Grady, Mike Smith, Ray Floyd 55 (\$581.25 each).

Weather – Thursday: Overcast with temperatures in the 50s. **Friday:** Mostly cloudy with temperatures climbing to the mid-60s.

Saturday: Clearing with temperatures warming to the mid-70s. **Sunday:** Overcast with temperatures in the low 70s.

1. Hal Sutton	68-69-66-68-271	\$100,000.00	39. Curtis Strange	76-69-70-71-286	2,668.00
2. Don Pooley	69-67-70-69-275	60,000.00	Jim Simons	71-72-74-69-286	2,668.00
3. Johnny Miller	70-69-69-68-276	32,225.00	D.A. Weibring	72-71-75-68-286	2,668.00
Mark O'Meara	68-75-67-66-276	32,225.00	Mike Sullivan	71-75-69-71-286	2,668.00
5. Jack Nicklaus	66-70-72-69-277	21,110.00	Mac O'Grady	68-77-70-71-286	2,668.00
John Mahaffey	68-71-69-69-277	21,110.00	Mark Lye	75-70-72-70-287	2,220.00
7. Scott Simpson	70-72-68-68-278	17,313.34	Hale Irwin	75-69-72-71-287	2,220.00
Payne Stewart	72-69-69-68-278	17,313.33	George Burns	69-72-72-74-287	2,220.00
Chip Beck	71-66-70-71-278	17,313.33	47. Tony Sills	73-73-69-73-288	1,858.00
10. Craig Stadler	72-69-71-67-279	13,335.00	Bill Glasson	71-72-70-75-288	1,858.00
Tom Purtzer	68-69-73-69-279	13,335.00	Pat McGowan	67-71-75-75-288	1,858.00
Doug Tewell	66-70-70-73-279	13,335.00	Tim Simpson	74-71-71-72-288	1,858.00
Greg Norman	73-67-71-68-279	13,335.00	Larry Rinker	74-69-71-74-288	1,858.00
14. Ray Floyd	70-74-68-68-280	10,940.00	52. Dave Barr	70-73-77-69-289	1,686.00
15. Bruce Lietzke	69-72-70-70-281	10,110.00	Jim Thorpe	73-69-76-71-289	1,686.00
Mark McCumber	73-73-69-66-281	10,110.00	Bobby Wadkins	76-70-70-73-289	1,686.00
17. Phil Blackmar	69-74-68-71-282	7,908.34	Paul Azinger	72-69-73-75-289	1,686.00
Jay Haas	70-69-68-75-282	7,908.34	Mike Reid	73-72-70-74-289	1,686.00
Joey Sindelar	71-68-72-71-282	7,908.33	57. Chris Perry	72-72-66-80-290	1,625.00
Lennie Clements	69-68-72-73-282	7,908.33	Jack Renner	72-69-74-75-290	1,625.00
Andy Bean	72-66-71-73-282	7,908.33	Calvin Peete	72-72-70-76-290	1,625.00
Peter Jacobsen	66-71-72-73-282	7,908.33	Denis Watson	76-69-72-73-290	1,625.00
23. Fuzzy Zoeller	71-72-69-71-283	5,723.34	61. Bill Rogers	71-72-75-73-291	1,585.00
Dan Pohl	72-71-71-69-283	5,723.33	Tom Byrum	72-74-71-74-291	1,585.00
Lanny Wadkins	67-78-71-67-283	5,723.33	Mike Hulbert	73-68-76-74-291	1,585.00
26. Mark Wiebe	75-71-69-69-284	4,666.67	Roger Maltbie	71-75-75-70-291	1,585.00
Larry Mize	69-68-73-74-284	4,666.67	65. Masahiro Kuramoto	74-70-74-74-292	1,550.00
Scott Hoch	71-72-70-71-284	4,666.66	Hubert Green	72-71-74-75-292	1,550.00
29. Davis Love III	72-73-67-73-285	3,628.00	67. David Graham	73-73-75-72-293	1,512.00
Kenny Knox	72-69-73-71-285	3,628.00	Bob Lohr	72-71-76-74-293	1,512.00
Gil Morgan	70-74-70-71-285	3,628.00	Brett Upper	72-74-74-73-293	1,512.00
Bob Murphy	72-73-71-69-285	3,628.00	Dan Forsman	73-72-74-74-293	1,512.00
Clarence Rose	69-73-65-78-285	3,628.00	Peter Senior	72-73-73-75-293	1,512.00
Andy North	72-70-70-73-285	3,628.00	72. Ken Green	74-71-75-75-295	1,500.00
Jim Colbert	75-68-72-70-285	3,628.00	Barry Jaeckel	73-69-76-77-295	1,500.00
Bob Tway	70-73-72-70-285	3,628.00	Tom Sieckmann	70-76-70-79-295	1,500.00
Dan Halldorson	65-71-70-79-285	3,628.00	Willie Wood	75-71-72-77-295	1,500.00
Danny Edwards	74-71-68-72-285	3,628.00	76. Lou Graham	70-75-81-74-300	1,500.00

Did Not Qualify

Fulton Allem 74-73, John Cook 74-73, Keith Fergus 74-73, Ed Fiori 72-75, Larry Nelson 71-76, Ron Streck 72-75, Ronnie Black 77-71, David Frost 72-76, David Edwards 73-76, Mark Hayes 77-73, Dick Mast 80-70, Ossie Moore 78-72, Tom Kite 75-76, Woody Blackburn 76-76, Fred Couples 75-77, Buddy Gardner 79-75, Lon Hinkle 78-76, Mike Smith 72-82, Roberto De Vincenzo 77-78, Bob Eastwood 80-75, Tom Weiskopf 80-78, Steve Pate 81-78, Bill Kratzert 84-80, Nick Price 76-WD, Jodie Mudd 72-73-WD, Gary Koch 73-73-80-WD.

1985 Memorial Tournament



Round 1

Jim Simons and Lon Hinkle each missed six greens on a windy day, but Simons holed out from off the green three times, Hinkle saved par on his last three holes, and they shared the lead at 5-under-par 67.

Simons, who had eight pars, one eagle, six birdies and three bogeys, chipped in from 50 feet at No. 2, from 35 feet out of a bunker at No. 4 and from 45 feet at No. 15.

"How often do you hole out three times in a round? 'Maybe once every three or four years. I feel very fortunate,'" said Simons, the 1978 Memorial winner.

"I felt like a yo-yo out there, although the card might not indicate it. There's a lot of fear when you know you're not playing well, even if you're leading the Tournament."

Hinkle, in the Tournament on a sponsor's exemption by the Captains Club, had only one bogey, at No. 1, but he avoided several more coming home. He missed the green at No. 16 and chipped within 6 inches for par, chipped within 6 inches again at 17 for par and came out of a bunker at 18 to within 1 foot for another par.

"You really have to scramble when the wind blows here," he said.

Round 2

Hale Irwin shot a second bogey-free 68 to set a Memorial record and take a four-stroke lead at 8-under 136.

Irwin, the 1983 Memorial winner, saved par four times in 13 holes before making his move with birdies on three of his last five holes.

"It wasn't the spectacular shot-making that you might expect when you play another bogey-free round. If you're bogey-free, why aren't you 12 under par, say?" Irwin said. "I simply managed my misses."

"I just don't feel that Muirfield Village demands that you hit at the hole. It suggests, instead, that you play toward the fat part of the green, or away from the problem areas. I have avoided most of those areas as best I can. But I can't say I've avoided them entirely."

Round 3

Lanny Wadkins (67) made putts of 25 feet for eagle on No. 15, 30 feet for par on 16 and 25 feet for birdie on 18 to take a one-stroke lead over Irwin (73).

Wadkins' 8-under 208 total tied the Memorial's 54-hole scoring record by David Graham in 1983.

"When things start going in for me, they start going in in bunches," Wadkins said. "Seems they went in all at once for me on the back nine."

"The pins were very demanding. Some were in awfully tough places toward the front of the greens. With the greens getting firm in the sun and wind here, it's hard to get the ball near the hole."

Irwin, sniffing and sneezing because of a cottonwood allergy, had his record streak of consecutive bogey-free holes end at 43 when he bogeyed No. 8. He also bogeyed No. 15, where Wadkins' eagle resulted in a three-stroke swing that tied the two for the lead.

"You just can't go around here forever without making a bogey," Irwin said.

"I'm going to a doctor for something tonight. I just hope the shot he gives me doesn't have an adverse affect on me tomorrow."

Round 4

Battling wind and slick greens, Wadkins bogeyed six of his first 12 holes to help Irwin build a four-stroke lead that he nursed to the finish for his second Memorial title in three years.

Irwin got his cottonwood allergy under control thanks to two injections he received after the third round and before the fourth. He shot 72 and finished 7-under 281, one stroke better than Wadkins (74), for his first PGA Tour win in 16 months.

The four-shot gap between them was halved when Wadkins birdied and Irwin bogeyed No. 16. Irwin bogeyed again at No. 18, but he escaped further damage when Wadkins could not convert a 25-foot birdie chance to force a playoff.

"When I had the four-shot lead, I felt that if I could just manage to hang on, which I barely did, I could win," said Irwin, 39. "With a cushion like I had, sometimes you just can't get to the clubhouse fast enough."

"It wasn't too pretty or too effective on the last few holes, but it worked."

Irwin's score for 72 holes was the same as it was in his 1983 victory, but he said he played better then. This time, "I think I managed what I had better, keeping out of trouble areas," he said. "I don't think I played up to my capabilities, but I took what I had and played within my limitations."

Stats Leaders

Driving distance: Mac O'Grady (283.1)

Fairways hit: Bob Murphy, Mike Reid (53/56)

Greens in regulation: Hale Irwin (53/72)

Sand saves: Andy North (11/12)

Putts per round: Jim Simons (26.5)

1985 Memorial Tournament

Dates: May 23-26

Purse: \$579,230

Par: 36-36—72

Yardage: 7,106

Leaders

First round – Lon Hinkle, Jim Simons 67; Hale Irwin, Dave Barr 68; Lanny Wadkins, Scott Hoch, Tim Simpson 69.

Second round – Irwin 136; Barr, Nick Price, Bill Kratzert 140; Wadkins, Payne Stewart 141.

Third round – Wadkins 208; Irwin 209; Kratzert 211; Hinkle, Bill Rogers 213.

Cut – 72 players from a starting field of 99 at 6-over-par 150 or better.

Pro-Am – \$12,500. **Individual:** Mark O'Meara, Jim Thorpe 67 (\$1,125). **Team:** Mike Reid 55 (\$1,250).


Weather – Pleasant every day with high temperatures in the 70s. Wind gusts Sunday afternoon as high as 29 mph.

1. Hale Irwin	68-68-73-72-281	\$100,000.00	38. Mike Reid	77-71-71-76-295	2,890.00
2. Lanny Wadkins	69-72-67-74-282	60,000.00	Andy Bean	74-74-74-73-295	2,890.00
3. Bill Kratzert	69-71-71-73-284	37,780.00	Jim Nelford	74-74-76-71-295	2,890.00
4. George Burns	72-74-71-69-286	22,963.34	41. Denis Watson	76-74-71-75-296	2,500.00
Corey Pavin	72-74-70-70-286	22,963.33	Calvin Peete	74-74-69-79-296	2,500.00
Keith Fergus	73-72-69-72-286	22,963.33	Morris Hataalsky	74-76-70-76-296	2,500.00
7. Bill Rogers	73-70-70-74-287	18,610.00	Mark Lye	72-72-78-74-296	2,500.00
8. Jack Renner	76-73-70-69-288	16,665.00	45. Craig Stadler	76-72-72-77-297	2,014.00
Gil Morgan	70-72-75-71-288	16,665.00	John Cook	77-71-76-73-297	2,014.00
10. Mark O'Meara	70-74-70-75-289	12,856.00	Fred Couples	71-78-73-75-297	2,014.00
Doug Tewell	71-71-74-73-289	12,856.00	Tim Norris	73-74-75-75-297	2,014.00
Paul Azinger	74-74-74-67-289	12,856.00	Johnny Miller	76-74-73-74-297	2,014.00
Lon Hinkle	67-75-71-76-289	12,856.00	50. Joey Sindelar	74-72-77-75-298	1,741.50
Roger Maltbie	72-70-72-75-289	12,856.00	Nick Faldo	74-75-77-72-298	1,741.50
15. Scott Hoch	69-73-72-76-290	9,833.34	Dan Forsman	71-77-75-75-298	1,741.50
Jim Simons	67-77-71-75-290	9,833.33	Buddy Gardner	75-74-70-79-298	1,741.50
Bob Murphy	70-72-76-72-290	9,833.33	54. Tommy Nakajima	74-74 73-78-299	1,637.75
18. D.A.Weibring	72-74-73-72-291	7,390.00	Ronnie Black	74-70-74-81-299	1,637.75
Payne Stewart	71-70-75-75-291	7,390.00	Russ Cochran	72-75-75-77-299	1,637.75
Willie Wood	73-70-73-75-291	7,390.00	David Graham	73-70-76-80-299	1,637.75
Andy North	72-72-72-75-291	7,390.00	Jack Nicklaus	71-76-74-78-299	1,637.75
Ray Floyd	72-74-71-74-291	7,390.00	Bob Lohr	71-74-77-77-299	1,637.75
Hubert Green	72-74-69-76-291	7,390.00	Mark McCumber	74-75-75-75-299	1,637.75
24. Hal Sutton	72-75-70-75-292	4,784.72	Mac O'Grady	77-73-71-78-299	1,637.75
Peter Jacobsen	74-70-73-75-292	4,784.72	62. Phil Blackmar	72-76-75-77-300	1,590.00
Pat McGowan	76-71-69-76-292	4,784.72	63. Larry Rinker	73-76-76-76-301	1,580.00
Brett Upper	73-73-72-74-292	4,784.71	64. Mike Bright	77-73-74 78-302	1,550.00
Dan Pohl	73-73-70-76-292	4,784.71	Lou Graham	72-75-75-80-302	1,550.00
Jim Colbert	73-75-70-74-292	4,784.71	Jay Haas	73-75-75-79-302	1,550.00
John Mahaffey	73-77-69-73-292	4,784.71	Gary Hallberg	71-76-74-81-302	1,550.00
31. Curtis Strange	74-72-74-73-293	3,833.34	Loren Roberts	73-71-80-79-303	1,515.00
Tom Purtzer	76-71-72-74-293	3,833.33	Larry Nelson	76-74-70-83-303	1,515.00
Dan Halldorson	74-69-73-77-293	3,833.33	70. Ian Baker-Finch	76-74-79-75-304	1,500.00
34. Tim Simpson	69-73-73-79-294	3,320.00	71. Mark McNulty	74-73-77-84-308	1,500.00
Nick Price	73-67-76-78-294	3,320.00	72. A-Randy Sonnier	71-74-83-83-311	--
Tom Watson	75-72-76-71-294	3,320.00			
Dave Barr	68-72-74-80-294	3,320.00			

Did Not Qualify

Rex Caldwell 75-76, Ben Crenshaw 73-78, Bob Eastwood 73-78, Bruce Lietzke 72-79, Greg Norman 75-76, Chris Perry 73-78, Bobby Wadkins 78-73, David Edwards 73-79, Bill Glasson 76-76, Gary Koch 79-73, Mark Pfeil 77-75, Ron Streck 78-74, Fuzzy Zoeller 78-74, George Archer 74-79, Ed Fiori 79-74, Don Pooley 78-75, Mike Sullivan 80-73, Jim Thorpe 75-78, Woody Blackburn 81-73, David Frost 75-79, Mark Hayes 76-78, Brad Faxon 81-74, Larry Mize 79-76, Mike Smith 75-80, Chip Beck 80-76, Mike Donald 77-82, Mike Nicolette 79-80.

1984 Memorial Tournament



Round 1

Payne Stewart set a front-nine record with a 6-under-par 30 and finished at 5-under 67 to tie Gil Morgan and Bob Murphy for the lead.

Stewart birdied five holes in a row starting at No. 4, and four of the putts were 12 feet or longer.

"I felt like every putt I got over, I would make," he said.

The co-leaders were among 12 players who broke 70, a record for the Memorial's first round.

"A lot of what went on out there today had to do with the course being soft and there being no wind," Morgan said. "Believe me, no one is going to shoot 20 under par and win this thing. I figure it will be about 10 or 12 under."

Round 2

Masters champion Ben Crenshaw (70) solved winds gusting to 30 mph by doing his best work close to the ground. He one-putted 12 holes, had only 22 putts in all and chipped in from 60 feet for birdie on No. 13, and his 6-under 138 total left him one stroke ahead of Memorial host Jack Nicklaus (70).

Crenshaw, regarded as one of the game's best putters, followed his chip-in at the 13th with a 15-foot putt for birdie at 14 and a 10-foot putt for his third consecutive birdie at 15. He saved par on each of his last three holes with putts from inside 8 feet.

Only nine players were able to break par in the wind, which blew the field's scoring average to 75.233, the highest for a round in three years. Nine players shot 80 or more.

Nicklaus cost himself a share of the lead with a three-putt bogey at No. 18 but said "it was as good a round of golf at managing my game as I have had in a long time."

Round 3

Chip Beck, who had not won nor previously held a 54-hole lead in six years on the PGA Tour, saved par from bunkers on the last two holes and shot 68 to take a one-stroke lead at 7-under 209.

One of his partners for the final round? Nicklaus (71) at 210.

Beck, a runner-up twice in 1983, was asked if he could beat Nicklaus on the course Nicklaus designed and won the second Memorial in 1977.

"You're asking me that?" he said with a nervous laugh. "I'm in such awe of the man . . ."

But, he added, "To be perfectly honest, you have to believe you can win a tournament. I've been growing to that point. You have to believe you can win."

Nicklaus overcame three bogeys in a four-hole stretch to give himself a chance to tie for the lead but missed a 12-foot birdie putt on No. 18.

Crenshaw, the second-round leader, was 7 under par and leading at the turn before a triple bogey at No. 10 sent him reeling. He bogeyed five holes after that and shot 79.

Round 4/Playoff

While Beck (74) bogeyed his first hole and faded from there, Andy Bean – playing in the same threesome with Beck and Nicklaus – birdied seven of his first 11 holes and, after starting three shots behind Nicklaus, caught him for a share of the lead at No. 16.

Nicklaus' drive at No. 17 went out of bounds to the right and landed on the deck of a home. He took a one-stroke penalty, returned to the tee and, after reaching the green with his fourth shot, made a curling, 25-foot putt for bogey. Bean parred to take a one-stroke lead.

After missing the fairway again at No. 18, Nicklaus needed two shots to reach the green, but he saved his par with a 5-foot putt. Bean had a 4-foot par putt to win but missed it left.

"I misread it," he said. "I thought it would be left-center, but it stayed on the left edge."

Deadlocked at 8-under 280, Bean (67) and Nicklaus (70) headed to sudden death at No. 15. After splitting birdies there and pars at 16, they were on the verge of doing the same at 17 after Nicklaus missed a 6-foot birdie putt to win. But Bean missed another short one for par, from 3 feet, and Nicklaus became the Memorial's first two-time winner.

"It was the same putt I had on 18," Bean said. "I thought they were going straight and they didn't, so I'm a loser."

Nicklaus, 44, ended a two-year victory drought, a period during which he admitted he had thought of retiring.

"If I had a brain in my head, I'd say, right now, 'OK, folks, it's been fun playing for you over the years, but that's it. I'm through. Goodbye.'"

"That's what I'd say if I was smart. But I'm not that smart. I happen to think I'll win some more majors. And that's why I'll keep on playing."

Stats Leaders

Driving distance: Tom Watson (263.4)

Fairways hit: Tim Norris, Jack Renner (54/56)

Greens in regulation: Jack Nicklaus (58/72)

Sand saves: Tom Purtzer (8/9)

Putts per round: Buddy Gardner (27)

1984 Memorial Tournament

Dates: May 24-27

Purse: \$565,500

Par: 36-36—72

Yardage: 7,116

Leaders

First round – Gil Morgan, Bob Murphy, Payne Stewart 67; Ben Crenshaw, Bruce Lietzke, Larry Nelson 68.

Second round – Crenshaw 138; Jack Nicklaus 139; Murphy, Gil Morgan, Gary Koch 140.

Third round – Chip Beck 209; Nicklaus 210; Koch, Andy Bean 213; Stewart, Morgan 214.

Cut – 72 players from a starting field of 103 at 7-over-par 151 or better.

Pro-Am – \$7,500. **Individual:** Vance Heafner 66 (\$750). **Team:** Chip Beck, Ed Fiori, Tom Kite, Mark Lye 57 (\$581.25 each).

Weather – Mostly sunny every day. Winds 15-20 mph per hour gusting to 30 mph on Friday afternoon.

1. Jack Nicklaus	69-70-71-70-280	\$90,000.00	36. Seve Ballesteros	72-71-81-70-294	2,753.43
(won playoff with par on third extra hole)			Dave Barr	74-76-70-74-294	2,753.43
2. Andy Bean	71-75-67-67-280	54,000.00	Keith Fergus	71-74-76-73-294	2,753.43
3. Roger Maltbie	70-73-73-67-283	26,000.00	Johnny Miller	73-73-75-73-294	2,753.43
Payne Stewart	67-75-72-69-283	26,000.00	Jay Haas	72-78-73-71-294	2,753.43
Chip Beck	69-72-68-74-283	26,000.00	Gary Hallberg	76-74-70-74-294	2,753.43
6. Hal Sutton	71-73-73-68-285	17,375.00	Ray Floyd	72-75-70-77-294	2,753.42
Gil Morgan	67-73-74-71-285	17,375.00	43. Don Pooley	69-77-74-75-295	2,250.00
8. Larry Nelson	68-73-75-70-286	15,000.00	John Cook	73-72-75-75-295	2,250.00
Larry Mize	72-73-71-70-286	15,000.00	Tom Kite	73-77-73-72-295	2,250.00
10. Mark McCumber	73-75-75-64-287	12,500.00	46. Lanny Wadkins	72-76-74-74-296	1,886.00
Bob Murphy	67-73-76-71-287	12,500.00	Tim Norris	71-79-74-72-296	1,886.00
Gary Koch	69-71-73-74-287	12,500.00	Ben Crenshaw	68-70-79-79-296	1,886.00
13. Mike Sullivan	72-71-72-73-288	10,000.00	Scott Hoch	74-75-76-71-296	1,886.00
George Archer	74-72-73-69-288	10,000.00	Jim Nelford	72-78-75-71-296	1,886.00
Peter Jacobsen	70-72-73-73-288	10,000.00	51. Curtis Strange	72-72-81-72-297	1,684.00
16. Craig Stadler	69-77-71-72-289	7,750.00	Bob Shearer	74-72-77-74-297	1,684.00
Doug Tewell	72-72-72-73-289	7,750.00	Ed Fiori	75-69-79-74-297	1,684.00
Jim Thorpe	70-73-75-71-289	7,750.00	Corey Pavin	72-72-75-78-297	1,684.00
Jack Renner	74-68-75-72-289	7,750.00	Donnie Hammond	71-78-74-74-297	1,684.00
Tom Watson	72-72-71-74-289	7,750.00	56. Greg Norman	72-77-76-73-298	1,625.00
Buddy Gardner	74-74-73-68-289	7,750.00	Ronnie Black	74-77-72-75-298	1,625.00
22. Willie Wood	72-75-73-70-290	5,140.67	Hale Irwin	74-76-74-74-298	1,625.00
Mike Nicolette	69-75-76-70-290	5,140.67	Gary Player	75-75-73-75-298	1,625.00
George Burns	73-74-71-72-290	5,140.67	60. D.A. Weibring	75-75-71-78-299	1,590.00
Bruce Lietzke	68-75-77-70-290	5,140.67	Andy North	71-78-78-72-299	1,590.00
Dan Pohl	73-70-76-71-290	5,140.66	Gavin Levenson	76-73-77-73-299	1,590.00
Tom Purtzer	71-77-73-69-290	5,140.66	63. Hubert Green	72-74-75-79-300	1,565.00
28. Wayne Levi	73-74-71-73-291	4,200.00	Mark Hayes	76-74-74-76-300	1,565.00
29. Mike Reid	72-72-74-74-292	3,900.00	65. Pat Lindsey	75-76-72-78-301	1,540.00
Peter Oosterhuis	71-72-72-77-292	3,900.00	Bob Eastwood	71-76-75-79-301	1,540.00
Barry Jaeckel	71-72-73-76-292	3,900.00	J.C. Snead	76-75-74-76-301	1,540.00
32. Mark Pfeil	76-71-74-72-293	3,394.00	68. Bobby Wadkins	77-74-75-76-302	1,515.00
Mark Lye	72-72-73-76-293	3,394.00	Lou Graham	71-78-76-77-302	1,515.00
David Graham	71-76-72-74-293	3,394.00	70. Ed Snead	74-74-75-80-303	1,500.00
Masahiro Kuramoto	73-76-72-72-293	3,394.00	71. A-Jim Holtgrieve	77-74-84-78-313	--

Did Not Qualify

Brad Bryant 77-75, Bobby Clampett 74-78, Peter Fowler 73-79, Phil Hancock 77-75, Mark O'Meara 77-75, Tim Simpson 74-78, Leonard Thompson 72-80, Lee Trevino 74-78, Frank Conner 74-79, Lee Elder 78-75, John Fought 76-77, Bob Gilder 74-79, Vance Heafner 75-78, Nick Price 75-78, Bill Rogers 76-77, Scott Simpson 79-74, David Edwards 74-80, Brad Faxon 78-76, Morris Hatafsky 76-78, Lon Hinkle 79-75, John Mahaffey 71-83, Arnold Palmer 75-79, Larry Rinker 74-80, Ron Streck 75-79, Ken Brown 78-77, Fred Couples 75-80, John Jacobs 75-80, Joey Sindelar 75-80, Dave Stockton 81-75, John Adams 77-81, A-Nathanial Crosby 83-80, Fuzzy Zoeller 71-79-WD.

1983 Memorial Tournament



Round 1

Ben Crenshaw and Lanny Wadkins shared the lead at 5-under-par 67, their best scores ever on a course that just the year before had extracted scores north of 80 from each in the final round.

"Seems like I made a couple of big numbers real quick, a double or triple bogey on one of the first few holes. It got completely out of hand," Wadkins recalled of his 83, which came after he began the final round only four strokes off the lead.

Crenshaw shot 81 that day.

"There are only a few places you can take liberties with this course," Crenshaw said. "Other times, you're just looking to find the green surface . . . (and) be content with par."

It was the first test for Muirfield Village's new greens, resurfaced after the 1982 Memorial to replace the previous set that had become diseased.

Round 2

Andy Bean, who had six birdies in a first-round 69, birdied seven of his first 11 holes and shot 67 for an 8-under 136 that left him two strokes ahead of Crenshaw (71).

Bean used a new driver that helped him hit the ball straighter and a new putter given him by his caddie that had a shaft 2 1/2 inches shorter than his previous one.

"The first putt I hit with it, it felt solid. I threw the other one down," Bean said.

"For a while, I stood pretty upright putting, but since I broke my hand (in 1981), I haven't been able to get comfortable.

"Everything just seems better now. I'm not a wristy putter; I'm an arms-and-shoulders putter. This is the first time I've been comfortable in a long time."

Without the breeze that was a factor in the first round, 30 golfers broke par in the second, the third-most for a round in Memorial history.

Round 3

Despite dealing with what he said was "pink eye," 1980 Memorial winner David Graham birdied four of his last six holes on his front nine, shot 69 for 8-under 208 and took a two-stroke lead over Bean (74) and Scott Hoch (70).

Bean was 10 under par and had a two-stroke lead after nine holes but played his last nine 4 over par. He bogeyed Nos. 10 and 11 and finished with a double bogey at No. 18, where he had to try to escape a fairway bunker while standing in the fairway, his feet above the ball.

"I was trying to hit it smooth and make good contact with the ball and I hit it right on the toe," Bean said.

The ball flared right and into the gallery. From there, Bean pitched 50 feet past the pin and three-putted, missing a 5-footer for bogey.

"The putts I made yesterday and the day before, today they just didn't go in," Bean said.

Round 4

Hale Irwin became the first player to break par in all four rounds of the Memorial and won by one stroke over Graham and Crenshaw with a 69 for a 7-under 281 total.

Irwin, 37, began the round four strokes off the lead but gained a share of it after 14 holes and a nearly two-hour rain delay. He lost the lead with bogey at No. 15 but regained it by chipping in from 25 feet for birdie at 16, then posted his 72-hole score while the other contenders came down the stretch.

Graham (74), bidding to become the Memorial's first two-time winner, gave up the lead when his tee shot at No. 16 flew the green. His wedge from the rough landed in a bunker between him and the green, and his sand shot stopped 18 feet past the pin. He two-putted from there for double bogey.

"I played (16) three times in practice rounds with the wind behind me, twice with a 5-iron, once with a 6-iron," Graham said, "and for some reason, I got up there today and pulled out a 4-iron and hit the ball 15 yards too far."

Crenshaw (71) missed the green at 17 and bogeyed, and both he and Graham missed long birdie putts at 18 that would have forced a playoff with Irwin. Each finished at 282.

"I think it would have been naive to think that Graham would have double-bogeyed and Crenshaw bogeyed to allow the events that happened to happen," Irwin said. "The thing I started thinking was playoff."

He said he had wanted to win the Memorial since being impaled by Roger Maltbie's "stake shot" in their playoff in the first Memorial in 1976.

"You never wish a guy to make double bogey," Irwin said, "but that was very nice of David to do that."

Tom Weiskopf set Memorial records in the final round with nine birdies and a score of 65.

Stats Leaders

Driving distance: Tom Purtzer (274.1)

Fairways hit: Calvin Peete (54/56)

Greens in regulation: Calvin Peete (54/72)

Sand saves: Tom Kite (11/11), Masahiro Kuramoto (5/5)

Putts per round: Tim Norris, Payne Stewart (27.5)

1983 Memorial Tournament

Dates: May 26-29

Purse: \$450,000

Par: 36-36—72

Yardage: 7,116

Leaders

First round – Ben Crenshaw, Lanny Wadkins 67; Andy Bean, Jim Nelford, Gary Koch 69.

Second round – Bean 136; Crenshaw 138; Wadkins, David Graham, Peter Jacobsen 139.

Third round – Graham 208; Bean, Scott Hoch 210; Crenshaw, Jacobsen 211.

Cut – 70 players from a starting field of 98 at 6-over-par 150 or better.

Pro-Am – \$7,500. **Individual:** Keith Fergus 65 (\$750). **Team:** Andy Bean 52 (\$750).

Weather – Thursday: Mostly cloudy with temperatures in the mid-50s. **Friday:** Clear with temperatures reaching the low 60s.

Saturday: Temperatures in the mid-50s with a few light showers. **Sunday:** Overcast with temperatures in the mid-60s. Thunderstorms suspended play from 9:30-11:10 a.m. (1 hour, 40 minutes) and from 2:47-4:45 p.m. (1:58).

1. Hale Irwin	71-71-70-69-281	\$72,000.00	37. Denis Watson	79-68-71-74-292	2,370.00
2. Ben Crenshaw	67-71-73-71-282	35,200.00	Keith Fergus	76-69-70-77-292	2,370.00
David Graham	72-67-69-74-282	35,200.00	Dan Halldorson	72-72-76-72-292	2,370.00
4. Jim Thorpe	74-69-70-70-283	19,200.00	Masahiro Kuramoto	74-71-69-78-292	2,370.00
5. Andy Bean	69-67-74-74-284	15,200.00	41. Steve Melnyk	71-72-72-78-293	2,108.34
Scott Hoch	72-68-70-74-284	15,200.00	Ron Streck	73-76-72-72-293	2,108.34
7. Calvin Peete	72-71-69-73-285	12,900.00	Andy North	75-74-71-73-293	2,108.33
Jay Haas	72-68-73-72-285	12,900.00	Bobby Clampett	71-73-74-75-293	2,108.33
9. Lanny Wadkins	67-72-75-72-286	10,000.00	Johnny Miller	71-73-76-73-293	2,108.33
Jim Nelford	69-72-73-72-286	10,000.00	Gary Koch	69-79-74-71-293	2,108.33
Jack Renner	73-68-71-74-286	10,000.00	47. Mike Donald	71-69-77-77-294	1,940.00
Bill Rogers	74-71-69-72-286	10,000.00	Mark Hayes	73-74-75-72-294	1,940.00
Bob Murphy	78-71-69-68-286	10,000.00	Nick Price	75-72-74-73-294	1,940.00
14. Hal Sutton	72-73-71-71-287	7,200.00	50. Dan Pohl	75-75-74-71-295	1,880.00
Payne Stewart	70-74-71-72-287	7,200.00	Vance Heafner	70-79-74-72-295	1,880.00
Frank Conner	73-69-73-72-287	7,200.00	52. Lee Trevino	75-73-75-73-296	1,800.00
17. Tom Weiskopf	70-79-74-65-288	5,060.00	Scott Simpson	71-77-73-75-296	1,800.00
Mike Sullivan	72-72-72-72-288	5,060.00	J.C. Sneed	73-76-73-74-296	1,800.00
Fuzzy Zoeller	72-73-70-73-288	5,060.00	David Edwards	76-71-76-73-296	1,800.00
Tom Watson	73-67-72-76-288	5,060.00	Ed Fiori	74-75-73-74-296	1,800.00
Curtis Strange	75-69-69-75-288	5,060.00	Roger Maltbie	74-74-74-74-296	1,800.00
Bobby Wadkins	76-73-70-71-288	5,060.00	58. John Cook	77-72-76-72-297	1,706.50
Gary Hallberg	70-71-77-70-288	5,060.00	Donnie Hammond	74-73-68-82-297	1,706.50
Peter Jacobsen	70-69-72-77-288	5,060.00	Gil Morgan	72-75-75-75-297	1,706.50
25. Doug Tewell	76-71-70-72-289	3,540.00	Mark Lye	77-72-76-72-297	1,706.50
John Fought	70-72-70-77-289	3,540.00	62. George Archer	71-76-74-77-298	1,675.00
Mike Nicolette	72-75-69-73-289	3,540.00	Tom Purtzer	75-71-77-75-298	1,675.00
28. Don Pooley	75-72-72-71-290	2,992.00	Hubert Green	79-71-75-74-299	1,660.00
Rex Caldwell	72-76-70-72-290	2,992.00	65. Chip Beck	71-76-73-80-300	1,640.00
Ray Floyd	72-69-76-73-290	2,992.00	Al Geiberger	76-74-72-78-300	1,640.00
Tim Norris	74-69-70-77-290	2,992.00	Bob Gilder	77-72-79-72-300	1,640.00
Tom Kite	74-71-72-73-290	2,992.00	68. Brad Bryant	77-72-77-75-301	1,620.00
33. Tommy Nakajima	74-71-70-76-291	2,610.00	69. Dave Stockton	72-76-76-79-303	1,605.00
Lon Hinkle	76-71-75-69-291	2,610.00	Gary Player	75-75-76-77-303	1,605.00
Jack Nicklaus	76-72-70-73-291	2,610.00			
Barry Jaeckel	74-72-71-74-291	2,610.00			

Did Not Qualify

Bob Eastwood 75-76, Min-Nan Hsieh 80-71, Tom Jenkins 75-76, Mark McCumber 77-74, Larry Nelson 74-77, Jim Simons 75-76, Ed Sneed 75-76, Lou Graham 75-77, John Mahaffey 77-75, Larry Mize 77-75, Akira Yabe 77-75, Fred Couples 78-75, Ken Green 77-76, Mike Holland 79-74, Mike McCullough 75-78, Liang-Huan Lu 70-84, Chien Soon Lu 77-77, Arnold Palmer 73-81, George Burns 75-80, Tommy Valentine 78-77, Tze-Chung Chen 80-76, Craig Stadler 77-79, Leonard Thompson 81-75, Howard Twitty 75-81, Bruce Devlin 74-83, Morris Hatafsky 84-74, Mike Reid 83-77, Bill Britton 77-84.

1982 Memorial Tournament



Round 1

Roger Maltbie, who won the first Memorial in 1976 and had been winless since, emerged from a two-hour afternoon rain delay to birdie three and save par on two of his last six holes. It helped him to a 4-under-par 68 and one-stroke lead over four others that included defending champion Keith Fergus.

Maltbie's run included a 30-foot pitch-in for birdie from the hillside above the bunkers left of the 14th green. The ball hit the pin and fell in the cup.

Round 2

Maltbie had three birdies and an eagle in a span of eight holes, tied the 18-hole scoring record (66) on a soft course and built a record six-stroke lead at 10-under 134.

The 66 tied the record by Miller Barber in the second round of the 1980 Memorial. Maltbie's 134 total was three strokes lower than the previous 36-hole record by Jim Simons in 1978.

Maltbie one-putted six holes from Nos. 7 through 15 – three to save par, two for birdies and one for an eagle at 15 after he stopped his 3-wood second shot 4 feet from the pin.

He said the par-saves at Nos. 8 and 9 were "the keys to the round. Had I made bogey there, I would have felt it slipping away from me."

Instead, he said, "The swing started to feel very good, the rhythm and balance. There are times out there when you hit it, you know it's going to go straight and it's going to go the right distance. You know you've got it."

"It was my day. It was my day for the putts to go in, it was my day for a good score."

Round 3

Saturday wasn't Maltbie's day. His rhythm thrown off by three rain delays that totaled nearly 4 hours, he had bogeys at Nos. 5 and 9, a double bogey at 11, and soared to a 75 that dropped him to a tie for the lead with Gil Morgan (67) at 7-under 209.

"Obviously, it was a trying day," Maltbie said.

"Warming up three times to play one round of golf spanning 8 1/2 hours is not easy."

Morgan, who trailed Maltbie by eight strokes after two rounds, gained a share of the lead when he holed his 4-iron approach to No. 18 for eagle.

"I had 167 (yards) to the hole, uphill and into the wind," Morgan said. "I hit it right on line. My first thought was it might be a fraction long. It landed about 6 inches from the hole. I saw it disappear, but I couldn't tell where."

The gallery let him know.

Ray Floyd (67) began the third round nine shots behind and finished one behind the co-leaders at 210.

"This is a golf course where you can make up space quickly and lose it quickly," Morgan said.

A record 36 players broke par, and the field averaged below par (71.861) for the first time in a Memorial round.

Round 4

Maltbie, Morgan and Floyd dueled for the lead with several others early during a windy final round in which the greens sizzled and no one broke 70 for the second year in a row.

Morgan had a one-stroke lead over Maltbie and Floyd after 11 holes but erased it with a bogey at No. 12. Floyd took the lead by making a 20-foot birdie putt at 13. Maltbie fell two shots behind with a bogey at 14. Morgan and Maltbie birdied 15 to reach 6 and 5 under, respectively, but Floyd matched them to go to 7 under.

After Morgan bogeyed 16 and Floyd saved par from the sand to go two strokes ahead, he said he started smelling victory, which he closed out with pars on the final two holes.

"When you get it down to the strokes you're leading by matching the number of holes left, you kind of feel you can handle it," he said.

Floyd (71) finished 7-under 281, two strokes better than Morgan (74), Maltbie (74), Peter Jacobsen (72) and Wayne Levi (70).

Floyd, 39, had skipped the Memorial in 1981, he said, because he hadn't scored well on the course. In 14 previous rounds, he had broken par only three times.

"Ray told me a year ago, 'Jack, I have a hard time figuring out your golf course,'" Tournament host Jack Nicklaus said.

One year later, that demon was exorcised.

"It was a very unsettling thing for me to feel that I have a game that is compatible for hard golf courses and be frustrated and upset that I couldn't play (better) here," Floyd said. "So I gave it a little extra effort."

Stats Leaders

Driving distance: Dan Pohl (273.8)

Fairways hit: Bill Rogers (52/56)

Greens in regulation: Calvin Peete (57/72)

Sand saves: Dan Halldorson (6/7)

Putts per round: Tom Purtzer (27)

1982 Memorial Tournament

Dates: May 27-30

Purse: \$380,445

Par: 36-36—72

Yardage: 7,116

Leaders

First round – Roger Maltbie 68; Keith Fergus, Frank Conner, Bruce Fleisher, Steve Melnyk 69.

Second round – Maltbie 134; Hale Irwin, Scott Simpson, Peter Oosterhuis, Hal Sutton 140.

Third round – Maltbie, Gil Morgan 209; Ray Floyd 210; Irwin, Simpson, Bob Gilder, Peter Jacobsen, Tom Purtzer 211.

Cut – 74 players from a starting field of 105 at 5-over-par 149 or better.

Pro-Am – \$7,500. **Individual:** George Archer 65 (\$750). **Team:** Archer, Tom Purtzer, Jack Nicklaus 55 (\$625 each).


Weather – Thursday: Rain suspended play from 3-5:02 p.m. (2 hours, 2 minutes). **Friday:** Mostly cloudy. **Saturday:** Rain suspended play three times for a total of 3 hours, 58 minutes. **Sunday:** Rain early, then mostly cloudy.

1.	Ray Floyd	74-69-67-71-281	\$63,000.00	40.	D.A. Wiebring	76-72-73-70-291	2,000.00
2.	Wayne Levi	74-70-69-70-283	23,100.00		Mark McNulty	73-74-73-71-291	2,000.00
	Peter Jacobsen	74-69-68-72-283	23,100.00		Frank Conner	69-72-72-78-291	2,000.00
	Gil Morgan	72-70-67-74-283	23,100.00		Danny Edwards	71-73-73-74-291	2,000.00
	Roger Maltbie	68-66-75-74-283	23,100.00		J.C. Snead	76-69-71-75-291	2,000.00
6.	Bruce Lietzke	73-70-71-70-284	12,161.50		Steve Melnyk	69-74-71-77-291	2,000.00
	Dan Pohl	70-72-70-72-284	12,161.50	46.	Bob Eastwood	71-72-74-75-292	1,850.00
8.	Jay Haas	70-72-70-73-285	10,150.00		Skeeter Heath	73-76-71-72-292	1,850.00
	Scott Simpson	71-69-71-74-285	10,150.00		John Cook	70-72-76-74-292	1,850.00
	Tom Purtzer	74-69-68-74-285	10,150.00		John Schroeder	76-69-73-74-292	1,850.00
11.	Jack Nicklaus	74-68-72-72-286	7,420.00	50.	Mike Reid	72-74-74-73-293	1,760.00
	Fred Couples	71-71-73-71-286	7,420.00		Bobby Wadkins	76-73-70-74-293	1,760.00
	Howard Twitty	73-70-70-73-286	7,420.00		Seve Ballesteros	72-73-73-75-293	1,760.00
	Bobby Clampett	74-68-70-74-286	7,420.00		Mark Hayes	71-78-70-74-293	1,760.00
	Hale Irwin	70-70-71-75-286	7,420.00		Greg Powers	70-74-71-78-293	1,760.00
16.	Hal Sutton	71-69-75-72-287	5,075.00	55.	Leonard Thompson	74-72-73-75-294	1,680.00
	Don Pooley	73-68-73-73-287	5,075.00		Vance Heafner	75-71-69-79-294	1,680.00
	Tom Watson	74-73-70-70-287	5,075.00		Mark Lye	75-72-76-71-294	1,680.00
	Fuzzy Zoeller	76-72-66-73-287	5,075.00	58.	George Burns	74-70-76-75-295	1,611.50
	Peter Oosterhuis	71-69-72-75-287	5,075.00		Yutaka Hagawa	74-74-72-75-295	1,611.50
	Bob Gilder	72-70-69-76-287	5,075.00		Bill Rogers	72-73-73-77-295	1,611.50
22.	Mike Sullivan	71-72-73-72-288	3,404.00		Arnold Palmer	72-72-73-78-295	1,612.50
	Tom Jenkins	71-73-71-73-288	3,404.00	62.	Bob Murphy	73-76-74-73-296	1,565.00
	Mike Holland	75-71-68-74-288	3,404.00		Joe Inman	77-72-71-76-296	1,565.00
	Johnny Miller	70-72-71-75-288	3,404.00		Craig Stadler	74-73-73-76-296	1,565.00
	Calvin Peete	72-72-69-75-288	3,404.00		Lanny Wadkins	72-72-69-83-296	1,565.00
27.	Lou Graham	70-74-73-72-289	2,641.86	66.	Ben Crenshaw	76-73-67-81-297	1,540.00
	Keith Fergus	69-76-72-72-289	2,641.86	67.	Payne Stewart	71-75-80-72-298	1,525.00
	Andy Bean	75-68-73-73-289	2,641.86		Bill Kratzert	73-72-74-79-298	1,525.00
	Tom Kite	70-75-70-74-289	2,641.86	69.	A-Jay Sigel	75-74-78-72-299	--
	Gary Player	75-72-68-74-289	2,641.86		Al Geiberger	78-71-77-73-299	1,510.00
	Bruce Fleisher	69-73-70-77-289	2,641.85	71.	Jack Renner	74-74-77-75-300	1,500.00
	Lon Hinkle	72-72-68-77-289	2,641.85	72.	A-Jim Holtgrieve	75-72-76-78-301	--
34.	Ed Sneed	74-72-72-72-290	2,275.00		Chip Beck	77-72-75-77-301	1,500.00
	George Archer	78-68-71-73-290	2,275.00	74.	Ron Streck	73-76-82-78-309	1,500.00
	Jim Colbert	71-71-73-75-290	2,275.00				
	Jerry Pate	74-73 68-75-290	2,275.00				
	Dan Halldorson	74-75-68-73-290	2,275.00				
	Scott Hoch	73-68-73-76-290	2,275.00				

Did Not Qualify

Tommy Aaron 77-74, Lennie Clements 74-77, David Edwards 74-77, Ed Fiori 75-76, David Graham 77-74, Morris Hatalsky 73-78, Mark O'Meara 77-74, Jim Simons 76-75, Tim Simpson 78-73, Lee Trevino 78-73, John Mahaffey 78-74, Jodie Mudd 73-79, Curtis Strange 79-73, Woody Blackburn 75-78, Gibby Gilbert 79-74, Jeff Mitchell 79-74, Dave Stockton 76-77, Andy North 79-75, Masa-hiro Kuramoto 76-79, Bob Shearer 78-79, Sam Snead 81-77, Brad Bryant 85-74, Tommy Valentine 78-81, Dave Barr 81-79, Jim Booros 82-78, Rex Caldwell 76-84, Barry Jaeckel 79-DQ, Tom Weiskopf 80-WD, Denis Watson DQ, Jim Dent WD, Larry Nelson WD.

1981 Memorial Tournament



Round 1

Mark Hayes used pinpoint accuracy with his irons to birdie six holes, shoot 5-under-par 67 and take a one-stroke lead over Bobby Clampett, Tom Purtzer, Lanny Wadkins and D.A. Weibring.

Four of Hayes' approach shots on the holes he birdied stopped within 7 feet of the pin, one as close as 3 inches.

"I've been fighting with my putting," said Hayes, who had not made a cut on the PGA Tour since losing a two-stroke lead on the 72nd hole and then a playoff at Greensboro in April. "I've changed a couple of things in my setup and grip, trying to strengthen my grip. I've felt comfortable for a couple of weeks now, but the ball hasn't been coming off (the clubface) like I want it, especially (with) my irons. But I'm hitting my irons very well this week."

The consensus among the contenders after the first round was that the greens, baked by sunny and dry weather, were the fastest in the Memorial's six-year history.

"And they slope so severely," Wadkins said, "that if they get much harder – and they will if it stays clear and dry – it's going to be difficult to get our approach shots close to the hole."

Round 2

Keith Fergus (68) birdied three of his last four holes, twice from 6 inches, and finished at 5-under 139 for a one-stroke lead over Wadkins (72) and Dan Halldorson (70).

The greens wreaked havoc with many other than Fergus, who posted his score early and then watched as the back nine took its toll on many of those around him on the leader board.

Hayes (75) was 7 under through seven holes but bogeyed six of his last 11. Wadkins was 7 under through 11 and bogeyed three of his last seven. Ben Crenshaw (69) had a Tournament record-tying eight birdies to reach 4 under par before he bogeyed his last three holes.

"It's so easy to get in serious trouble," said Fergus, who early in his round followed birdies at Nos. 6 and 7 with a double bogey at 8. "You can't afford to give away shots here like I did at 8. It's too tough to get birdies."

Round 3

Craig Stadler (71) was 8 under par and had a three-stroke lead through 13 holes, but double bogeys on Nos. 14 and 15 dropped him into a tie for the lead with Tom Kite (69) and George Archer (69) at 4-under 212.

Stadler's approach to the narrow 14th green bounced off a grassy bank and into the stream right of the putting surface. He two-putted after his chip made it only to the fringe of the green.

"Fourteen didn't bother me. I hit a bad shot and got what I deserved," he said. "I wasn't thinking about it."

Regardless, he hooked his drive at 15 into the woods, and his second shot caught part of a tree and ricocheted into the creek for another penalty. After reaching the green in five, his 40-foot putt for bogey stopped short of the cup.

"Your basic disaster," Stadler said. "I hit three bad shots and it cost me five shots."

Archer had the lead alone until he bunkered his approach shot to No. 18 and bogeyed.

Round 4

Fergus parred the last six holes on ultra-slick greens to eke out a one-stroke win over Jack Renner, who had at least a share of the lead twice on the back nine but lost it with bogeys each time.

Fergus shot 71 for 4-under 284. Renner also shot 71 on a windy day when no one broke 70 for the first time in the Memorial.

Kite (76) was only one stroke off the lead before dropping three shots on the last two holes and tying for seventh at 288.

"When I went out today, I noticed the wind had started blowing, so I knew the scores weren't going to be very low," Fergus said. "I played like I did the first three rounds – tried to drive the ball good, in the fairway, and two-putt for par, and if I got a chance for birdie, go for it."

Fergus, 27, had little trouble until his drive at No. 18 lodged inches from the back lip of a fairway bunker. Despite having to take a stance outside the bunker, he was able to cleanly play a 6-iron 155 yards to the green and two-putted from 30 feet for par, making a 2-footer for the win. Renner missed a 35-footer for birdie.

It was the first victory for Fergus in 4 ½ years on the PGA Tour.

"I've been waiting for it for a long time. I didn't want to goof it up. I didn't want to miss it," he said of his clinching putt.

"I've always wondered how it felt. I've been working hard and putting in a lot of long hours and a lot of time, and I often wondered if it all was worth it. Believe me, it's worth it."

Stats Leaders

Driving distance: Fuzzy Zoeller (280.6)

Fairways hit: John Mahaffey, Mike Reid (51/56)

Greens in regulation: Keith Fergus (51/72)

Sand saves: Tommy Aaron (7/8)

Putts per round: Ed Fiori (27)

1981 Memorial Tournament

Dates: May 21-24

Purse: \$380,445

Par: 36-36—72

Yardage: 7,116

Leaders

First round – Mark Hayes 67; Bobby Clampett, Tom Purtzer, Lanny Wadkins, D.A. Weibring 68.

Second round – Keith Fergus 139; Wadkins, Dan Halldorson 140; Craig Stadler 141; Hayes, Tom Purtzer 142.

Third round – George Archer, Tom Kite, Craig Stadler 212; Tom Watson, Ben Crenshaw, Fergus, Weibring 213.

Cut – 76 players from a starting field of 91 at 8-over-par 152 or better.

Pro-Am – \$7,500. **Individual:** Fuzzy Zoeller 69 (\$750). **Team:** Jeff Mitchell 58 (\$750).

Weather – Mostly sunny and pleasant every day.

1.	Keith Fergus	71-68-74-71-284	\$63,000.00	41.	Mark Lye	75-74-76-72-297	2,020.00
2.	Jack Renner	75-70-69-71-285	37,800.00		Mike Reid	73-73-75-76-297	2,020.00
3.	Tom Watson	72-72-69-74-287	16,800.00		John Fought	78-72-71-76-297	2,020.00
	Tom Purtzer	68-74-72-73-287	16,800.00		David Edwards	70-73-75-79-297	2,020.00
	George Archer	74-69-69-75-287	16,800.00		Ed Sneed	72-72-74-79-297	2,020.00
	Craig Stadler	70-71-71-75-287	16,800.00	46.	Andy North	72-77-78-71-298	1,830.00
7.	Fuzzy Zoeller	73-72-72-71-288	10,185.00		Lon Hinkle	72-79-74-73-298	1,830.00
	Mark Hayes	67-75-74-72-288	10,185.00		Hale Irwin	76-74-74-74-298	1,830.00
	Lanny Wadkins	68-72-75-73-288	10,185.00		Jay Haas	75-74-74-75-298	1,830.00
	Dan Halldorson	70-70-74-74-288	10,185.00		Jim Simons	71-75-76-76-298	1,830.00
	Tom Kite	71-72-69-76-288	10,185.00		Ed Fiori	76-70-73-79-298	1,830.00
12.	Jack Nicklaus	72-71-74-72-289	7,700.00		Larry Nelson	71-75-73-79-298	1,830.00
	John Mahaffey	72-73-71-73-289	7,700.00		George Burns	73-73-73-79-298	1,830.00
14.	Tom Weiskopf	71-73-71-75-290	6,475.00	54.	John Cook	75-76-72-76-299	1,710.00
	Bob Murphy	74-69-71-76-290	6,475.00		Gil Morgan	72-72-78-77-299	1,710.00
16.	Jerry Pate	72-71-72-76-291	5,775.00		Scott Hoch	71-80-71-77-299	1,710.00
	Danny Edwards	72-74-69-76-291	5,775.00		J.C. Snead	73-74-73-79-299	1,710.00
18.	Isao Aoki	75-72-75-70-292	4,410.00	58.	Tom Jenkins	73-72-78-77-300	1,650.00
	Bill Rogers	73-70-73-76-292	4,410.00		Barry Jaeckel	75-75-74-76-300	1,650.00
	Scott Simpson	71-74-72-75-292	4,410.00	60.	Jack Newton	73-74-77-77-301	1,610.00
	John Schroeder	73-76-67-76-292	4,410.00		Bobby Clampett	68-79-71-83-301	1,610.00
	Ben Crenshaw	74-69-70-79-292	4,410.00	62.	Mark O'Meara	74-78-74-76-302	1,580.00
	D.A. Weibring	68-75-70-79-292	4,410.00		Tommy Aaron	75-76-75-76-302	1,580.00
24.	Don Pooley	72-75-74-72-293	3,090.00		Lee Elder	74-72-77-79-302	1,580.00
	Roger Maltbie	72-74-75-72-293	3,090.00	65.	Victor Regalado	78-69-75-81-303	1,560.00
	Bruce Lietzke	74-75-71-73-293	3,090.00	66.	Terry Diehl	74-77-78-76-305	1,545.00
	Mike Sullivan	71-73-70-79-293	3,090.00		Hubert Green	76-75-76-78-305	1,545.00
28.	Vance Heafner	71-74-78-71-294	2,661.50		A-Jay Sigel	76-76-75-78-305	--
	Jim Colbert	77-75-70-72-294	2,661.50		A-Bob Tway	76-73-74-82-305	--
	Dan Pohl	80-72-69-73-294	2,661.50	70.	Rex Caldwell	73-77-77-79-306	1,525.00
	Lou Graham	72-75-73-74-294	2,661.50		Ron Streck	80-71-74-81-306	1,525.00
32.	Mike Donald	76-75-73-71-295	2,450.00	72.	Liang-Huan Lu	76-76-78-77-307	1,510.00
	Jerry McGee	76-68-78-73-295	2,450.00	73.	Brad Bryant	71-78-82-77-308	1,500.00
	Bruce Fleisher	73-73-74-75-295	2,450.00		Leonard Thompson	78-73-81-76-308	1,500.00
35.	A-Jim Holtgrieve	71-75-78-72-296	--		Gary Hallberg	74-72-74-88-308	1,500.00
	Peter Jacobsen	78-70-75-73-296	2,250.00	76.	Wayne Levi	80-71-72-86-309	1,500.00
	Alan Tapie	73-73-76-74-296	2,250.00				
	Bruce Douglass	76-72-72-76-296	2,250.00				
	Jeff Mitchell	71-76-71-78-296	2,250.00				
	Bruce Devlin	75-74-69-78-296	2,250.00				

Did Not Qualify

Bob Gilder 75-78, Gene Littler 77-76, Buddy Allin 73-81, Phil Hancock 80-74, Brian Jones 79-75, Gary Player 79-75, Barney Thompson 73-81, Hal Sutton 78-77, Bobby Wadkins 82-73, David Graham 81-75, Howard Twitty 76-81, Mike Gove 80-78, John Traub 81-77, Miller Barber 78-81, Bill Kratzert 80-WD.

1980 Memorial Tournament



Round 1

Bruce Lietzke, coming off a wire-to-wire win at Colonial, and Bobby Walzel matched the Memorial 18-hole scoring record with 5-under-par 67s to share the lead.

A record-tying 27 golfers broke par and the field averaged a record 73.21 strokes on a hot and windless day.

Lietzke recovered from a double bogey and bogey on Nos. 4 and 5 to play his last 13 holes 7 under, including an eagle at 15.

"I felt very good this morning," he said, "and I'm sure that momentum coming in from the Colonial – having the guys pat you on the back and tell you what a good tournament it was – helped relax me quite a bit.

"Under other circumstances, being 2 over after five holes, I might have shot a 72 or 73, maybe a 74 or even higher. But because I was pretty well relaxed, I didn't put any pressure on myself, made a couple birdies and came back in the hunt."

Round 2

Miller Barber, the 1979 runner-up, had a Memorial record eight birdies and lowered the 18-hole scoring record to 66 to gain a share of the lead at 6-under 138 with Ed Fiori (68), Peter Jacobsen (69) and Don Pooley (69).

Before meeting with reporters after his round, Barber was unaware he'd broken the scoring record.

"I did?" he said. "Good for me. Hooray for me. Let's have another drink."

A light rain eased scoring conditions further and led to another record assault on the course; 31 players broke par and the field averaged 72.977 strokes, bettering the previous records set only the day before.

Round 3

Bob Gilder passed 18 players with a 67 and, at 7-under 209, took a one-stroke lead over Barber (72), Pooley (72), David Graham (70) and Tom Watson (69).

After bogeying his first hole, Gilder birdied five of the last eight on the front nine and eagled No. 15 to pass Barber, who had four bogeys in his last seven holes.

"I think I got a little tired (mentally) today," Barber said. "I haven't been in this position in so doggone

long. . . . I wouldn't say I can't handle it. Maybe I just got trying a little too hard there the last two or three holes."

Gilder said he hit the ball as well as he had all year.

"I've been streaky. I haven't been able to concentrate and I've missed a lot of cuts," he said. "I feel that on this course, I concentrate longer. . . . You don't have any easy shots here. I concentrate better on harder courses."

Twenty players finished the round within five shots of the lead as the field lowered the record for average score (72.558) for the third consecutive day.

Round 4

Two days past his 34th birthday, for which Memorial officials had presented him a cake, Graham supplied the icing. He holed a slow-rolling, 30-foot downhill putt for birdie at No. 18 and won by one stroke over Watson, the defending champion, after Watson missed a 25-footer for birdie on almost the same line as Graham's.

"I was about 15 to 20 degrees off his line," Watson said. "David's putt was pretty much straight. I played mine to hook a little bit right, but it didn't break as much as I had planned it and it went a foot by.

"I guess I need some glasses."

Graham (70) finished at 8-under 280, breaking by one stroke the previous Memorial record for 72 holes by Jack Nicklaus in 1977. Watson (71) was at 281.

The final round was a free-for-all in which more than a dozen golfers were within one stroke of the lead at one time or another.

While third-round leader Gilder imploded with an 82, and John Fought lost a two-stroke lead and more with a bogey at No. 13 and quadruple-bogey 8 at 14, Graham stayed in the hunt by saving par out of the sand five times in his first 14 holes.

When Graham holed a 20-foot eagle putt at No. 15, he moved within one stroke of Watson, who birdied the hole. When Watson three-putted No. 17 for bogey, they were tied.

"I made a couple of putts coming in . . . and that was the difference," Graham said. "I knew I had to putt well today if I was going to beat Watson. He played near-perfect golf, as he always does.

"He missed three makeable putts for birdie on holes (3, 7 and 9) where I had chances to make bogey and we walked off each one even after pars. I was lucky."

Stats Leaders

Driving distance: Brad Bryant (273)

Fairways hit: Bob Murphy (52/56)

Greens in regulation: David Graham, Tom Watson (55/72)

Sand saves: Tom Watson (3/3)

Putts per round: Jerry Pate (27.5)

1980 Memorial Tournament

Dates: May 22-25

Purse: \$354,485

Par: 36-36—72

Yardage: 7,116

Leaders

First round – Bruce Lietzke, Bobby Walzel 67; Ray Floyd 68.

Second round – Peter Jacobsen, Don Pooley, Miller Barber, Ed Fiori 138; Lietzke, John Fought, John Mahaffey, Hubert Green 139.

Third round – Bob Gilder 209; Barber, Pooley, David Graham, Tom Watson 210

Cut – 75 players from a starting field of 90 at 6-over-par 150 or better

Pro-Am – \$7,500. **Individual:** Victor Regalado 68 (\$750). **Team:** Lon Hinkle, Hale Irwin 55 (\$675 each)

Weather – Thursday: Pleasant. **Friday:** Mostly cloudy. **Saturday:** Showers early. Play suspended from 1:08-1:28 p.m. (20 minutes) by a threat of lightning. **Sunday:** Mostly sunny

1. David Graham	73-67-70-70-280	\$54,000.00	41. Bob Gilder	73-69-67-82-291	1,760.00
2. Tom Watson	64-67-69-71-281	32,400.00	Andy North	76-72-74-69-291	1,760.00
3. Mike Reid	69-73-70-70-282	20,400.00	A-Bobby Clampett	77-72-69-73-291	--
4. Miller Barber	72-66-72-73-283	13,200.00	Lon Hinkle	71-70-75-75-291	1,760.00
Tom Weiskopf	69-71-71-72-283	13,200.00	45. Jack Newton	75-75-73-69-292	1,720.00
6. Hale Irwin	72-71-71-70-284	10,425.00	A-Jay Sigel	76-73-72-71-292	--
Dan Halldorson	73-71-68-72-284	10,425.00	47. Bill Kratzert	78-70-73-72-293	1,680.00
8. Bob Murphy	70-71-75-69-285	7,800.00	Barry Jaeckel	72-74-74-73-293	1,680.00
Lanny Wadkins	71-72-71-71-285	7,800.00	D. A. Weibring	72-75-70-76-293	1,680.00
Jay Haas	75-68-71-71-285	7,800.00	Rex Caldwell	70-77-74-72-293	1,680.00
Scott Simpson	72-72-69-72-285	7,800.00	J. C. Snead	71-70-72-80-293	1,680.00
Ray Floyd	68-73-71-73-285	7,800.00	52. Craig Stadler	73-72-76-73-294	1,650.00
John Mahaffey	72-67-72-74-285	7,800.00	53. Morris Hatafsky	74-75-75-71-295	1,630.00
14. Victor Regalado	73-69-72-72-286	5,550.00	Dave Hill	73-76-71-75-295	1,630.00
Bill Rogers	70-70-72-74-286	5,550.00	A-Mark O'Meara	75-72-72-76-295	--
16. Ed Fiori	70-68-76-73-287	4,650.00	Joe Inman	70-72-72-81-295	1,630.00
Leonard Thompson	73-70-71-73-287	4,650.00	57. Ed Sneed	73-77-73-73-296	1,585.00
Hubert Green	71-68-74-74-287	4,650.00	Jim Colbert	79-71-72-74-296	1,585.00
Keith Fergus	72-71-70-74-287	4,650.00	Mark Hayes	72-77-72-75-296	1,585.00
20. Jerry Pate	70-71-77-70-288	3,250.00	Ron Streck	75-75-71-75-296	1,585.00
Alan Tapie	71-71-75-71-288	3,250.00	Tom Kite	76-72-72-76-296	1,585.00
Jack Nicklaus	71-73-71-73-288	3,250.00	Mark Lye	72-77-70-77-296	1,585.00
Bruce Lietzke	67-72-74-75-288	3,250.00	63. George Burns	72-77-74-74-297	1,546.50
Tom Purtzer	69-72-71-76-288	3,250.00	Gene Littler	76-68-76-77-297	1,546.50
Don Pooley	69-69-72-78-288	3,250.00	65. Mike Sullivan	73-73-78-74-298	1,536.50
26. Terry Diehl	72-75-70-72-289	2,380.00	Bob Byman	71-75-71-81-298	1,536.50
John Fought	71-68-72-78-289	2,380.00	Howard Twitty	73-75-74-77-299	1,526.50
Gil Morgan	71-72-68-78-289	2,380.00	Jerry McGee	74-72-76-77-299	1,526.50
29. Jim Nelford	72-71-69-78-290	1,964.17	69. Buddy Allin	72-75-77-76-300	1,520.00
Bruce Devlin	70-74-76-70-290	1,964.17	70. Mark McCumber	71-79-78-73-301	1,511.50
Kermit Zarley	77-69-73-71-290	1,964.17	Lee Elder	74-76-73-78-301	1,511.50
Chi Chi Rodriguez	74-72-72-72-290	1,964.17	72. Fuzzy Zoeller	74-72-80-77-303	1,501.67
Curtis Strange	73-73-71-73-290	1,964.17	Liang-Huan Lu	75-74-79-75-303	1,501.67
George Archer	73-70-72-75-290	1,964.17	Wayne Levi	74-74-77-78-303	1,501.66
Bobby Walzel	67-76-73-74-290	1,964.17	75. Bobby Wadkins	70-80-73-82-305	1,500.00
Don January	73-71-71-75-290	1,964.17			
Gary Player	71-73-71-75-290	1,964.16			
Peter Jacobsen	69-69-76-76-290	1,964.16			
Ben Crenshaw	72-72-70-76-290	1,964.16			
Brad Bryant	73-71-70-76-290	1,964.16			

Did Not Qualify

Jeff Mitchell 76-75, Jim Simons 77-74, Buddy Gardner 77-75, Lou Graham 79-73, Arnold Palmer 77-75, George Cadle 75-78, Roger Maltbie 76-77, John Schroeder 76-77, Doug Tewell 77-76, Bill Calfee 78-77; Michael Brannan 79-77, Wally Armstrong 82-75, Tommy Aaron 83-76, Rod Curl 76-83, Dan Pohl 75-88.

1979 Memorial Tournament



Round 1

Lanny Wadkins birdied four of his first seven holes, holed a bunker shot at No.17 for another birdie, and shot 3-under-par 69 for a one-stroke lead over Mike McCullough.

"I haven't been here for two years, but I've seen my brother play so well here, I knew it must be easy," Wadkins joked. Bobby Wadkins was the third-round leader in the 1977 Memorial and was tied for second after two rounds in 1978.

Lanny Wadkins said he could have scored even lower on a chilly, drizzly and windy day and on a soggy course that yielded only four scores below par, the fewest in a round in the Memorial's four years.

"I felt I putted poorly except for (three holes)," Wadkins said. "If I would have had a decent putting round, I feel I could have had a very low score. I left a lot of makeable putts (on the course). I'll have to start making those putts if I want to win the Tournament."

McCullough entered the Memorial having missed the cut in seven of 15 PGA Tour events but did not practice before teeing it up for the first round.

"I didn't expect anything from myself and it took a load off my mind," he said. "But when you don't expect something, it's easier to accept whatever happens."

Tim Simpson shot 79 but made Memorial history with the Tournament's first hole in one, using a 2-iron to ace No.4.

Round 2

A day that lives in Memorial lore saw Tom Watson make himself at home in 30-mph wind gusts that dropped the wind-chill factor to 13 degrees.

Wearing a knit cap and a sweater under his rainsuit, Watson shot 69 for a 2-under 142 and a four-stroke lead over Jack Nicklaus (73), Tom Kite (72) and Peter Jacobsen (74).

"It wasn't all that bad out there," joked Watson, a two-time British Open champion. "I practice in Kansas City in this kind of weather all winter. I think my feet are frozen, but I kept my hands in my pockets and kept 'em warm."

The north winds prompted PGA Tour officials to shorten Nos. 5, 6 and 10 a total of 97 yards, reducing the course to 7,004 yards for the round.

Watson and Terry Diehl (71) were the only golfers to break par, and the field averaged a record 78.737

strokes.. Forty-two of the 105 starters totaled 80 or more, and 1976 Memorial winner Roger Maltbie shot a 92 that included a 50 on the back nine. The cut was at 13-over-par 157.

With three birdies (at Nos.5, 8 and 18) and no bogeys, Watson said it was "one of the best (rounds) I ever played," but "definitely a struggle".

"I got out to a good start . . . and held on for dear life," he said, "You know you're going to hit some bad shots. . . . I just didn't make many mistakes. It's hard not to look at all the trouble on this golf course, and I felt I did it pretty well."

Nicklaus said he played with winter gloves (belonging to club pro Jim Gerring) for the first time he could remember and "by the time I reached 18, I had a hard time feeling the golf club." But he birdied the last two holes and "turned a decent round . . . into actually a good round."

Round 3

Watson's 72 in windy but warmer weather was good enough for him to stay at 2-under 214 and four strokes ahead. He negated a double bogey at No.8 with birdies at Nos.9 and 17, where his 4-iron approach stopped 18 inches from the pin.

"It wasn't nearly as good as yesterday's round," Watson said. "Of course, yesterday, how could you tell?"

"Long putting was my savior today. "It was exceptionally good."

Miller Barber (71) claimed second place with a four-birdie run on the back nine but squandered half of it with a double bogey at No.18 when "I tried to get cute" and shanked a 6-iron 60 yards to the right of the green.

"If I hit it perfect every time, golf wouldn't be any fun," he said.

Three birdies in his first five holes propelled Nicklaus (74) to within one shot of Watson, but he backed up after that with a double bogey at No.6 and bogeys at 10, 12 and 13.

"I turned a great start into a lousy finish," he said.

Round 4

Watson had birdies at Nos.5, 6 and 11 to build his lead to as much as six strokes and never was threatened, not even after bogeys at 12 and 15. He saved par with a 15-foot putt at No.16 and finished with a 71 for 3-under 285 and a three-stroke win.

Watson, 29, was the only player to finish below par for 72 holes.

"I didn't feel real solid out there," he said, "but I had enough good swings to get a few birdies early."

Barber (70) was second at 288 on a day in which play didn't get under way until 12:54 p.m. because of morning rain.

It was the fourth win of the year for Watson, the leading money-winner on the PGA Tour.

"He's playing so much better than anyone in the game right now," Nicklaus said. "He was head and shoulders above the field this week."

1979 Memorial Tournament

Dates: May 24-27

Purse: \$329,885

Par: 36-36—72

Yardage: 7,101

Leaders

First Round – Lanny Wadkins 69; Mike McCullough 70; Ed Sneed, Mac McLendon 71.

Second round – Tom Watson 142; Jack Nicklaus, Tom Kite, Peter Jacobsen 146; Miller Barber 147.

Third round – Watson 214; Barber 218; Kite, Nicklaus, Lon Hinkle 220.

Cut – 75 players from a starting field of 105 at 13-over-par 157 or better.

Pro-Am – \$7,500. **Individual:** Craig Stadler 64 (\$750). **Team:** Craig Stadler 54 (\$750).

Weather – Thursday: Cool with early showers and winds 12-24 mph. **Friday:** Rain most of the day. Winds 16-23 mph gusting to 38 mph and creating a wind-chill factor of 13 degrees. **Saturday:** Mostly cloudy, still windy but warmer. **Sunday:** Rain delayed the start of the round until 12:54 p.m. and the field played off Nos. 1 and 10 tees. Mostly cloudy in the afternoon and not as windy.

1. Tom Watson	73-69-72-71-285	\$54,000.00	39. Victor Regalado	75-79-73-75-302	1,390.00
2. Miller Barber	74-73-71-70-288	32,400.00	Orville Moody	75-79-76-72-302	1,390.00
3. Bob Gilder	74-80-68-69-291	20,400.00	Art Wall	74-81-73-74-302	1,390.00
4. Lanny Wadkins	69-79-73-71-292	13,200.00	42. Gibby Gilbert	82-75-74-72-303	1,270.00
Tom Kite	74-72-74-72-292	13,200.00	Gil Morgan	80-76-75-72-303	1,270.00
6. Ed Sneed	71-78-75-69-293	10,800.00	Gary Koch	78-74-78-73-303	1,270.00
7. Howard Twitty	75-76-74-69-294	9,350.00	Arnold Palmer	75-81-74-73-303	1,270.00
Jim Colbert	73-78-73-70-294	9,350.00	Wayne Levi	72-84-73-74-303	1,270.00
Bill Rogers	77-75-71-71-294	9,350.00	47. Phil Hancock	78-79-75-72-304	1,151.43
10. George Burns	76-78-73-68-295	7,800.00	Graham Marsh	75-78-80-71-304	1,151.43
Jay Haas	73-78-73-71-295	7,800.00	Dave Hill	75-76-74-79-304	1,151.43
12. Fuzzy Zoeller	79-74-71-72-296	6,075.00	Ray Floyd	75-80-78-71-304	1,151.43
Hubert Green	75-77-72-72-296	6,075.00	Larry Nelson	77-79-74-74-304	1,151.43
Hale Irwin	73-80-76-67-296	6,075.00	Bob Zender	76-79-74-75-304	1,151.43
Bruce Lietzke	75-74-72-75-296	6,075.00	John Schroeder	74-81-74-75-304	1,151.42
16. Terry Diehl	79-71-74-73-297	4,350.00	54. Bob Murphy	76-77-74-78-305	1,080.00
Alan Tapie	75-76-73-73-297	4,350.00	Lou Graham	79-76-78-72-305	1,080.00
Tom Weiskopf	76-73-74-74-297	4,350.00	Buddy Gardner	76-81-74-74-305	1,080.00
Barry Jaeckel	76-77-76-68-297	4,350.00	Jerry McGee	77-78-76-74-305	1,080.00
Lon Hinkle	75-73-72-77-297	4,350.00	Curtis Strange	73-81-76-75-305	1,080.00
Lee Elder	75-76-77-69-297	4,350.00	Don January	73-81-75-76-305	1,080.00
22. John Mahaffey	78-78-72-70-298	2,880.00	Morris Hatafsky	76-74-77-77-305	1,080.00
Jim Nelford	73-78-75-72-298	2,880.00	61. Rik Massengale	76-75-76-79-306	1,045.00
J.C. Sneed	76-73-77-72-298	2,880.00	62. Fred Marti	77-80-77-73-307	1,036.50
Bobby Walzel	73-78-75-72-298	2,880.00	Rex Caldwell	77-80-77-76-307	1,036.50
Leonard Thompson	78-75-72-73-298	2,880.00	64. Mac McLendon	71-81-81-75-308	1,025.00
27. Craig Stadler	76-80-67-76-299	2,220.00	Frank Conner	76-79-76-77-308	1,025.00
Wally Armstrong	76-75-71-77-299	2,220.00	Jerry Heard	78-77-75-78-308	1,025.00
Jack Nicklaus	73-73-74-79-299	2,220.00	67. Andy North	79-76-76-78-309	1,015.00
30. Chi Chi Rodriguez	75-81-71-73-300	1,821.50	68. Mike Hill	75-80-80-75-310	1,005.00
David Graham	76-76-76-75-300	1,821.50	Tom Purtzer	75-82-78-75-310	1,005.00
Keith Fergus	76-79-71-74-300	1,821.50	Lindy Miller	75-78-79-78-310	1,005.00
Bob Mann	76-76-78-70-300	1,821.50	71. Pat McGowan	79-77-78-77-311	1,000.00
Peter Oosterhuis	73-76-74-77-300	1,821.50	72. Mike Morley	78-79-80-75-312	1,000.00
Mike McCullough	70-82-76-72-300	1,821.50	Joe Inman	75-81-78-78-312	1,000.00
36. Don Bies	72-76-76-77-301	1,490.67	74. Bill Kratzert	81-76-81-81-319	1,000.00
Peter Jacobsen	72-74-78-77-301	1,490.67			
Ron Streck	74-78-77-72-301	1,490.66			

Did Not Qualify

Andy Bean 76-82, Bob Byman 81-77, Billy Casper 82-76, Ben Crenshaw 76-82, Artie McNickle 76-82, Jerry Pate 73-85, Calvin Peete 79-79, Don Pooley 74-84, Yoshitaka Yamamoto 82-76, Mark Hayes 76-83, Jim Simons 80-79, Mike Sullivan 74-85, Michael Brannan 77-83, Charles Coody 77-83, Dave Eichelberger 77-83, John Fought 80-80, Steve Melnyk 80-80, Tim Simpson 79-82, D.A. Weibring 79-82, Kermit Zarley 80-81, Jack Newton 77-85, , Bobby Wadkins 77-85, Mike Reid 79-85, Marty Fleckman 82-83, Roger Maltbie 73-92, Tommy Aaron 84-82, Rod Funseth 81-86, Mark McCumber 84-83, Jim Thorpe 82-DQ, Bob Shearer 86-WD; Lee Trevino 74-81-WD.

1978 Memorial Tournament



Round 1

Abundant rainfall the previous week, and a downpour that canceled the Pro-Am on Tuesday, resulted in the PGA Tour invoking the lift, clean and place rule. Though Jack Nicklaus objected, he took advantage.

Nicklaus, the defending champion in the event he founded and on the course he designed, and longtime rival Gary Player shot 5-under-par 67 to share a one-stroke lead and tie the Tournament record – but “with asterisks,” Nicklaus noted. Lift, clean and place “was the right decision,” he said, “but it certainly was not golf.”

Twenty-seven players broke par and the field averaged fewer than 74 strokes for a round for the first time.

“I can’t say much other than I played very, very well,” Nicklaus said after his best score in three Memorials. “Today was probably the best driving round I’ve ever had. I never missed the center of the fairway, and that’s unusual for me. I can’t understand why I drove it so well.”

He missed only two greens in regulation and did not have a bogey, and four of the five birdie putts he made were 10 feet or less.

Player had one bogey, after he missed the green at No.16.

Round 2

With the course still spongy, golfers played the ball “up” again, and Jim Simons staked himself to a two-stroke lead with a 69 for 7-under 137.

After giving back two shots with bogeys at Nos.16 and 17, Simons capped his day by making a 40-foot birdie putt at 18.

“I was a little upset with myself near the end of the round,” he said. “I haven’t played that well the last couple of months, and I guess I was a little too keyed up the last few holes. I really feel good I birdied 18. You always feel a little better coming off with a birdie.”

Player (72) started with a share of the lead and still had it until he three-putted No.18 for a double bogey.

Nicklaus (76) gave up ground quickly with a 41 on the front nine. He said he “was as bad today as I was good yesterday.”

Simons created some controversy when, after hitting first in his group, he walked outside the ropes and to

his next shot while his partners were preparing to hit. He said it was his way of avoiding fines for slow play that the PGA Tour had begun levying on players.

“It’s probably not the best etiquette,” said Simons, one of the Tour’s slowest players, “but I get a head start on my next shot. Then I can go through my routine of testing the wind and so forth.”

Round 3

Playing the ball “down” for the first time and battling gusting winds, Simons saved par five times, shot 73 for 6-under 210 and retained the lead by one stroke over Bill Kratzert (69) when Simons made an 8-foot putt to birdie No. 18 for the second day in a row.

He said his biggest worry in the final round would be controlling his emotions in a grouping that included Nicklaus (71-214), the defending champion and fan favorite.

“The only thing I’m really concerned about is driving the ball,” Simons said. “When I get excited and pumped up, I go a little fast and tend to hook it.

“I’m going to be in control of myself, hang in there and keep playing. That’s what I did today. I hit some bad shots and just kept on playing.”

Kratzert, after a birdie at No.13 and eagle at 15, had a share of the lead until Simons’ closing birdie.

“I drove the ball well and I putted well,” Kratzert said. “I don’t think I could have scored any better than what I scored.”

Rod Curl was two strokes off the lead, at 212, after the best back-to-back rounds (67-68) in Memorial history.

Round 4

Simons saved par on five of the last seven holes, including the last two, to hold off Kratzert and Nicklaus on a demanding day that yielded only six under-par rounds.

Simons shot 74 to finish 4-under 284. Kratzert (74) checked in at 285 and Nicklaus (74) tied for fourth at 288.

“I feel like I hit a lot of good shots this week,” said Simons, 28. “I also hit a lot where I cringed. But I made the clutch putts.”

Nicklaus said Simons was “a tiger out there. Boy, he sure got up and down from a couple places those last few holes.”

Four strokes off the lead when the round began, Nicklaus suffered a triple bogey at No.4. But he birdied Nos.5, 6, 13 and 15 to rally within one stroke of Simons with three holes to play before a double bogey at No.17 dashed his hopes of repeating.

After salvaging his par at 17, Simons did it again at 18 by making a 21-foot putt to not only save his par but avert a playoff. Earlier, Kratzert had missed a 10-foot putt for birdie at the same hole.

“I was fighting it,” said Simons, 28. “I was very fatigued coming in. I haven’t relaxed all week. And playing with Jack – with Jack making a run – it’s not easy to go out and forget you’re playing with Jack Nicklaus, especially here.”

1978 Memorial Tournament

Dates: May 18-21

Purse: \$259,960

Par: 36-36—72

Yardage: 7,101

Leaders

First round – Jack Nicklaus, Gary Player 67; Tom Kite, Rex Caldwell, Jim Simons 68.

Second round – Simons 137; Player, Andy Bean, Ed Sneed, Bobby Wadkins 139; Gil Morgan, Gary Koch 141.

Third round – Simons 210; Bill Kratzert 211; Rod Curl 212; Nicklaus, Player 214; Koch 215; Keith Fergus 216.

Cut – 73 players from a starting field of 105 at 5-over-par 149 or better.

Pro-Am – Canceled by rain.


Weather – Thursday-Friday: Mostly sunny. Lift, clean and place in effect because of wet course. **Saturday-Sunday:** Overcast.

1. Jim Simons	68-69-73-74-284	\$50,000.00	Mike McCullough	72-76-74-75-297	1,203.00
2. Bill Kratzert	72-70-69-74-285	28,500.00	Rex Caldwell	68-75-76-78-297	1,203.00
3. Fuzzy Zoeller	71-73-73-70-287	17,750.00	40. Bruce Devlin	72-77-76-73-298	993.34
4. Ed Sneed	69-70-78-71-288	10,333.34	Andy North	70-76-76-76-298	993.34
Gary Player	67-72-75-74-288	10,333.33	Gibby Gilbert	71-75-75-77-298	993.33
Jack Nicklaus	67-76-71-74-288	10,333.33	Bob Wynn	76-70-75-77-298	993.33
7. Morris Hatafsky	74-68-75-72-289	7,686.50	Hale Irwin	73-73-73-79-298	993.33
Bob Shearer	72-72-70-75-289	7,686.50	Wally Armstrong	75-72-72-79-298	993.33
9. Gil Morgan	74-67-76-74-291	6,750.00	46. John Schroeder	76-73-79-71-299	910.00
10. Jerry Pate	76-73-74-69-292	5,300.00	Jeff Mitchell	73-76-75-75-299	910.00
Curtis Strange	69-76-77-70-292	5,300.00	Arnold Palmer	77-71-75-76-299	910.00
Jay Haas	71-76-73-72-292	5,300.00	Gary Groh	78-68-76-77-299	910.00
David Graham	78-69-72-73-292	5,300.00	Bobby Wadkins	70-69-81-79-299	910.00
Tom Watson	73-72-75-75-292	5,300.00	Tommy Aaron	71-73-74-81-299	910.00
15. Bruce Lietzke	74-70-76-73-293	3,750.00	Lou Graham	71-75-71-82-299	910.00
Mark Hayes	70-78-72-73-293	3,750.00	53. Jim Colbert	75-74-74-77-300	865.00
Howard Twitty	75-71-73-74-293	3,750.00	Leonard Thompson	73-72-75-80-300	865.00
Keith Fergus	72-70-74-77-293	3,750.00	55. Tom Purtzer	74-74-79-74-301	815.88
Rod Curl	77-67-68-81-293	3,750.00	Bob E. Smith	77-72-79-73-301	815.88
20. Lee Elder	74-72-77-71-294	2,650.00	Mike Reid	74-73-77-77-301	815.88
Larry Nelson	77-71-71-75-294	2,650.00	Barry Jaeckel	74-74-75-78-301	815.88
Steve Melnyk	71-75-73-75-294	2,650.00	Lon Hinkle	69-76-77-79-301	815.87
Bob Gilder	75-74-70-75-294	2,650.00	Victor Regalado	74-74-77-77-301	815.87
24. Tom Weiskopf	72-77-74-72-295	1,969.84	Doug Tewell	73-73-75-80-301	815.87
Bobby Walzel	72-77-74-72-295	1,969.84	Tom Kite	68-75-78-80-301	815.87
Andy Bean	71-68-81-75-295	1,969.83	63. Joe Inman	74-74-77-77-302	780.00
Don Pooley	71-76-74-74-295	1,969.83	Don Bies	74-71-80-77-302	780.00
Terry Diehl	72-73-74-76-295	1,969.83	Craig Stadler	72-75-79-76-302	780.00
Gary Koch	71-70-74-80-295	1,969.83	66. Gary McCord	71-76-70-86-303	770.00
30. Ben Crenshaw	72-77-75-72-296	1,517.84	67. Alan Tapie	70-74-81-79-304	765.00
Mac McLendon	74-74-75-73-296	1,517.84	68. George Cadle	74-74-80-77-305	755.00
Miller Barber	73-73-75-75-296	1,517.83	Frank Beard	75-71-81-78-305	755.00
Mike Morley	70-74-76-76-296	1,517.83	Jerry Heard	71-78-77-79-305	755.00
Charles Coody	74-72-74-76-296	1,517.83	71. Roger Maltbie	71-76-80-81-308	750.00
Bob Zender	74-72-71-79-296	1,517.83	Liang-Huan Lu	73-76-75-84-308	750.00
36. George Burns	71-74-78-74-297	1,203.00	73. Forrest Fezler	75-74-81-79-309	750.00
Hubert Green	71-74-76-76-297	1,203.00			

Did Not Qualify

Danny Edwards 73-77, Don January 72-78, Stan Lee 76-74, Fred Marti 73-77, Florentino Molina 74-76, Jim Nelford 74-76, J. C. Sneed 74-76, Steve Veriato 77-73, John Mahaffey 75-76, Orville Moody 75-76, Bobby Nichols 75-76, Bill Rogers 76-75, Bobby Cole 79-73, Chi Chi Rodriguez 76-76, Rod Funseth 74-79, Phil Hancock 76-77, Lyn Lott 75-78, Rik Massengale 80-73, Jerry McGee 77-76, Joe Porter III 76-77, Jack Renner 76-77, John Schlee 74-79, Ron Cerrudo 77-77, Ray Floyd 74-80, Mike Hill 78-76, John Lister 76-78, Mark Lye 79-75, Bill Mallon 77-77, Takashi Murakami 78-77, Peter Oosterhuis 78-77, Homero Blancas 79-81, David Good 81-80.

1977 Memorial Tournament



Round 1

Bobby Wadkins, in the field as an alternate, was 5 over par after six holes and said he thought he might "toss it in" at the turn. But an eagle on No.7 brightened his mood, and seven birdies and a record score of 29 on the back nine gave him a 4-under 68 and a share of the lead with Mark Lye.

"Those last 12 holes, I played better than anyone can play," said Wadkins, the younger brother of Lanny Wadkins.

Wadkins hit a 2-iron second shot at No.7 that set up a 10-foot putt for eagle.

Lye didn't have to wait as long to feel good about his day. He birdied Nos.4, 5 and 6, a start he said surprised him "because I did not have a decent practice round. I went in blind."

Lye said he played "a fast nine holes" at Muirfield Village on Monday, played at nearby Riviera Country Club on Tuesday in preparation for a U.S. Open qualifier there the day after the Memorial, "and had a very unthinking practice round here Wednesday. So I was not too excited" about his chances.

The co-leaders were among 17 golfers who broke par in the round, seven more than in any round in the inaugural Memorial the year before.

Round 2

Gary Player (68) hit every green in regulation and avoided bogey to finish 6-under 138 and share the lead with Jerry McGee (68) on the second day of hot, humid and still conditions.

"I played well enough to score a 64," said Player, who had not played in the first Memorial in 1976. "I had many chances. I did have a super putting round."

McGee, who had finished two strokes out of the previous year's playoff thanks to a double bogey at No.11, put himself back in contention with birdies on three of four holes on the front nine after bogeys on two of the first three.

"I have been waiting for this Tournament for 365 days," he said.

Fuzzy Zoeller tied Rod Funseth's 1976 Tournament record with a 67 to move one stroke off the lead.

"This course is made for a long hitter like me," Zoeller said.

Memorial host and course designer Jack Nicklaus (68) entered the chase at 140.

"I'm in good shape," Nicklaus said. "I didn't get as much out of the back nine as I should have, but I made some longish putts."

Round 3

In swirling winds and temperatures that reached the low 90s, Wadkins shot 69 and claimed his first 54-hole lead on the PGA Tour, by one stroke, at 7-under 209.

"That is the best three rounds of golf I have ever shot," Wadkins said. "I just hope I can hang on for another day. I just have to keep believing in myself. You have to keep your mental poise all the way or this course can get to you."

While Player (76), McGee (79) and Zoeller (78) backed up in the tough conditions, the big move forward was by Nicklaus (70), who recovered from a double bogey at No.11 and bogey at 14 by birdieing two of the last four holes, including a holed bunker shot at No.18. He finished at 210, one stroke behind Wadkins and one ahead of Lye (70).

"I'm delighted to be in contention," Nicklaus said. "At the start of the week . . . I didn't think I could get myself thinking about golf and get myself in this position."

Round 4

After a thunderstorm suspended play Sunday night and forced a Monday morning finish, Nicklaus returned to par his last three holes, complete a 71 and win by two strokes over Hubert Green (69).

Nicklaus finished 7-under 281 and Green at 283.

"I'm never nervous before a golf tournament, but I was pretty nervous this morning. I really wanted to win very badly," Nicklaus said.

Winner at that point of 14 major championships, Nicklaus, 37, nevertheless proclaimed the victory "my biggest thrill in golf" after spending a decade trying to finance and build Muirfield Village Golf Club on the outskirts of his hometown.

"After we've worked so hard with this course and this Tournament, I think it's my greatest accomplishment," he said.

On a stormy Sunday that saw play suspended three times, a rollercoaster front nine for Wadkins (81) and Nicklaus ended with a double bogey by Wadkins at No.9 that gave Nicklaus a two-stroke lead at the turn.

Nicklaus had a 3-foot putt for birdie at No.11 when play was suspended for more than two hours by a heavy thunderstorm. After play resumed at 6:30 p.m., Wadkins continued to fade, but Green picked up the pursuit of Nicklaus with a birdie at No.13 that brought him within two strokes of the leader.

The margin remained the same when another storm hit little more than an hour later and ended play for the day with 10 players on the course.

After the round resumed under a sunny sky at 9 a.m. Monday, Green was unable to draw closer. But Nicklaus did have one anxious moment, when his tee shot at No.18 headed toward a tree at the bend in the dogleg.

"I hit that tree the last round last year and made a 6," he said. "I said to myself, 'Gosh, get over that tree,' and fortunately, it did."

1977 Memorial Tournament

Dates: May 19-22

Purse: \$238,260

Par: 36-36—72

Yardage: 7,101

Leaders

First round – Mark Lye, Bobby Wadkins 68; Bruce Lietzke, Jerry McGee, Gary Player, Chi Chi Rodriguez 70.

Second round – McGee, Player 138; Fuzzy Zoeller 139; Wadkins, Jack Nicklaus 140; Lye, Tom Watson 141.

Third round – Wadkins 209; Nicklaus 210; Lye 211; David Graham 212.

Cut – 75 players from a starting field of 104 at 9-over-par 153 or better.

Pro-Am – \$7,500. Individual: Andy North 67 (\$750). Team: Art Wall, Tom Watson 56 (\$675 each).

Weather – Thursday and Friday: Hot and humid with little wind. **Saturday:** Hot with winds increasing in the afternoon. **Sunday:** Hot and cloudy. Play suspended from 3-3:20 p.m. (20 minutes) by threat of lightning. Play suspended by thunderstorms from 4:10-6:30 p.m. (2 hours, 20 minutes). Play suspended at 7:39 p.m. by threat of lightning with 10 players on the course. **Monday:** Play resumed at 9 a.m.

1. Jack Nicklaus	72-68-70-71-281	\$45,000.00	40. George Archer	76-75-74-72-297	980.00
2. Hubert Green	71-71-72-69-283	25,650.00	Don Bies	71-79-74-73-297	980.00
3. Tom Watson	71-70-73-71-285	15,975.00	Hale Irwin	72-75-74-76-297	980.00
4. Lou Graham	77-70-70-70-287	10,575.00	Lon Hinkle	77-72-71-77-297	980.00
5. Chi Chi Rodriguez	70-76-73-69-288	8,661.50	Tom Weiskopf	71-71-73-82-297	980.00
Fuzzy Zoeller	72-67-78-71-288	8,661.50	45. Wally Armstrong	77-76-72-73-298	940.00
7. Lee Trevino	72-74-72-71-289	6,375.00	Forrest Fezler	75-75-75-73-298	940.00
Bob Murphy	72-72-73-72-289	6,375.00	Gene Littler	76-75-70-77-298	940.00
Gary Player	70-68-76-75-289	6,375.00	48. Leonard Thompson	76-72-78-73-299	890.00
Joe Inman	71-73-71-74-289	6,375.00	Andy North	73-74-77-75-299	890.00
11. Lyn Lott	71-75-74-70-290	4,950.00	Johnny Miller	74-72-77-76-299	890.00
Bobby Wadkins	68-72-69-81-290	4,950.00	Ed Sneed	74-74-75-76-299	890.00
13. Andy Bean	74-72-72-74-292	3,936.50	Homero Blancas	73-74-76-76-299	890.00
Tom Kite	73-70-74-75-292	3,936.50	Stan Lee	75-76-71-77-299	890.00
Bruce Devlin	71-74-72-75-292	3,936.50	Gill Morgan	76-75-68-80-299	890.00
David Graham	74-70-68-80-292	3,936.50	55. Kosaku Shimada	75-74-76-75-300	840.00
17. Tom Purtzer	76-68-75-74-293	3,036.50	Orville Moody	76-76-74-74-300	840.00
Bob Wynn	76-75-69-73-293	3,036.50	Fred Marti	71-75-77-77-300	840.00
Mark Lye	68-73-70-82-293	3,036.50	58. Butch Baird	74-79-73-75-301	806.25
Bruce Lietzke	70-76-73-74-293	3,036.50	Art Wall	72-80-73-76-301	806.25
21. Danny Edwards	72-73-78-71-294	1,986.25	Jim Masserio	77-73-74-77-301	806.25
John Schroeder	74-73-73-73-294	1,986.25	Mike McCullough	77-74-77-77-301	806.25
J.C. Sneed	71-73-77-73-294	1,986.25	62. Frank Beard	79-73-76-74-302	781.50
Peter Oosterhuis	74-71-75-74-294	1,986.25	George Burns	76-73-78-75-302	781.50
Dave Stockton	71-76-73-74-294	1,986.25	Bob Gilder	76-74-78-78-302	781.50
Ray Floyd	72-75-73-74-294	1,986.25	John Schlee	77-72-74-79-302	781.50
Bob E. Smith	76-71-72-75-294	1,986.25	66. Mike Morley	74-72-83-74-303	766.50
Gibby Gilbert	72-70-75-77-294	1,986.25	Gay Brewer, Jr.	76-76-78-73-303	766.50
29. Mac McLendon	75-75-75-70-295	1,429.17	68. Larry Nelson	75-78-76-75-304	756.50
Rik Massengale	73-73-75-74-295	1,429.17	George Cadle	74-78-78-74-304	756.50
Joe Porter III	75-74-72-74-295	1,429.17	70. Dale Hayes	77-75-75-78-305	756.50
Charles Coody	78-72-71-74-295	1,429.17	71. Liang-Huan Lu	75-77-78-76-306	750.00
Jerry McGee	70-68-79-78-295	1,429.16	Ron Cerrudo	76-77-75-78-306	750.00
Roger Maltbie	72-75-70-78-295	1,429.16	John Lister	75-74-74-83-306	750.00
35. Jim Simons	73-74-76-73-296	1,111.00	74. Rod Curl	75-77-81-74-307	750.00
Arnold Palmer	79-74-70-73-296	1,111.00	75. Rex Caldwell	73-80-80-82-315	750.00
Gary McCord	71-73-76-76-296	1,111.00			
Tom Jenkins	77-74-69-76-296	1,111.00			
Victor Regalado	72-76-70-78-296	1,111.00			

Did Not Qualify

Al Geiberger 75-79; Barry Jaeckel 73-81, Alan Tapie 78-76, Tommy Aaron 75-80, Miller Barber 75-80, Woody Blackburn 76-79, Calvin Peete 79-76, Ed Sabo 75-80, Greg Norman 78-78, Dale Douglass 78-78, Rod Funseth 78-78, Bill Sander 79-77, Bob Shearer 77-79, Bob Menne 78-79, Dan Sikes 79-78, Howard Twitty 73-84, Bobby Nichols 80-78, Bill Rogers 82-76, John Fought 84-75, Bill Kratzert 77-82, Mason Rudolph 79-80, E. Perez Acosta 74-86, Ben Crenshaw 87-73, Craig Stadler 84-79, Bobby Walzel 82-81, Mike Hill 81-84, Bob Goalby 88-78, Eddie Pearce 82-DQ, Steve Melnyk WD.

1976 Memorial Tournament



Round 1

Don Bies did not miss a fairway, birdied Nos. 17 and 18 with putts of less than 10 feet and shot 4-under-par 68 for a one-stroke lead over Hubert Green, who bogeyed No. 18.

Bies was even par through 12 holes, with a birdie at No. 4 and bogey at 12, before he birdied 13, eagled 15, bogeyed 16 and birdied the last two.

"I never played the course until Tuesday," he said. "I got here about 1 o'clock for a 1:30 starting time, so I raced out and shot a 79. I thought, 'What a monster.'"

"It's one of the toughest courses we play all year. I don't think there's any doubt about that."

Gibby Gilbert (70) also gave up a share of the lead when he double-bogeyed 18 after hitting a tree with his second shot out of a bunker and three-putting.

Course designer and Memorial host Jack Nicklaus (71) was among only seven players who bettered par. He had six birdies and an eagle and was 4-under through 16 holes before finishing with a bogey and double bogey.

"What we tried to do was to build a golf course that would reward the good golf shot and penalize the bad one," he said. "Every time I hit a bad one, I got penalized. When I hit a good one, I was rewarded."

"I did not think it was going to be this difficult. I frankly didn't."

Round 2

Green shot 72 for 3-under 141 and a one-stroke lead over Roger Maltbie (71), the PGA Tour's 1975 rookie of the year.

Green, who had eight birdies in a first-round 69, holed five more but negated them with three bogeys and a double bogey in what was a rollercoaster start to his round. He bogeyed No. 4, birdied 5, saved par on 6 and 7, double-bogeyed 8 and bogeyed 9 to go out in 39 but rallied with birdies at 10, 11, 15 and 17 around a bogey at 13.

The field averaged 76.523 strokes in swirling winds and on lightning-fast, U.S. Open-type greens, and the cut of 13-over 157 was the highest of the year on the Tour.

"I never dreamed the guys would shoot that high," said Nicklaus (75).

Rod Funseth birdied five of his first six holes on the back nine for a 67, the lowest score of the first two rounds and four strokes better than any other in the second round. Three of his birdie putts were 5 feet or less.

Round 3

Despite bogeys on Nos. 14, 15 and 16, Maltbie (70) broke par for the third straight day to finish 4-under 212 and take a two-stroke lead over Bies (71).

Maltbie averted disaster at No. 18 when he took off his shoes and socks to play his second shot from the creek left of the fairway and the ball stopped 12 feet from the pin. He two-putted for par.

"That was maybe the best shot I've hit in the Tournament," he said.

Maltbie was 6 under par and looking like a runaway leader after birdies at Nos. 11 and 12 before the bogeys brought him back to the field.

Round 4/Playoff

Maltbie (76) missed a 12-foot putt at No. 18 to win in regulation to cap a closing round of 76, but a fortunate twist of fate gave him a second chance and he won on the fourth hole of a playoff with Hale Irwin.

Maltbie's wayward approach shot on the third playoff hole, No. 17, hit a gallery-rope stake, caromed on the green and stopped 18 feet from the pin, from where he two-putted for par to prolong the playoff.

"I can't tell you how lucky I was," said Maltbie, 24, who carried the stake into his post-round interview after it had been retrieved by a course marshal. "When you think of hitting a stake maybe an inch wide from 187 yards away and having the ball bounce on the green, that is some sort of destiny."

Irwin (69) started the final round seven strokes off the lead, but after he birdied Nos. 11 and 13, he led by two. But he squandered the advantage with two shots into the woods and a double bogey at 15 to fall into a tie for the lead.

Maltbie and Irwin finished 72 holes at par 288. Bies (75) missed a birdie putt on the last hole that would have put him in the playoff.

A three-hole, cumulative-score playoff (a format later outlawed by PGA Tour commissioner Deane Beman) began with Irwin and Maltbie matching birdies and pars on Nos. 15 and 16. At 17, with Irwin's ball already on the green, 15 feet from a birdie, Maltbie's second shot headed left and seemingly past the green before the stake intervened.

Each parred the hole before heading to sudden death at No. 18, where Irwin drove next to a tree and took three more shots to reach the green. He never finished as Maltbie closed out the win by making a 20-foot birdie putt.

"I don't lose very well," Irwin said. "I'm not bitter, but I am upset. I'll never forget that shot on 17."

"However lucky Hale said I was, I was twice that lucky," Maltbie said. "It was a long day. I didn't think I'd win, I really didn't. But a lot of things just turned out well."

1976 Memorial Tournament

Dates: May 27-30

Purse: \$200,000

Par: 36-36—72

Yardage: 7,027

Leaders

First Round – Don Bies 68; Hubert Green 69; Gibby Gilbert 70; Jack Nicklaus, Hale Irwin, Roger Maltbie, Jerry McGee 71.

Second Round – Green 141; Maltbie 142; Bies, Rod Funseth 143; McGee, Ed Sneed 144.

Third Round – Maltbie 212; Bies 214; Funseth 215; McGee, Alan Tapie 216; Sneed, Jerry Pate, Gibby Gilbert 217.

Cut – 72 players from a starting field of 92 at 13-over-par 157 or better.

Pro-Am – \$7,500. **Individual:** Lee Trevino 70 (\$750). **Team:** Bob Murphy 57 (\$750).

Weather – Thursday: Clear and sunny. **Friday:** Cloudy and breezy. **Saturday-Sunday:** Mostly cloudy.

1. Roger Maltbie	71-71-70-76-288	\$40,000.00	38. Wally Armstrong	79-77-76-70-302	780.00
(won playoff with birdie on fourth extra hole)			Victor Regalado	77-77-75-73-302	780.00
2. Hale Irwin	71-74-74-69-288	22,800.00	John Schroeder	74-77-77-74-302	780.00
3. Don Bies	68-75-71-75-289	14,200.00	Mike Hill	79-72-75-76-302	780.00
4. Jerry Pate	74-73-70-73-290	8,800.00	Dennis Meyer	75-76-75-76-302	780.00
Jerry McGee	71-73-72-74-290	8,800.00	Bob Shearer	76-77-72-77-302	780.00
6. Tom Kite	74-74-70-73-291	6,880.00	Al Geiberger	75-74-76-77-302	780.00
Lou Graham	72-74-73-72-291	6,880.00	Gay Brewer, Jr.	74-73-76-79-302	780.00
8. Jack Nicklaus	71-75-73-73-292	5,650.00	John Schlee	73-80-72-77-302	780.00
Rod Funseth	76-67-72-77-292	5,650.00	47. Pat Fitzsimons	78-76-79-70-303	535.00
10. Ed Sneed	73-71-73-76-293	4,800.00	Julius Boros	73-78-78-74-303	535.00
Tom Weiskopf	77-74-70-72-293	4,800.00	Bob Gilder	78-74-76-75-303	535.00
12. Bruce Lietzke	76-78-68-72-294	3,866.67	Kermit Zarley	80-77-70-76-303	535.00
Gibby Gilbert	70-75-72-77-294	3,866.67	51. Tom Shaw	74-74-81-75-304	490.00
Alan Tapie	74-71-71-78-294	3,866.66	52. Bobby Nichols	76-76-78-75-305	470.00
15. Bill Rogers	74-76-72-73-295	3,200.00	Bruce Devlin	76-79-75-75-305	470.00
Lee Trevino	79-74-70-72-295	3,200.00	Bob Menne	72-80-76-77-305	470.00
Hubert Green	69-72-79-75-295	3,200.00	55. Barry Jaeckel	76-80-75-75-306	430.00
18. Howard Twitty	72-84-72-68-296	2,400.00	Mike Morley	76-78-76-76-306	430.00
Johnny Miller	72-74-79-71-296	2,400.00	Mark Hayes	75-82-72-77-306	430.00
Grier Jones	76-76-74-70-296	2,400.00	Terry Diehl	75-81-72-78-306	430.00
Fred Marti	75-73-74-74-296	2,400.00	Allen Miller	73-76-78-79-306	430.00
Charles Coody	73-77-72-74-296	2,400.00	60. Tom Jenkins	79-74-78-76-307	395.00
23. Larry Nelson	73-75-77-72-297	1,880.00	Lyn Lott	74-76-79-78-307	395.00
24. Andy North	77-77-75-69-298	1,710.00	62. Forrest Fezler	79-77-77-75-308	370.00
Ron Cerrudo	76-74-73-75-298	1,710.00	Lanny Wadkins	77-79-74-78-308	370.00
26. Joe Inman	73-73-81-72-299	1,450.00	Bobby Cole	80-70-78-80-308	370.00
Takashi Murakami	76-75-76-72-299	1,450.00	65. Bobby Walzel	78-79-78-74-309	345.00
Homero Blancas	77-73-76-73-299	1,450.00	Miller Barber	75-77-75-82-309	345.00
Dave Stockton	77-77-72-73-299	1,450.00	67. Jim Simons	78-79-77-78-312	330.00
Bob Murphy	76-76-70-77-299	1,450.00	68. Ed Dougherty	80-76-79-78-313	320.00
Bob Wynn	73-72-75-79-299	1,450.00	69. Bobby Mitchell	77-79-79-80-315	310.00
32. David Graham	78-72-79-71-300	1,183.34	70. Gary Koch	79-75-85-77-316	300.00
Ben Crenshaw	74-74-73-79-300	1,183.33	71. Leonard Thompson	77-77-83-83-320	—
Gil Morgan	76-71-74-79-300	1,183.33			
35. Gary Groh	78-74-76-73-301	1,030.00			
Bob E. Smith	75-75-76-75-301	1,030.00			
Bruce Crampton	77-72-75-77-301	1,030.00			

Did Not Qualify

Mike McCullough 78-80, Eddie Pearce 75-83, Larry Hinson 81-78, Jim Masserio 81-78, Mac McLendon 80-79, Dave Newquist 82-77, Dean Refram 81-78, Sam Sneed 76-83, Gary McCord 78-82, George Cadle 78-83, Bob Dickson 80-81, Marty Fleckman 80-81, Steve Melnyk 78-85, A-Fred Ridley 79-84, Butch Baird 80-84, Dale Douglass 82-86, Don Iverson 74-79-80-DQ, Art Wall 80-WD, Tommy Aaron 81-WD, George Burns 81-WD, Buddy Allin 83-WD.

Player Records

AARON, TOMMY

Year	1st	2nd	3rd	4th	Total	Rounds Played	Avg Score	Finish	Money
1976	81				81	1	81.00	WD	0.00
1977	75	80			155	2	77.50	CUT	0.00
1978	71	73	74	81	299	4	74.75	T46	910.00
1979	84	82			166	2	83.00	CUT	0.00
1980	83	76			159	2	79.50	CUT	0.00
1981	75	76	75	76	302	4	75.50	T62	1,580.00
1982	77	74			151	2	75.50	CUT	0.00
Totals					1313	17	77.24		\$2,490.00

ABERG, LUDVIG

Year	1st	2nd	3rd	4th	Total	Rounds Played	Avg Score	Finish	Money
2024	68	72	72	74	286	4	71.50	T5	766,666.67
Totals					286	4	71.50		\$766,666.67

ACOSTA, E. PEREZ

Year	1st	2nd	3rd	4th	Total	Rounds Played	Avg Score	Finish	Money
1977	74	86			160	2	80.00	CUT	0.00
Totals					160	2	80.00		\$0.00

ADAMS, BLAKE

Year	1st	2nd	3rd	4th	Total	Rounds Played	Avg Score	Finish	Money
2010	72	79			151	2	75.50	CUT	0.00
2011	71	73	72	70	286	4	71.50	T37	27,900.00
2012	69	77	71	73	290	4	72.50	T19	72,540.00
Totals					727	6	72.70		\$100,440.00

ADAMS, JOHN

Year	1st	2nd	3rd	4th	Total	Rounds Played	Avg Score	Finish	Money
1984	77	81			158	2	79.00	CUT	0.00
1995	73	74			147	2	73.50	CUT	0.00
Totals					305	4	76.25		\$0.00

AIKEN, THOMAS

Year	1st	2nd	3rd	4th	Total	Rounds Played	Avg Score	Finish	Money
2009	67	83			150	2	75.00	CUT	0.00
2011	75	71			146	2	73.00	CUT	0.00
2014	70	75			145	2	72.50	CUT	0.00
2015	69	68	70	76	283	4	70.75	T26	45,880.00
2016		72	71		143	2	71.50	CUT	0.00
Totals					867	12	72.25		\$45,880.00

ALLAN, STEVE

Year	1st	2nd	3rd	4th	Total	Rounds Played	Avg Score	Finish	Money
2003	77	77			154	2	77.00	CUT	0.00
Totals					154	2	77.00		\$0.00

ALLEM, FULTON

Year	1st	2nd	3rd	4th	Total	Rounds Played	Avg Score	Finish	Money
1986	74	73			147	2	73.50	CUT	0.00
1987	75	72			147	2	73.50	CUT	0.00
1988	71	70	73	83	297	4	74.25	T63	2,603.33
1989	75	73	78	71	297	4	74.25	T59	3,680.00
1990	76	74	79		229	3	76.33	T53	2,293.33
1991	75	67	72	75	289	4	72.25	T38	4,560.00
1992	68	74	74	71	287	4	71.75	T65	2,704.00
1993	72	76			148	2	74.00	CUT	0.00
1994	74	70	72	73	289	4	72.25	T38	6,150.00
1997	79	71			150	2	75.00	CUT	0.00
Totals					2280	31	73.55		\$21,990.66

ALLEN, MICHAEL

Year	1st	2nd	3rd	4th	Total	Rounds Played	Avg Score	Finish	Money
1993	70	72	70	68	280	4	70.00	T12	28,350.00
1994	76	80			156	2	78.00	CUT	0.00
Totals					436	6	72.67		\$28,350.00

ALLENBY, ROBERT

Year	1st	2nd	3rd	4th	Total	Rounds Played	Avg Score	Finish	Money
1993	73	75			148	2	74.00	CUT	0.00
1995	71	71	69	69	280	4	70.00	T21	15,958.75
1999	71	70	74	75	290	4	72.50	T52	6,069.00
2000	78	73			151	2	75.50	CUT	0.00
2001	69	69	70	73	281	4	70.25	T7	127,783.33
2002	70	73	72	68	283	4	70.75	T27	31,950.00
2003	76				76	1	76.00	WD	0.00
2004	74	74	74	66	288	4	72.00	T33	27,150.00
2005	71	74	70	74	289	4	72.25	T52	12,826.00
2006	71	74			145	2	72.50	WD	0.00
2007	71	76			147	2	73.50	CUT	0.00
2008	69	76	72	71	288	4	72.00	T10	120,666.67
2009	72	76	68	75	291	4	72.75	T41	22,800.00
2010	74	73			147	2	73.50	CUT	0.00
2011	71	75			146	2	73.00	CUT	0.00
2012	73	74	77	72	296	4	74.00	T56	14,074.00
2013	74	73	72	74	293	4	73.25	T53	14,353.00
2014	73	73			146	2	73.00	CUT	0.00
Totals					3985	55	72.45		\$393,630.75

ALLIN, BUDDY

Year	1st	2nd	3rd	4th	Total	Rounds Played	Avg Score	Finish	Money
1976	83				83	1	83.00	WD	0.00
1980	72	75	77	76	300	4	75.00	69	1,520.00
1981	73	81			154	2	77.00	CUT	0.00
Totals					537	7	76.71		\$1,520.00

ALLRED, JASON

Year	1st	2nd	3rd	4th	Total	Rounds Played	Avg Score	Finish	Money
2014	74	68	74	66	282	4	70.50	T15	102,300.00
Totals					282	4	70.50		\$102,300.00

AMES, STEPHEN

Year	1st	2nd	3rd	4th	Total	Rounds Played	Avg Score	Finish	Money
2001								WD	0.00
2003	75	73			148	2	74.00	CUT	0.00
2004	69	68	70	72	279	4	69.75	T6	182,437.50
2005	70	73	68	74	285	4	71.25	T30	34,925.00
2006	73	79			152	2	76.00	CUT	0.00
Totals					864	12	72.00		\$217,362.50

AN, BYEONG HUN

Year	1st	2nd	3rd	4th	Total	Rounds Played	Avg Score	Finish	Money
2010	77	71			148	2	74.00	CUT	0.00
2016	71	70	69	67	277	4	69.25	T11	158,666.67
2017	68	72	71	75	286	4	71.50	T25	66,410.00
2018	68	67	69	69	273	4	68.25	P2	783,200.00
2019	72	72	70	68	282	4	70.50	T17	127,400.00
2020	71	82			153	2	76.50	CUT	0.00
2021	79	75			154	2	77.00	CUT	0.00
2023	72	71	74	72	289	4	72.25	T24	163,000.00
2024	71	73	73	75	292	4	73.00	T22	200,200.00
Totals					2154	30	71.80		\$1,498,876.67

ANCER, ABRAHAM

Year	1st	2nd	3rd	4th	Total	Rounds Played	Avg Score	Finish	Money
2018	65	75	73	73	286	4	71.50	T57	19,758.00
2019	72	71	75	74	292	4	73.00	T65	18,928.00
2020	72	75	72	79	298	4	74.50	T58	21,111.00
2022	69	72	71	77	289	4	72.25	T32	68,520.00
Totals					1165	16	73.00		\$128,317.00

Player Records

ANDRADE, BILLY

Year	1st	2nd	3rd	4th	Total	Rounds Played	Avg Score	Finish	Money
1990	79	73	74		226	3	75.33	T32	5,533.34
1991	69	71	71	72	283	4	70.75	T18	16,800.00
1992	72	72	69	65	278	4	69.50	T14	22,100.00
1993	71	72	72	72	287	4	71.75	T40	5,040.00
1994	74	71	73	68	286	4	71.50	T26	11,325.00
1995	75	77			152	2	76.00	CUT	0.00
1996	74	77			151	2	75.50	CUT	0.00
1997	66	72	71		209	3	69.67	T10	45,600.00
1998	77	71			148	2	74.00	CUT	0.00
1999	69	72	72	75	288	4	72.00	T43	8,415.00
2000	76	74			150	2	75.00	CUT	0.00
2001	72	71	74	79	296	4	74.00	T63	8,692.00
2002	72	72	67	67	278	4	69.50	T9	117,000.00
2003	69	75	79	74	297	4	74.25	T52	11,725.00
2004	71	73	75	76	295	4	73.75	T63	11,130.00
2005	69	71	71	73	284	4	71.00	T24	44,550.00
2006	72	80			152	2	76.00	CUT	0.00
2007	74	69	78	75	296	4	74.00	T70	12,000.00
2008	72	85			157	2	78.50	CUT	0.00
2009	76				76	1	76.00	WD	0.00
Totals					4589	63	72.84		\$319,910.34

AOKI, ISAO

Year	1st	2nd	3rd	4th	Total	Rounds Played	Avg Score	Finish	Money
1981	75	72	75	70	292	4	73.00	T18	4,410.00
1989	76	75			151	2	75.50	CUT	0.00
Totals					443	6	73.83		\$4,410.00

APHIBARNRAT, KIRADECH

Year	1st	2nd	3rd	4th	Total	Rounds Played	Avg Score	Finish	Money
2014	73	71	70	76	290	4	72.50	T62	13,268.00
2018	71	68	69	70	278	4	69.50	T13	139,018.00
2019	70	71	71	70	282	4	70.50	T17	127,400.00
Totals					850	12	70.83		\$279,686.00

APPLEBY, STUART

Year	1st	2nd	3rd	4th	Total	Rounds Played	Avg Score	Finish	Money
1997	74	76			150	2	75.00	CUT	0.00
1998	75	76			151	2	75.50	CUT	0.00
1999	69	72	72	73	286	4	71.50	T31	15,459.25
2000	76	69	69	69	283	4	70.75	T17	46,500.00
2001	67	71	69	74	281	4	70.25	T7	127,783.33
2002	67	73	71	73	284	4	71.00	T32	22,860.00
2003	71	71	76	69	287	4	71.75	T18	70,000.00
2004	73	74	70	78	295	4	73.75	T63	11,130.00
2005	76	70	74	72	292	4	73.00	T67	11,055.00
2006	69	71	74	73	287	4	71.75	T28	42,550.00
2007	70	74	71	72	287	4	71.75	T51	14,310.00
2008	72	76	68	74	290	4	72.50	T20	65,000.00
2009	72	74	76	78	300	4	75.00	T72	11,820.00
2010	73	74			147	2	73.50	CUT	0.00
2011	75	75			150	2	75.00	CUT	0.00
2012	77	73			150	2	75.00	CUT	0.00
2014	77				77	1	77.00	WD	0.00
2016	70	77			147	2	73.50	CUT	0.00
Totals					4144	57	72.70		\$438,467.58

ARCHER, GEORGE

Year	1st	2nd	3rd	4th	Total	Rounds Played	Avg Score	Finish	Money
1977	76	75	74	72	297	4	74.25	T40	980.00
1980	73	70	72	75	290	4	72.50	T29	1,964.17
1981	74	69	69	75	287	4	71.75	T3	16,800.00
1982	78	68	71	73	290	4	72.50	T34	2,275.00
1983	71	76	74	77	298	4	74.50	T62	1,675.00
1984	74	72	73	69	288	4	72.00	T13	10,000.00
1985	74	79			153	2	76.50	CUT	0.00
Totals					1903	26	73.19		\$33,694.17

ARMOUR, RYAN

Year	1st	2nd	3rd	4th	Total	Rounds Played	Avg Score	Finish	Money
2017	76	76			152	2	76.00	CUT	0.00
2018	68	70	72	69	279	4	69.75	T23	76,985.00
2019	71	71	71	70	283	4	70.75	T22	87,360.00
Totals					714	10	71.40		\$164,345.00

ARMOUR III, TOMMY

Year	1st	2nd	3rd	4th	Total	Rounds Played	Avg Score	Finish	Money
1989	74	75	74	73	296	4	74.00	T55	3,740.00
1990	76	78	70		224	3	74.67	T26	7,550.00
1991	74	77			151	2	75.50	CUT	0.00
1998	73	77			150	2	75.00	CUT	0.00
1999	72	78			150	2	75.00	CUT	0.00
2004	72	72	72	76	292	4	73.00	T55	11,812.50
2007	71	77			148	2	74.00	CUT	0.00
Totals					1411	19	74.26		\$23,102.50

ARMSTRONG, WALLY

Year	1st	2nd	3rd	4th	Total	Rounds Played	Avg Score	Finish	Money
1976	79	77	76	70	302	4	75.50	T38	780.00
1977	77	76	72	73	298	4	74.50	T45	940.00
1978	75	72	72	79	298	4	74.50	T40	993.33
1979	76	75	71	77	299	4	74.75	T27	2,220.00
1980	82	75			157	2	78.50	CUT	0.00
Totals					1354	18	75.22		\$4,933.33

ATWAL, ARJUN

Year	1st	2nd	3rd	4th	Total	Rounds Played	Avg Score	Finish	Money
2004	77	76			153	2	76.50	CUT	0.00
2005	71	72	71	74	288	4	72.00	T45	15,415.71
2011	73	71	74	71	289	4	72.25	T51	14,284.80
Totals					730	10	73.00		\$29,700.51

AUBREY, EMLYN

Year	1st	2nd	3rd	4th	Total	Rounds Played	Avg Score	Finish	Money
1996	71	75	72	70	288	4	72.00	T39	7,560.00
Totals					288	4	72.00		\$7,560.00

AUSTIN, WOODY

Year	1st	2nd	3rd	4th	Total	Rounds Played	Avg Score	Finish	Money
1995	67	76	68	72	283	4	70.75	T38	6,630.00
1996	69	69	73	73	284	4	71.00	T18	25,200.00
1997	75	75			150	2	75.00	CUT	0.00
2003	68	74	76	82	300	4	75.00	T62	10,750.00
2004	73	74	78	72	297	4	74.25	T66	10,815.00
2005	67	73	65	74	279	4	69.75	T13	110,000.00
2006	71	69	67	73	280	4	70.00	T7	179,208.33
2007	71	72	70	73	286	4	71.50	T45	17,160.00
2008	71	76	76	84	307	4	76.75	T73	11,580.00
2009	75	70	73	70	288	4	72.00	T27	40,800.00
2010	71	73	72	72	288	4	72.00	T47	15,864.00
2014	75	71			146	2	73.00	CUT	0.00
Totals					3188	44	72.45		\$428,007.33

AXLEY, ERIC

Year	1st	2nd	3rd	4th	Total	Rounds Played	Avg Score	Finish	Money
2007	75	74			149	2	74.50	CUT	0.00
Totals					149	2	74.50		\$0.00

AZINGER, PAUL

Year	1st	2nd	3rd	4th	Total	Rounds Played	Avg Score	Finish	Money
1985	74	74	74	67	289	4	72.25	T10	12,856.00
1986	72	69	73	75	289	4	72.25	T52	1,686.00
1988	72	69	71	72	284	4	71.00	T12	18,970.00
1989	73	73	73	73	292	4	73.00	T34	6,115.71
1990	74	73	73		220	3	73.33	T9	26,000.00
1991	72	71	67	75	285	4	71.25	T23	11,040.00
1992	68	67	71	72	278	4	69.50	T14	22,100.00
1993	68	69	68	69	274	4	68.50	T1	252,000.00
1995	76	74			150	2	75.00	CUT	0.00
1996	72	71	72	75	290	4	72.50	T49	4,361.14
1997	73	72	71		216	3	72.00	T46	5,006.50
1999	76	69	66	73	284	4	71.00	T19	30,906.00
2000	72	71	69	66	278	4	69.50	T5	113,150.00
2001	68	67	69	74	278	4	69.50	T2	360,800.00
2002	73	68	69	74	284	4	71.00	T32	22,860.00
2003	69	79			148	2	74.00	CUT	0.00
2004	69	74	78	76	297	4	74.25	T66	10,815.00
2005	72	72	71	80	295	4	73.75	T7	10,230.00
2006	73	71	70	67	281	4	70.25	T10	155,250.00
2007	74	71	76	77	298	4	74.50	T1	11,880.00
2008	80	78			158	2	79.00	CUT	0.00
Totals					5468	76	71.95		\$1,076,026.35

Player Records

BADDELEY, AARON

Year	1st	2nd	3rd	4th	Total	Rounds Played	Avg Score	Finish	Money
2000	82	75			157	2	78.50	CUT	0.00
2001	71	73	73	74	291	4	72.75	T46	11,944.67
2004	74	74	78	72	298	4	74.50	T69	10,552.50
2005	76	74			150	2	75.00	CUT	0.00
2006	73	73	72	79	297	4	74.25	T66	11,902.50
2007	66	68	71	71	276	4	69.00	T9	168,000.00
2008	74	76	75	72	297	4	74.25	T58	13,380.00
2009	79	74			153	2	76.50	CUT	0.00
2010	71	71	71	75	288	4	72.00	T47	15,864.00
2011	71	68	75	74	288	4	72.00	T45	17,732.00
2012	69	72	73	72	286	4	71.50	T9	167,400.00
2013	74	79			153	2	76.50	CUT	0.00
2014	69	74	70	72	285	4	71.25	T37	25,420.00
2016	71	73			144	2	72.00	CUT	0.00
2017	76	75			151	2	75.50	CUT	0.00
2019	72	70	68	73	283	4	70.75	T22	87,360.00
Totals					3797	52	73.02		\$529,555.67

BAE, SANG-MOON

Year	1st	2nd	3rd	4th	Total	Rounds Played	Avg Score	Finish	Money
2012	79				79	1	79.00	WD	0.00
2013	77	78			155	2	77.50	CUT	0.00
2015	74	66	78	69	287	4	71.75	T49	15,665.34
2018	79	77			156	2	78.00	CUT	0.00
Totals					677	9	75.22		\$15,665.34

BAIRD, BRINY

Year	1st	2nd	3rd	4th	Total	Rounds Played	Avg Score	Finish	Money
2002	75	70	67	75	287	4	71.75	T49	10,902.85
2003	77	70			147	2	73.50	CUT	0.00
2004	76	69	71	75	291	4	72.75	T51	12,521.25
2005	71	73	73	70	287	4	71.75	T39	22,000.00
2008	77				77	1	77.00	WD	0.00
Totals					1089	15	72.60		\$45,424.10

BAIRD, BUTCH

Year	1st	2nd	3rd	4th	Total	Rounds Played	Avg Score	Finish	Money
1976	80	81			161	2	80.50	CUT	0.00
1977	74	79	73	75	301	4	75.25	T58	806.00
Totals					462	6	77.00		\$806.00

BAKER-FINCH, IAN

Year	1st	2nd	3rd	4th	Total	Rounds Played	Avg Score	Finish	Money
1985	76	74	79	75	304	4	76.00	T0	1,500.00
1989	74	74	74	72	294	4	73.50	T45	4,265.00
1990	74	74	76		224	3	74.67	T26	7,550.00
1991	69	73	69	69	280	4	70.00	T6	41,700.00
1992	72	74			146	2	73.00	CUT	0.00
1993	75	69	72	71	287	4	71.75	T40	5,040.00
1994	79	76			155	2	77.50	CUT	0.00
1995	84				84	1	84.00	WD	0.00
1996	78	79			157	2	78.50	CUT	0.00
Totals					1931	26	74.27		\$60,055.00

BALLESTEROS, SEVE

Year	1st	2nd	3rd	4th	Total	Rounds Played	Avg Score	Finish	Money
1982	72	73	73	75	293	4	73.25	T50	1,760.00
1984	72	71	81	70	294	4	73.50	T36	2,753.43
Totals					587	8	73.38		\$4,513.43

BARBER, MILLER

Year	1st	2nd	3rd	4th	Total	Rounds Played	Avg Score	Finish	Money
1976	75	77	75	82	309	4	77.25	T65	345.00
1977	75	80			155	2	77.50	CUT	0.00
1978	73	73	75	75	296	4	74.00	T30	1,517.83
1979	74	73	71	70	288	4	72.00	T2	32,400.00
1980	72	66	72	73	283	4	70.75	T4	13,200.00
1981	78	81			159	2	79.50	CUT	0.00
Totals					1490	20	74.50		\$47,462.83

BARLOW, CRAIG

Year	1st	2nd	3rd	4th	Total	Rounds Played	Avg Score	Finish	Money
2001	76	74			150	2	75.00	CUT	0.00
Totals					150	2	75.00		\$0.00

BARNES, RICKY

Year	1st	2nd	3rd	4th	Total	Rounds Played	Avg Score	Finish	Money
2010	70	71	62	73	276	4	69.00	T3	348,000.00
2011	68	70	74	70	282	4	70.50	T18	89,900.00
2012	72	72	76	71	291	4	72.75	T25	40,776.93
2013	74	75			149	2	74.50	CUT	0.00
2016	71	73			144	2	72.00	CUT	0.00
2017	70	77	69	69	285	4	71.25	T22	90,480.00
Totals					1427	20	71.35		\$569,156.93

BARR, DAVE

Year	1st	2nd	3rd	4th	Total	Rounds Played	Avg Score	Finish	Money
1982	81	79			160	2	80.00	CUT	0.00
1984	74	76	70	74	294	4	73.50	T36	2,753.43
1985	68	72	74	80	294	4	73.50	T34	3,320.00
1986	70	73	77	69	289	4	72.25	T52	1,686.00
1987	70	70	69	71	280	4	70.00	T17	12,222.50
1988	77	75			152	2	76.00	CUT	0.00
1989	74	72	72	70	288	4	72.00	T16	15,056.00
1990	78	76	74		228	3	76.00	T43	2,922.00
1993	68	73	73	79	293	4	73.25	T63	2,982.00
1994	74	77			151	2	75.50	CUT	0.00
1995	77	71			148	2	74.00	CUT	0.00
Totals					2577	35	73.63		\$40,941.93

BATEMAN, BRIAN

Year	1st	2nd	3rd	4th	Total	Rounds Played	Avg Score	Finish	Money
2008	78				78	1	78.00	WD	0.00
Totals					78	1	78.00		\$0.00

BEAN, ANDY

Year	1st	2nd	3rd	4th	Total	Rounds Played	Avg Score	Finish	Money
1977	74	72	72	74	292	4	73.00	T13	3,936.50
1978	71	68	81	75	295	4	73.75	T24	1,969.83
1979	76	82			158	2	79.00	CUT	0.00
1982	75	68	73	73	289	4	72.25	T27	2,641.86
1983	69	67	74	74	284	4	71.00	T5	15,200.00
1984	71	75	67	67	280	4	70.00	P2	54,000.00
1985	74	74	74	73	295	4	73.75	T38	2,890.00
1986	72	66	71	73	282	4	70.50	T17	7,908.33
1989	77	80			157	2	78.50	CUT	0.00
1990	77	75	77		229	3	76.33	T53	2,293.33
1991	69	69	72	71	281	4	70.25	T8	30,000.00
1992	73	74			147	2	73.50	CUT	0.00
1993	76	71			147	2	73.50	CUT	0.00
1994	76	71	70	83	300	4	75.00	T72	2,955.00
1996	77	71			148	2	74.00	CUT	0.00
Totals					3584	49	73.14		\$123,794.85

BEARD, FRANK

Year	1st	2nd	3rd	4th	Total	Rounds Played	Avg Score	Finish	Money
1977	79	73	76	74	302	4	75.50	T62	781.50
1978	75	71	81	78	305	4	76.25	T68	755.00
Totals					607	8	75.88		\$1,536.50

BECK, CHIP

Year	1st	2nd	3rd	4th	Total	Rounds Played	Avg Score	Finish	Money
1982	77	72	75	77	301	4	75.25	T72	1,500.00
1983	71	76	73	80	300	4	75.00	T65	1,640.00
1984	69	72	68	74	283	4	70.75	T3	26,000.00
1985	80	76			156	2	78.00	CUT	0.00
1986	71	66	70	71	278	4	69.50	T7	17,313.33
1987	70	69	69	68	276	4	69.00	T3	40,443.33
1988	72	76	69	67	284	4	71.00	T12	18,970.00
1989	80	72			152	2	76.00	CUT	0.00
1990	78	75	79		232	3	77.33	T68	2,010.00
1991	70	66	74	70	280	4	70.00	T6	41,700.00
1992	68	72	70	72	282	4	70.50	T35	6,137.86
1993	71	73	74	68	286	4	71.50	T34	7,070.00
1994	72	70	70	71	283	4	70.75	T14	25,500.00
1995	69	70	74	69	282	4	70.50	T34	8,967.50
Totals					3675	51	72.06		\$197,252.02

BECKMAN, CAMERON

Year	1st	2nd	3rd	4th	Total	Rounds Played	Avg Score	Finish	Money
2002	72	70	69	73	284	4	71.00	T32	22,860.00
2008	76	76			152	2	76.00	CUT	0.00
Totals					436	6	72.67		\$22,860.00

Player Records

BEEM, RICH

Year	1st	2nd	3rd	4th	Total	Rounds Played	Avg Score	Finish	Money
2000	71	69	75	75	290	4	72.50	T51	7,295.00
2001	71	70	76	74	291	4	72.75	T46	11,944.67
2004	71	71	72	75	289	4	72.25	T40	19,950.00
2005	72	78			150	2	75.00	CUT	0.00
2006	83	78			161	2	80.50	CUT	0.00
Totals					1181	16	73.81		\$39,189.67

BEGAY III, NOTAH

Year	1st	2nd	3rd	4th	Total	Rounds Played	Avg Score	Finish	Money
2000	72	74	68	75	289	4	72.25	T45	8,866.00
2003	71	82			153	2	76.50	CUT	0.00
Totals					442	6	73.67		\$8,866.00

BELJAN, CHARLIE

Year	1st	2nd	3rd	4th	Total	Rounds Played	Avg Score	Finish	Money
2013	72	80			152	2	76.00	CUT	0.00
Totals					152	2	76.00		\$0.00

BENEPE, JIM

Year	1st	2nd	3rd	4th	Total	Rounds Played	Avg Score	Finish	Money
1989	85	80			165	2	82.50	CUT	0.00
Totals					165	2	82.50		\$0.00

BENNETT, SAM

Year	1st	2nd	3rd	4th	Total	Rounds Played	Avg Score	Finish	Money
2023	71	73	72	84	300	4	75.00		43,800.00
Totals					300	4	75.00		\$43,800.00

BERGANIO JR, DAVID

Year	1st	2nd	3rd	4th	Total	Rounds Played	Avg Score	Finish	Money
2001	74	74			148	2	74.00	CUT	0.00
2002	74	73			147	2	73.50	CUT	0.00
Totals					295	4	73.75		\$0.00

BERGER, DANIEL

Year	1st	2nd	3rd	4th	Total	Rounds Played	Avg Score	Finish	Money
2015	71	76			147	2	73.50	CUT	0.00
2016	69	73	76	71	289	4	72.25	67	17,510.00
2020	73	75			148	2	74.00	CUT	0.00
2022	70	72	67	73	282	4	70.50	T5	411,600.00
Totals					866	12	72.17		\$429,110.00

BETTENCOURT, MATT

Year	1st	2nd	3rd	4th	Total	Rounds Played	Avg Score	Finish	Money
2009	71	68	68	75	282	4	70.50	T5	219,000.00
2011	68	72	75	74	289	4	72.25	T51	14,284.80
Totals					571	8	71.38		\$233,284.80

BEZUIDENHOUT, CHRISTIAAN

Year	1st	2nd	3rd	4th	Total	Rounds Played	Avg Score	Finish	Money
2020	72	69	78	72	291	4	72.75	T22	78,120.00
2021	69	77	72	72	290	4	72.50	T37	42,315.00
2023	73	70	71	77	291	4	72.75	T38	91,000.00
2024	72	67	74	72	285	4	71.25	4	1,000,000.00
Totals					1157	16	72.31		\$1,211,435.00

BHATIA, AKSHAY

Year	1st	2nd	3rd	4th	Total	Rounds Played	Avg Score	Finish	Money
2023	73	78			151	2	75.50	CUT	0.00
2024	69	72	75	76	292	4	73.00	T22	200,200.00
Totals					443	6	73.83		\$200,200.00

BIES, DON

Year	1st	2nd	3rd	4th	Total	Rounds Played	Avg Score	Finish	Money
1976	68	75	71	75	289	4	72.25	3	14,200.00
1977	71	79	74	73	297	4	74.25	T40	980.00
1978	74	71	80	77	302	4	75.50	T63	780.00
1979	72	76	76	77	301	4	75.25	T36	1,490.67
Totals					1189	16	74.31		\$17,450.67

BJORN, THOMAS

Year	1st	2nd	3rd	4th	Total	Rounds Played	Avg Score	Finish	Money
2004	71	76	78	75	300	4	75.00	T73	10,132.50
Totals					300	4	75.00		\$10,132.50

BLACK, RONNIE

Year	1st	2nd	3rd	4th	Total	Rounds Played	Avg Score	Finish	Money
1984	74	77	72	75	298	4	74.50	T56	1,625.00
1985	74	70	74	81	299	4	74.75	T54	1,637.75
1986	77	71			148	2	74.00	CUT	0.00
1987	70	76	70	73	289	4	72.25	T54	2,710.00
1992	69	71	67	75	282	4	70.50	T35	6,137.85
1997	73	72	71		216	3	72.00	T46	5,006.50
Totals					1532	21	72.95		\$17,117.10

BLACKBURN, WOODY

Year	1st	2nd	3rd	4th	Total	Rounds Played	Avg Score	Finish	Money
1977	76	79			155	2	77.50	CUT	0.00
1982	75	78			153	2	76.50	CUT	0.00
1985	81	73			154	2	77.00	CUT	0.00
1986	76	76			152	2	76.00	CUT	0.00
Totals					614	8	76.75		\$0.00

BLACKMAR, PHIL

Year	1st	2nd	3rd	4th	Total	Rounds Played	Avg Score	Finish	Money
1985	72	76	75	77	300	4	75.00	62	1,590.00
1986	69	74	68	71	282	4	70.50	T17	7,908.34
1987	82	77			159	2	79.50	CUT	0.00
1989	74	78			152	2	76.00	CUT	0.00
1991	77	71	75	73	296	4	74.00	T66	2,496.00
1992	74	76			150	2	75.00	CUT	0.00
1993	69	74	72	70	285	4	71.25	T30	8,890.00
1997	68	74	70		212	3	70.67	T21	19,760.00
1998	73	69	71	75	288	4	72.00	T51	5,148.00
Totals					2124	29	73.24		\$45,792.34

BLADON, WARREN

Year	1st	2nd	3rd	4th	Total	Rounds Played	Avg Score	Finish	Money
1997	81	76			157	2	78.50	CUT	0.00
Totals					157	2	78.50		\$0.00

BLAIR, ZAC

Year	1st	2nd	3rd	4th	Total	Rounds Played	Avg Score	Finish	Money
2015	75	68	70	77	290	4	72.50	T61	13,454.00
2016	69	67	68	75	279	4	69.75	T27	59,075.00
2017	75	72	71	76	294	4	73.50	T63	18,531.00
2020	76	78			154	2	77.00	CUT	0.00
Totals					1017	14	72.64		\$91,060.00

BLAKE, JAY DON

Year	1st	2nd	3rd	4th	Total	Rounds Played	Avg Score	Finish	Money
1988	73	76	71	71	291	4	72.75	T35	5,011.00
1991	69	71	72	69	281	4	70.25	T8	30,000.00
1992	74	68	73	70	285	4	71.25	T54	2,951.00
1993	71	74	76	72	293	4	73.25	T63	2,982.00
1994	74	75			149	2	74.50	CUT	0.00
1995	68	71	69	73	281	4	70.25	T29	11,050.00
1996	72	73	73	75	293	4	73.25	T67	3,690.00
1997	72	71	71		214	3	71.33	T32	10,513.00
2000	76	72	76	73	297	4	74.25	T9	5,704.00
2002	76	69	75	70	290	4	72.50	T65	9,315.00
Totals					2674	37	72.27		\$81,216.00

BLANCAS, HOMERO

Year	1st	2nd	3rd	4th	Total	Rounds Played	Avg Score	Finish	Money
1976	77	73	76	73	299	4	74.75	T26	1,450.00
1977	73	74	76	76	299	4	74.75	T48	890.00
1978	79	81			160	2	80.00	CUT	0.00
Totals					758	10	75.80		\$2,340.00

BLANKS, KRIS

Year	1st	2nd	3rd	4th	Total	Rounds Played	Avg Score	Finish	Money
2010	71	78			149	2	74.50	CUT	0.00
2011	74	80			154	2	77.00	CUT	0.00
2012	76	76			152	2	75.00	CUT	0.00
Totals					455	6	75.83		\$0.00

BLIXT, JONAS

Year	1st	2nd	3rd	4th	Total	Rounds Played	Avg Score	Finish	Money
2012	74	77			151	2	75.50	CUT	0.00
2016	71	69	69	73	282	4	70.50	T46	25,500.00
2017	75	69	70	73	287	4	71.75	T31	52,743.75
2018	71	77			148	2	74.00	CUT	0.00
Totals					868	12	72.33		\$78,243.75

Player Records

BOHN, JASON

Year	1st	2nd	3rd	4th	Total	Rounds Played	Avg Score	Finish	Money
2006	72	72	74	72	291	4	72.75	T38	25,300.00
2007	72	71			143	2	71.50	WD	0.00
2008	72	71	74	73	290	4	72.50	T20	65,000.00
2010	74	78			152	2	76.00	CUT	0.00
2011	70	71	76	72	289	4	72.25	T51	14,284.80
2014	73	76			149	2	74.50	CUT	0.00
2015	75	67	74	72	288	4	72.00	T52	14,458.40
2016	67	71	71	77	286	4	71.50	T61	18,360.00
Totals					1888	26	72.62		\$137,403.20

BOLLI, JUSTIN

Year	1st	2nd	3rd	4th	Total	Rounds Played	Avg Score	Finish	Money
2008	79	85			164	2	82.00	CUT	0.00
2013	75	79			154	2	77.00	CUT	0.00
Totals					318	4	79.50		\$0.00

BOOKER, ERIC

Year	1st	2nd	3rd	4th	Total	Rounds Played	Avg Score	Finish	Money
1999	75	73	72	74	294	4	73.50	T65	5,329.50
Totals					294	4	73.50		\$5,329.50

BOOROS, JIM

Year	1st	2nd	3rd	4th	Total	Rounds Played	Avg Score	Finish	Money
1982	82	78			160	2	80.00	CUT	0.00
1989	82	79			161	2	80.50	CUT	0.00
Totals					321	4	80.25		\$0.00

BOROS, GUY

Year	1st	2nd	3rd	4th	Total	Rounds Played	Avg Score	Finish	Money
1995	71	80			151	2	75.50	CUT	0.00
1996	79	74			153	2	76.50	CUT	0.00
1997	68	68	74		210	3	70.00	T14	34,200.00
Totals					514	7	73.43		\$34,200.00

BOROS, JULIUS

Year	1st	2nd	3rd	4th	Total	Rounds Played	Avg Score	Finish	Money
1976	73	78	78	74	303	4	75.75	T47	535.00
Totals					303	4	75.75		\$535.00

BOWDITCH, STEVEN

Year	1st	2nd	3rd	4th	Total	Rounds Played	Avg Score	Finish	Money
2014	75	70			145	2	72.50	CUT	0.00
2015	69	71	68	80	288	4	72.00	T52	14,458.40
2016	77	78			155	2	77.50	CUT	0.00
2017	72	78			150	2	75.00	CUT	0.00
Totals					738	10	73.80		\$14,458.40

BRADLEY, KEEGAN

Year	1st	2nd	3rd	4th	Total	Rounds Played	Avg Score	Finish	Money
2011	76	72			148	2	74.00	CUT	0.00
2012	76	74			150	2	75.00	CUT	0.00
2013	71	74	75	72	292	4	73.00	T50	15,252.00
2014	67	75	70	73	285	4	71.25	T37	25,420.00
2015	68	74	65	70	277	4	69.25	T8	179,800.00
2016	68	69	70	69	276	4	69.00	T8	246,500.00
2017	70	81			151	2	75.50	CUT	0.00
2018	68	70	70	71	279	4	69.75	T23	76,985.00
2019	74	74			148	2	74.00	CUT	0.00
2020	73	73	77	78	301	4	75.25	T68	19,158.00
2021	78	72			150	2	75.00	CUT	0.00
2022	69	75	69	77	290	4	72.50	T37	51,000.00
2023	74	73	65	78	290	4	72.50	T30	117,250.00
2024	70	69	78	80	297	4	74.25	T43	72,000.00
Totals					3334	46	72.48		\$803,365.00

BRADLEY, MICHAEL

Year	1st	2nd	3rd	4th	Total	Rounds Played	Avg Score	Finish	Money
1993	72	66	76	75	289	4	72.25	T50	3,328.00
1996	72	70	70	71	283	4	70.75	T14	31,500.00
1997	72	70	73		215	3	71.67	T38	7,600.00
1999	70	88			158	2	79.00	CUT	0.00
Totals					945	13	72.69		\$42,428.00

BRAMLETT, JOSEPH

Year	1st	2nd	3rd	4th	Total	Rounds Played	Avg Score	Finish	Money
2023	73	70	70	75	288	4	72.00	T16	275,500.00
Totals					288	4	72.00		\$275,500.00

BRAND, GORDON

Year	1st	2nd	3rd	4th	Total	Rounds Played	Avg Score	Finish	Money
1987	74	76			150	2	75.00	CUT	0.00
Totals					150	2	75.00		\$0.00

BRANNAN, MICHAEL

Year	1st	2nd	3rd	4th	Total	Rounds Played	Avg Score	Finish	Money
1979	77	83			160	2	80.00	CUT	0.00
1980	79	77			156	2	78.00	CUT	0.00
Totals					316	4	79.00		\$0.00

BREHAUT, JEFF

Year	1st	2nd	3rd	4th	Total	Rounds Played	Avg Score	Finish	Money
2006	71	75	75	74	295	4	73.75	T57	12,765.00
Totals					295	4	73.75		\$12,765.00

BREHM, RYAN

Year	1st	2nd	3rd	4th	Total	Rounds Played	Avg Score	Finish	Money
2022	79	77			156	2	78.00	CUT	0.00
Totals					156	2	78.00		\$0.00

BREWER JR., GAY

Year	1st	2nd	3rd	4th	Total	Rounds Played	Avg Score	Finish	Money
1976	74	73	76	79	302	4	75.50	T38	780.00
1977	76	76	78	73	303	4	75.75	T66	766.50
Totals					605	8	75.63		\$1,546.50

BRIGHT, MIKE

Year	1st	2nd	3rd	4th	Total	Rounds Played	Avg Score	Finish	Money
1985	77	73	74	78	302	4	75.50	T64	1,550.00
Totals					302	4	75.50		\$1,550.00

BRISKY, MIKE

Year	1st	2nd	3rd	4th	Total	Rounds Played	Avg Score	Finish	Money
1997	71	70	73		214	3	71.33	T32	10,513.33
1998	72	77			149	2	74.50	CUT	0.00
Totals					363	5	72.60		\$10,513.33

BRITTON, BILL

Year	1st	2nd	3rd	4th	Total	Rounds Played	Avg Score	Finish	Money
1983	77	84			161	2	80.50	CUT	0.00
1990	81	74	72		227	3	75.67	T38	4,300.00
1991	78	75			153	2	76.50	CUT	0.00
1992	68	74	68	75	285	4	71.25	T54	2,951.00
1993	72	74			146	2	73.00	CUT	0.00
Totals					972	13	74.77		\$7,251.00

BROOKS, MARK

Year	1st	2nd	3rd	4th	Total	Rounds Played	Avg Score	Finish	Money
1989	74	78			152	2	76.00	CUT	0.00
1990	76	70	72		218	3	72.67	T3	48,000.00
1992	67	68	69	71	275	4	68.75	T5	49,400.00
1994	64	75	70	71	280	4	70.00	T7	48,375.00
1995	69	75	69	70	283	4	70.75	T38	6,630.00
1996	74	69	69	74	286	4	71.50	T26	13,590.00
1998	68	75	72	72	287	4	71.75	T48	5,764.00
1999	72	71	75	75	293	4	73.25	T59	5,533.83
2000	72	69	72	73	286	4	71.50	T33	16,378.00
2001	72	72	72	70	286	4	71.50	T24	33,210.00
2003	76	80			156	2	78.00	CUT	0.00
2006	70	71	79	66	286	4	71.50	T18	63,077.50
2008	80	74			154	2	77.00	CUT	0.00
2009	75	73	76	75	299	4	74.75	T69	12,120.00
Totals					3541	49	72.27		\$302,078.33

BROWN, BILLY RAY

Year	1st	2nd	3rd	4th	Total	Rounds Played	Avg Score	Finish	Money
1990	77	78	73		228	3	76.00	T43	2,922.00
1991	77	71	72	79	299	4	74.75	T73	2,364.00
1992	77	71			148	2	74.00	CUT	0.00
1999	78	73			151	2	75.50	CUT	0.00
Totals					826	11	75.09		\$5,286.00

BROWN, KEN

Year	1st	2nd	3rd	4th	Total	Rounds Played	Avg Score	Finish	Money
1984	78	77			155	2	77.50	CUT	0.00
Totals					155	2	77.50		\$0.00

Player Records

BROWN, SCOTT

Year	1st	2nd	3rd	4th	Total	Rounds Played	Avg Score	Finish	Money
2013	75	73			148	2	74.00	CUT	0.00
2014	70	69	71	71	281	4	70.25	T13	124,000.00
2015	71	73			144	2	72.00	CUT	0.00
2016	69	67	69	74	279	4	69.75	T27	59,075.00
2017	75	75			150	2	75.00	CUT	0.00
2018	72	74			146	2	73.00	CUT	0.00
2019	75	72			147	2	73.50	CUT	0.00
Totals					1295	18	71.94		\$183,075.00

BROWNE, OLIN

Year	1st	2nd	3rd	4th	Total	Rounds Played	Avg Score	Finish	Money
2000	71	68	72	71	282	4	70.50	T13	58,125.00
2001	73	76			149	2	74.50	CUT	0.00
2002	70	71	71	73	285	4	71.25	T42	16,650.00
Totals					716	10	71.60		\$74,775.00

BRYAN, WESLEY

Year	1st	2nd	3rd	4th	Total	Rounds Played	Avg Score	Finish	Money
2018	68	68	72	77	285	4	71.25	T52	20,754.80
Totals					285	4	71.25		\$20,754.80

BRYANT, BART

Year	1st	2nd	3rd	4th	Total	Rounds Played	Avg Score	Finish	Money
1991	75	70	72	79	296	4	74.00	T66	2,496.00
2005	69	69	66	68	272	4	68.00	1	990,000.00
2006	70	75	71	70	286	4	71.50	T18	63,077.50
2007	73	72	75	70	290	4	72.50	T62	12,780.00
2008	76	74	71	74	295	4	73.75	T46	16,045.71
2009	73	79			152	2	76.00	CUT	0.00
Totals					1591	22	72.32		\$1,084,399.21

BRYANT, BRAD

Year	1st	2nd	3rd	4th	Total	Rounds Played	Avg Score	Finish	Money
1980	73	71	70	76	290	4	72.50	T29	1,964.16
1981	71	78	82	77	308	4	77.00	T73	1,500.00
1982	85	74			159	2	79.50	CUT	0.00
1983	77	72	77	75	301	4	75.25	C8	1,620.00
1984	77	75			152	2	76.00	CUT	0.00
1989	71	78	72	73	294	4	73.50	T45	4,265.00
1990	78	81			159	2	79.50	CUT	0.00
1992	74	72			146	2	73.00	CUT	0.00
1993	71	84			155	2	77.50	WD	0.00
1995	69	71	69	71	280	4	70.00	T21	15,958.75
1996	73	73	72	74	292	4	73.00	T65	3,762.00
Totals					2536	34	74.59		\$29,069.91

BUCKLEY, HAYDEN

Year	1st	2nd	3rd	4th	Total	Rounds Played	Avg Score	Finish	Money
2023	80	77			157	2	78.50	CUT	0.00
Totals					157	2	78.50		\$0.00

BURGOON, BRONSON

Year	1st	2nd	3rd	4th	Total	Rounds Played	Avg Score	Finish	Money
2019	73	74			147	2	73.50	CUT	0.00
Totals					147	2	73.50		\$0.00

BURKE, PATRICK

Year	1st	2nd	3rd	4th	Total	Rounds Played	Avg Score	Finish	Money
1996	75				75	1	75.00	WD	0.00
Totals					75	1	75.00		\$0.00

BURNS, BOB

Year	1st	2nd	3rd	4th	Total	Rounds Played	Avg Score	Finish	Money
2023	75	68	82	74	299	4	74.75	T58	11,050.00
Totals					299	4	74.75		\$11,050.00

BURNS, GEORGE

Year	1st	2nd	3rd	4th	Total	Rounds Played	Avg Score	Finish	Money
1976	81				81	1	81.00	WD	0.00
1977	76	73	78	75	302	4	75.50	T62	781.50
1978	71	74	78	74	297	4	74.25	T36	1,203.00
1979	76	78	73	68	295	4	73.75	T10	7,800.00
1980	72	77	74	74	297	4	74.25	T63	1,546.50
1981	73	73	73	79	298	4	74.50	T46	1,830.00
1982	74	70	76	75	295	4	73.75	T58	1,611.50
1983	75	80			155	2	77.50	CUT	0.00
1984	73	74	71	72	290	4	72.50	T22	5,140.67
1985	72	74	71	69	286	4	71.50	T4	22,963.34
1986	69	72	72	74	287	4	71.75	T44	2,220.00
1987	73	72	71	77	293	4	73.25	T66	2,552.50
Totals					3176	43	73.86		\$47,649.01

BURNS, SAM

Year	1st	2nd	3rd	4th	Total	Rounds Played	Avg Score	Finish	Money
2018	73	71	81	MDF	225	3	75.00	81	15,842.00
2019	81				81	1	81.00	WD	0.00
2021	71	71	75	76	293	4	73.25	T50	23,343.00
2023	71	71	73	73	288	4	72.00	T16	275,500.00
2024	71	75	71	73	290	4	72.50	T15	329,000.00
Totals					1177	16	73.56		\$643,685.00

BYMAN, BOB

Year	1st	2nd	3rd	4th	Total	Rounds Played	Avg Score	Finish	Money
1979	81	77			158	2	79.00	CUT	0.00
1980	71	75	71	81	298	4	74.50	T65	1,536.50
Totals					456	6	76.00		\$1,536.50

BYRD, JONATHAN

Year	1st	2nd	3rd	4th	Total	Rounds Played	Avg Score	Finish	Money
2002	78	69			147	2	73.50	CUT	0.00
2003	74	72	71	74	291	4	72.75	T29	32,500.00
2004	80	76			156	2	78.00	CUT	0.00
2005	75	72			147	2	73.50	CUT	0.00
2007	70	80			150	2	75.00	CUT	0.00
2008	76	76			152	2	76.00	CUT	0.00
2009	69	68	71	72	280	4	70.00	T3	348,000.00
2010	72	76			148	2	74.00	CUT	0.00
2011	71	67	69	73	280	4	70.00	T7	174,116.66
2012	71	70	72	71	284	4	71.00	T6	215,450.00
2013	77	76			153	2	76.50	CUT	0.00
2015	68	71	71	76	286	4	71.50	T40	21,727.55
Totals					2474	34	72.76		\$791,794.21

BYRUM, CURT

Year	1st	2nd	3rd	4th	Total	Rounds Played	Avg Score	Finish	Money
1987	64	71	69	71	275	4	68.75	2	84,000.00
1988	74	75	74	76	299	4	74.75	T67	2,542.50
1989	83				83	1	83.00	WD	0.00
1990	76	78	75		229	3	76.33	T53	2,293.34
Totals					886	12	73.83		\$88,835.84

BYRUM, TOM

Year	1st	2nd	3rd	4th	Total	Rounds Played	Avg Score	Finish	Money
1986	72	74	71	74	291	4	72.75	T61	1,585.00
1987	74	72	76	78	300	4	75.00	T77	2,500.00
1988	74	70	73	75	292	4	73.00	T41	3,837.14
1989	76	71	72	68	287	4	71.75	T12	19,722.50
1990	78	75	80		233	3	77.67	T2	1,960.00
1998	70	76			146	2	73.00	CUT	0.00
Totals					1549	21	73.76		\$29,604.64

CABRERA, ANGEL

Year	1st	2nd	3rd	4th	Total	Rounds Played	Avg Score	Finish	Money
2010	73	75			148	2	74.00	CUT	0.00
2011	70	73	71	70	284	4	71.00	T22	54,405.00
2012	75	74			149	2	74.50	CUT	0.00
2016	75				75	1	75.00	WD	0.00
Totals					656	9	72.89		\$54,405.00

CABRERA BELLO, RAFA

Year	1st	2nd	3rd	4th	Total	Rounds Played	Avg Score	Finish	Money
2016	69	73	71	71	284	4	71.00	T52	19,822.00
2017	79	71			150	2	75.00	CUT	0.00
2019	72	71	74	70	287	4	71.75	T41	31,850.00
2020	74	75			149	2	74.50	CUT	0.00
2021	68	72	78	72	290	4	72.50	T37	42,315.00
2022	74	74			148	2	74.00	CUT	0.00
Totals					1308	18	72.50		\$93,987.00

Player Records

CADLE, GEORGE

Year	1st	2nd	3rd	4th	Total	Rounds Played	Avg Score	Finish	Money
1976	78	83			161	2	80.50	CUT	0.00
1977	74	78	78	74	304	4	76.00	T68	756.50
1978	74	74	80	77	305	4	76.25	T68	755.00
1980	75	78			153	2	76.50	CUT	0.00
Totals					923	12	76.92		\$1,511.50

CALCAVECCHIA, MARK

Year	1st	2nd	3rd	4th	Total	Rounds Played	Avg Score	Finish	Money
1987	73	70	73	74	290	4	72.50	T61	2,627.50
1988	73	75	71	70	289	4	72.25	T28	6,758.00
1989	72	68	73	70	283	4	70.75	T4	40,835.00
1990	88				88	1	WD		0.00
1991	73	71	72	73	289	4	72.25	T38	4,560.00
1992	73	71	71	75	290	4	72.50	T71	2,535.00
1993	75	80			155	2	77.50	WD	0.00
1994	74	74	68	76	292	4	73.00	T54	3,435.00
1995	69	71	66	67	273	4	68.25	T2	126,933.33
1996	72	75	71	65	283	4	70.75	T14	31,500.00
1997	73	70	67		210	3	70.00	T14	34,200.00
1998	68	69	72	70	279	4	69.75	T7	66,275.00
1999	71	67	71	76	285	4	71.25	T24	20,181.42
2000	71	72	73	72	288	4	72.00	T41	11,780.00
2001	69	73	74	73	289	4	72.25	T40	16,810.00
2002	75	76			151	2	75.50	CUT	0.00
2003	69	70	70	73	282	4	70.50	9	145,000.00
2004	74	72	73	75	294	4	73.50	62	11,340.00
2005	73	74			147	2	73.50	CUT	0.00
2006	71	71	79	71	292	4	73.00	T42	20,700.00
2007	70	70	72	72	284	4	71.00	T35	28,950.00
2008	72	84			156	2	78.00	CUT	0.00
2009	72	79			151	2	75.50	CUT	0.00
2010	72	72	74	75	293	4	73.25	66	12,480.00
Totals					5933	82	72.35		\$586,900.25

CALDWELL, REX

Year	1st	2nd	3rd	4th	Total	Rounds Played	Avg Score	Finish	Money
1977	73	80	80	82	315	4	78.75	75	750.00
1978	68	75	76	78	297	4	74.25	T36	1,203.00
1979	75	79	77	76	307	4	76.75	T62	1,036.50
1980	70	77	74	72	293	4	73.25	T47	1,680.00
1981	73	77	77	79	306	4	76.50	T70	1,525.00
1982	76	84			160	2	80.00	CUT	0.00
1983	72	76	70	72	290	4	72.50	T28	2,992.00
1985	75	76			151	2	75.50	CUT	0.00
Totals					2119	28	75.68		\$9,186.50

CALFEE, BILL

Year	1st	2nd	3rd	4th	Total	Rounds Played	Avg Score	Finish	Money
1980	78	77			155	2	77.50	CUT	0.00
Totals					155	2	77.50		\$0.00

CAMPBELL, CHAD

Year	1st	2nd	3rd	4th	Total	Rounds Played	Avg Score	Finish	Money
2002	76	69	72	73	290	4	72.50	T65	9,315.00
2003	67	70	74	70	281	4	70.25	T7	161,250.00
2004	72	73	74	68	287	4	71.75	T24	39,725.00
2005	74	70	68	73	285	4	71.25	T30	34,925.00
2008	76	81			157	2	78.50	CUT	0.00
Totals					1300	18	72.22		\$245,215.00

CANIPE, DAVID

Year	1st	2nd	3rd	4th	Total	Rounds Played	Avg Score	Finish	Money
1988	74	74	74	71	293	4	73.25	T48	2,977.00
Totals					293	4	73.25		\$2,977.00

CANTLAY, PATRICK

Year	1st	2nd	3rd	4th	Total	Rounds Played	Avg Score	Finish	Money
2017	71	72	74	71	288	4	72.00	T35	42,891.00
2018	68	69	66	71	274	4	68.50	4	427,200.00
2019	68	69	68	64	269	4	67.25	1	1,638,000.00
2020	70	70	73	79	292	4	73.00	T32	51,925.00
2021	69	67	68	71	275	4	68.75	P1	1,674,000.00
2022	72	69	69	71	281	4	70.25	T3	708,000.00
2023	71	67	74	78	290	4	72.50	T30	117,250.00
2024	75	76			151	2	75.50	CUT	0.00
Totals					2120	30	70.67		\$4,659,266.00

CARNEVALE, MARK

Year	1st	2nd	3rd	4th	Total	Rounds Played	Avg Score	Finish	Money
1993	72	75			147	2	73.50	CUT	0.00
Totals					147	2	73.50		\$0.00

CARTER, JIM

Year	1st	2nd	3rd	4th	Total	Rounds Played	Avg Score	Finish	Money
1988	79	76			155	2	77.50	CUT	0.00
1989	71	79	72	70	292	4	73.00	T34	6,115.72
1990	79	83			162	2	81.00	CUT	0.00
1998	74	71	69	75	289	4	72.25	T58	4,884.00
2000	77	72			149	2	74.50	CUT	0.00
2001	75	75			150	2	75.00	CUT	0.00
Totals					1197	16	74.81		\$10,999.72

CASEY, PAUL

Year	1st	2nd	3rd	4th	Total	Rounds Played	Avg Score	Finish	Money
2006	70	73	70	73	286	4	71.50	T18	63,077.50
2007	72	69	70	72	283	4	70.75	T31	36,375.00
2008	76	71	79	71	297	4	74.25	T58	13,380.00
2009	73	70	75	78	296	4	74.00	T63	12,660.00
2014	66	66	76	73	281	4	70.25	T13	124,000.00
2016	70	77			147	2	73.50	CUT	0.00
2020	71	77			148	2	74.00	CUT	0.00
Totals					1738	24	72.42		\$249,492.50

CASPER, BILLY

Year	1st	2nd	3rd	4th	Total	Rounds Played	Avg Score	Finish	Money
1979	82	76			158	2	79.00	CUT	0.00
Totals					158	2	79.00		\$0.00

CASTRO, ROBERTO

Year	1st	2nd	3rd	4th	Total	Rounds Played	Avg Score	Finish	Money
2013	71	70	75	71	287	4	71.75	T21	58,202.50
2014	76	71			147	2	73.50	CUT	0.00
2016	70	70	71	66	277	4	69.25	T11	158,666.67
2017	77	73			150	2	75.00	CUT	0.00
Totals					861	12	71.75		\$216,869.17

CAULEY, BUD

Year	1st	2nd	3rd	4th	Total	Rounds Played	Avg Score	Finish	Money
2012	70	76	77	72	295	4	73.75	T52	14,539.00
2013	71	73	76	69	289	4	72.25	T34	33,480.00
2016	69	73	66	73	281	4	70.25	T38	34,000.00
2017	75	67	70	74	286	4	71.50	T25	66,410.00
2018	77	76			153	2	76.50	CUT	0.00
2019	67	70	70	72	279	4	69.75	T9	236,600.00
2020	75	71	73	76	295	4	73.75	T44	30,225.00
Totals					1878	26	72.23		\$415,254.00

CEJKA, ALEX

Year	1st	2nd	3rd	4th	Total	Rounds Played	Avg Score	Finish	Money
2004	78	73			151	2	75.50	CUT	0.00
2005	69	71	73	74	287	4	71.75	T39	22,000.00
2007	71	72	68	69	280	4	70.00	T21	69,600.00
2009	73	68	73	73	287	4	71.75	T23	55,200.00
2010	71	67	74	73	285	4	71.25	T28	40,800.00
2011	71	72	74	80	297	4	74.25	T71	12,152.00
2015	73	78			151	2	75.50	DQ	0.00
2016	70	72	68	75	285	4	71.25	T57	18,955.00
2017	74	73	75	71	293	4	73.25	T57	19,227.00
2018	69	70	72	72	283	4	70.75	T40	35,600.00
Totals					2599	36	72.19		\$273,534.00

CERRUDO, RON

Year	1st	2nd	3rd	4th	Total	Rounds Played	Avg Score	Finish	Money
1976	76	74	73	75	298	4	74.50	T24	1,710.00
1977	76	77	75	78	306	4	76.50	T71	750.00
1978	77	77			154	2	77.00	CUT	0.00
Totals					758	10	75.80		\$2,460.00

Player Records

CHALMERS, GREG

Year	1st	2nd	3rd	4th	Total	Rounds Played	Avg Score	Finish	Money
1999	76	68	71	72	287	4	71.75	T35	11,777.37
2000	71	75	72	71	289	4	72.25	T45	8,866.00
2001	72	68	71	74	285	4	71.25	T20	47,765.00
2002	83	72			155	2	77.50	CUT	0.00
2010	74	70	70	74	288	4	72.00	T47	15,864.00
2012	71	71	77	73	292	4	73.00	T38	24,800.00
2013	78	71			149	2	74.50	CUT	0.00
2014	71	72	75	75	293	4	73.25	T72	12,090.00
2015	69	73	70	72	284	4	71.00	T31	36,766.00
2017	75	68	77	72	292	4	73.00	T52	20,288.40
Totals					2614	36	72.61		\$178,216.77

CHAMBLEE, BRANDEL

Year	1st	2nd	3rd	4th	Total	Rounds Played	Avg Score	Finish	Money
1995	73	73			146	2	73.00	CUT	0.00
1996	76	76			152	2	76.00	CUT	0.00
1998	71	72	66	69	278	4	69.50	T5	83,600.00
1999	78	77			155	2	77.50	CUT	0.00
Totals					731	10	73.10		\$83,600.00

CHAMP, CAMERON

Year	1st	2nd	3rd	4th	Total	Rounds Played	Avg Score	Finish	Money
2019	72	77			149	2	74.50	CUT	0.00
2020	75	77			152	2	76.00	CUT	0.00
2021	82				82	1	82.00	WD	0.00
2022	72	77			149	2	74.50	CUT	0.00
Totals					532	7	76.00		\$0.00

CHAPPELL, KEVIN

Year	1st	2nd	3rd	4th	Total	Rounds Played	Avg Score	Finish	Money
2009	86	75			161	2	80.50	CUT	0.00
2011	69	73	68	76	286	4	71.50	T37	27,900.00
2012	74	74			148	2	74.00	CUT	0.00
2013	71	71	68	68	278	4	69.50	2	669,600.00
2014	73	72			145	2	72.50	CUT	0.00
2015	71	72	71	73	287	4	71.75	T49	15,665.33
2016	71	70	70	72	283	4	70.75	T48	21,930.00
2017	76	69	71	76	292	4	73.00	T52	20,288.40
2018	76	70			146	2	73.00	CUT	0.00
Totals					2026	28	72.36		\$755,383.73

CHEESMAN, BARRY

Year	1st	2nd	3rd	4th	Total	Rounds Played	Avg Score	Finish	Money
1998	72	75			147	2	73.50	CUT	0.00
Totals					147	2	73.50		\$0.00

CHEN, TZE-CHUNG "T.C."

Year	1st	2nd	3rd	4th	Total	Rounds Played	Avg Score	Finish	Money
1983	80	76			156	2	78.00	CUT	0.00
Totals					156	2	78.00		\$0.00

CHOI, KYOUNG-JU "K.J."

Year	1st	2nd	3rd	4th	Total	Rounds Played	Avg Score	Finish	Money
1999	69	72	76	68	285	4	71.25	T24	20,181.43
2001	75	73			148	2	74.00	CUT	0.00
2002	71	74	71	68	284	4	71.00	T32	22,860.00
2003	70	70	73	73	286	4	71.50	T13	91,000.00
2004	71	67	68	72	278	4	69.50	5	210,000.00
2005	69	72	69	68	278	4	69.50	T8	148,500.00
2006	71	76	73	76	296	4	74.00	T62	12,247.50
2007	69	70	67	65	271	4	67.75	1	1,080,000.00
2008	76	74	74	72	296	4	74.00	T53	13,824.00
2009	73	70	72	70	285	4	71.25	T3	126,000.00
2010	69	74	71	75	289	4	72.25	T52	14,160.00
2011	70	73	73	68	284	4	71.00	T22	54,405.00
2012	74	71	77	68	290	4	72.50	T19	72,540.00
2013	72	74	70	71	287	4	71.75	T21	58,202.50
2014	73	71	72	68	284	4	71.00	T28	38,646.67
2015	71	73			144	2	72.00	CUT	0.00
2016	68	69	69	78	284	4	71.00	T52	19,822.00
2017	78	69	75	74	296	4	74.00	T67	17,661.00
2018	80	74			154	2	77.00	CUT	0.00
2019	76	67	77	77	297	4	74.25	T71	17,927.00
2020	79	81			160	2	80.00	CUT	0.00
2021	74	73			147	2	73.50	CUT	0.00
2023	81	75			156	2	78.00	CUT	0.00
Totals					5779	80	72.24		2,017,977.10

CHOPRA, DANIEL

Year	1st	2nd	3rd	4th	Total	Rounds Played	Avg Score	Finish	Money
2007	71	72	74	71	288	4	72.00	T55	13,620.00
2008	76	68	76	76	296	4	74.00	T53	13,824.00
2009	72	69	73	72	286	4	71.50	T14	90,133.34
Totals					870	12	72.50		\$117,577.34

CHRISTIE, MICHAEL

Year	1st	2nd	3rd	4th	Total	Rounds Played	Avg Score	Finish	Money
1997	72	76			148	2	74.00	CUT	0.00
Totals					148	2	74.00		\$0.00

CINK, STEWART

Year	1st	2nd	3rd	4th	Total	Rounds Played	Avg Score	Finish	Money
1996	73	72	71	73	289	4	72.25	T43	5,772.00
1997	79	73			152	2	76.00	CUT	0.00
1998	75	69	70	71	285	4	71.25	T38	9,240.00
1999	69	71	73	72	285	4	71.25	T24	20,181.43
2000	76	72	69	72	289	4	72.25	T45	8,866.00
2001	72	69	67	71	279	4	69.75	4	196,800.00
2002	66	70	69	73	278	4	69.50	T9	117,000.00
2003	70	69	72	69	280	4	70.00	6	180,000.00
2004	70	74	75	70	289	4	72.25	T40	19,950.00
2005	69	69	76	74	288	4	72.00	T45	15,415.71
2006	69	74	70	70	283	4	70.75	T12	126,500.00
2007	69	71	65	69	274	4	68.50	T5	210,750.00
2008	71	77	69	75	292	4	73.00	T30	34,133.34
2009	68	72	72	71	283	4	70.75	T8	180,000.00
2010	70	67	71	70	278	4	69.50	T8	180,000.00
2011	68	73	74	70	285	4	71.25	T30	36,845.71
2012	71	73	73	74	291	4	72.75	T25	40,776.92
2013	70	72	76	70	288	4	72.00	T29	40,300.00
2014	71	73	72	71	287	4	71.75	T49	15,148.67
2015	72	71	71	70	284	4	71.00	T31	36,766.00
2017	72	73	68	73	286	4	71.50	T25	66,410.00
2018	75	73			148	2	74.00	CUT	0.00
2020	73	74	74	79	300	4	75.00	T62	20,088.00
2021	70	74	77	71	292	4	73.00	T47	26,009.00
2022	71	81			152	2	76.00	CUT	0.00
2023	73	71	78	76	298	4	74.50	T60	44,800.00
Totals					7035	98	71.79		\$1,631,752.78

CLAAR, BRIAN

Year	1st	2nd	3rd	4th	Total	Rounds Played	Avg Score	Finish	Money
1989	80	78			158	2	79.00	CUT	0.00
1991	73	70	74	70	287	4	71.75	T29	7,465.71
1992	71	69	68	73	281	4	70.25	T26	8,847.22
1993	70	69	74	72	285	4	71.25	T30	8,890.00
1995	71	71	73	75	290	4	72.50	T66	3,451.00
Totals					1301	18	72.28		\$28,653.93

CLAMPETT, BOBBY

Year	1st	2nd	3rd	4th	Total	Rounds Played	Avg Score	Finish	Money
1980	77	72	69	73	291	4	72.75	T41	(A)
1981	68	79	71	83	301	4	75.25	T60	1,610.00
1982	74	68	70	74	286	4	71.50	T11	7,420.00
1983	71	73	74	75	293	4	73.25	T41	2,108.33
1984	74	78			152	2	76.00	CUT	0.00
1988	85	71			156	2	78.00	CUT	0.00
Totals					1479	20	73.95		\$11,138.33

CLARK II, MICHAEL

Year	1st	2nd	3rd	4th	Total	Rounds Played	Avg Score	Finish	Money
2001	72	78			150	2	75.00	CUT	0.00
Totals					150	2	75.00		\$0.00

CLARK, HOWARD

Year	1st	2nd	3rd	4th	Total	Rounds Played	Avg Score	Finish	Money
1987	72	74	73	70	289	4	72.25	T54	2,710.00
1989	79	71	75	70	295	4	73.75	T51	3,842.50
1992	75	72			147	2	73.50	CUT	0.00
Totals					731	10	73.10		\$6,552.50

Player Records

CLARK, TIM

Year	1st	2nd	3rd	4th	Total	Rounds Played	Avg Score	Finish	Money
2002	77	64	68	71	280	4	70.00	T16	72,000.00
2003	74	72	79	72	297	4	74.25	T52	11,725.00
2004	73	75	69	72	289	4	72.25	T40	19,950.00
2006	69	69	75	73	286	4	71.50	T18	63,077.50
2010	70	71	75	79	295	4	73.75	T68	12,180.00
2014	73	72			145	2	72.50	CUT	0.00
Totals					1592	22	72.36		\$178,932.50

CLARK, WYNDHAM

Year	1st	2nd	3rd	4th	Total	Rounds Played	Avg Score	Finish	Money
2020	72	79			151	2	75.50	CUT	0.00
2021	74	78			152	2	76.00	CUT	0.00
2022	68	76	73	73	290	4	72.50	T37	51,000.00
2023	70	71	70	76	287	4	71.75	T12	410,000.00
2024	77	72			149	2	74.50	CUT	0.00
Totals					1029	14	73.50		\$461,000.00

CLAXTON, WILL

Year	1st	2nd	3rd	4th	Total	Rounds Played	Avg Score	Finish	Money
2012	74	75			149	2	74.50	CUT	0.00
Totals					149	2	74.50		\$0.00

CLEARWATER, KEITH

Year	1st	2nd	3rd	4th	Total	Rounds Played	Avg Score	Finish	Money
1987	72	72	72	68	284	4	71.00	T30	5,769.00
1988	78	74			152	2	76.00	CUT	0.00
1989	71	74	70	75	290	4	72.50	T24	8,921.66
1990	82	73	82		237	3	79.00	T3	1,940.00
1991	73	71	78	79	301	4	75.25	T75	2,316.00
1992	68	70	74	74	286	4	71.50	T60	2,808.00
1993	70	73	72	71	286	4	71.50	T34	7,070.00
1994	73	73	72	78	296	4	74.00	T67	3,105.00
Totals					2132	29	73.52		\$31,929.66

CLEMENTS, LENNIE

Year	1st	2nd	3rd	4th	Total	Rounds Played	Avg Score	Finish	Money
1982	74	77			151	2	75.50	CUT	0.00
1986	69	68	72	73	282	4	70.50	T17	7,908.33
1987	70	76	73	78	297	4	74.25	T17	2,500.00
1994	71	71	72	73	287	4	71.75	T30	9,315.00
1995	71	69	66	74	280	4	70.00	T21	15,958.75
1996	78	74			152	2	76.00	CUT	0.00
1997	76				76	1	76.00	WD	0.00
Totals					1525	21	72.62		\$35,682.08

COCERES, JOSE

Year	1st	2nd	3rd	4th	Total	Rounds Played	Avg Score	Finish	Money
2002	70	73	74	72	289	4	72.25	T60	9,720.00
2007	74	72	69	74	289	4	72.25	T59	13,200.00
Totals					578	8	72.25		\$22,920.00

COCHRAN, RUSS

Year	1st	2nd	3rd	4th	Total	Rounds Played	Avg Score	Finish	Money
1985	72	75	75	77	299	4	74.75	T54	1,637.75
1993	70	74	72	71	287	4	71.75	T40	5,040.00
Totals					586	8	73.25		\$6,677.75

COETZEE, GEORGE

Year	1st	2nd	3rd	4th	Total	Rounds Played	Avg Score	Finish	Money
2013	70	75	72	79	296	4	74.00	T65	12,896.00
2015	76	74			150	2	75.00	CUT	0.00
2016	71	69	77	75	292	4	73.00	T3	16,490.00
Totals					738	10	73.80		\$29,386.00

COLBERT, JIM

Year	1st	2nd	3rd	4th	Total	Rounds Played	Avg Score	Finish	Money
1978	75	74	74	77	300	4	75.00	T53	865.00
1979	73	78	73	70	294	4	73.50	T7	9,350.00
1980	79	71	72	74	296	4	74.00	T57	1,585.00
1981	77	75	70	72	294	4	73.50	T28	2,661.50
1982	71	71	73	75	290	4	72.50	T34	2,275.00
1985	73	75	70	74	292	4	73.00	T24	4,784.71
1986	75	68	72	70	285	4	71.25	T29	3,628.00
Totals					2051	28	73.25		\$25,149.21

COLE, BOBBY

Year	1st	2nd	3rd	4th	Total	Rounds Played	Avg Score	Finish	Money
1976	80	70	78	80	308	4	77.00	T62	370.00
1978	79	73			152	2	76.00	CUT	0.00
Totals					460	6	76.67		\$370.00

COLE, ERIC

Year	1st	2nd	3rd	4th	Total	Rounds Played	Avg Score	Finish	Money
2023	75	70	70	74	289	4	72.25	T24	163,000.00
2024	70	75	74	79	298	4	74.50	T45	60,500.00
Totals					587	8	73.38		\$223,500.00

COLETTA, BRETT

Year	1st	2nd	3rd	4th	Total	Rounds Played	Avg Score	Finish	Money
2017	72	69	72	73	286	4	71.50	T25	66,410.00
Totals					286	4	71.50		\$66,410.00

COLLINS, CHAD

Year	1st	2nd	3rd	4th	Total	Rounds Played	Avg Score	Finish	Money
2010	73	72	68	71	284	4	71.00	T23	53,400.00
Totals					284	4	71.00		\$53,400.00

COLSAERTS, NICOLAS

Year	1st	2nd	3rd	4th	Total	Rounds Played	Avg Score	Finish	Money
2012	72	74	73	72	291	4	72.75	T25	40,776.92
2013	80	72			152	2	76.00	CUT	0.00
2014	76	71			147	2	73.50	CUT	0.00
Totals					590	8	73.75		\$40,776.92

COLTART, ANDREW

Year	1st	2nd	3rd	4th	Total	Rounds Played	Avg Score	Finish	Money
1996	75	69	72	74	290	4	72.50	T49	4,361.14
Totals					290	4	72.50		\$4,361.14

COMPTON, ERIK

Year	1st	2nd	3rd	4th	Total	Rounds Played	Avg Score	Finish	Money
2002	76	72			148	2	74.00	CUT	0.00
2009	72	75	74	81	302	4	75.50	T76	11,340.00
2010	73	72	72	82	299	4	74.75	T71	11,880.00
2012	67	75	75	75	292	4	73.00	T38	24,800.00
2013	74	76			150	2	75.00	CUT	0.00
2014	76	72			148	2	74.00	CUT	0.00
2015	68	69	71	77	285	4	71.25	T36	29,837.50
Totals					1624	22	73.82		\$77,857.50

CONNER, FRANK

Year	1st	2nd	3rd	4th	Total	Rounds Played	Avg Score	Finish	Money
1979	76	79	76	77	308	4	77.00	T64	1,025.00
1982	69	72	72	78	291	4	72.75	T40	2,000.00
1983	73	69	73	72	287	4	71.75	T14	7,200.00
1984	74	79			153	2	76.50	CUT	0.00
Totals					1039	14	74.21		\$10,225.00

CONNERS, COREY

Year	1st	2nd	3rd	4th	Total	Rounds Played	Avg Score	Finish	Money
2019	72	69	74	77	292	4	73.00	T65	18,928.00
2020	73	74	72	72	291	4	72.75	T22	78,120.00
2021	74	69	74	77	294	4	73.50	T53	21,994.50
2022	69	73	74	69	285	4	71.25	T13	221,400.00
2023	77	75			152	2	76.00	CUT	0.00
2024	68	76	76	71	291	4	72.75	T20	259,500.00
Totals					1605	22	72.95		\$599,942.50

COODY, CHARLES

Year	1st	2nd	3rd	4th	Total	Rounds Played	Avg Score	Finish	Money
1976	73	77	72	74	296	4	74.00	T18	2,400.00
1977	78	72	71	74	295	4	73.75	T29	1,429.17
1978	74	72	74	76	296	4	74.00	T30	1,517.83
1979	77	83			160	2	80.00	CUT	0.00
Totals					1047	14	74.79		\$5,347.00

COOK, AUSTIN

Year	1st	2nd	3rd	4th	Total	Rounds Played	Avg Score	Finish	Money
2018	76	72			148	2	74.00	CUT	0.00
2019	71	67	76	70	284	4	71.00	T27	63,245.00
Totals					432	6	72.00		\$63,245.00

Player Records

COOK, JOHN

Year	1st	2nd	3rd	4th	Total	Rounds Played	Avg Score	Finish	Money
1981	75	76	72	76	299	4	74.75	T54	1,710.00
1982	70	72	76	74	292	4	73.00	T46	1,850.00
1983	75	72	74	76	297	4	74.25	T58	1,706.50
1984	73	72	75	75	295	4	73.75	T43	2,250.00
1985	77	71	76	73	297	4	74.25	T45	2,014.00
1986	74	73			147	2	73.50	CUT	0.00
1987	69	69	72	68	278	4	69.50	T9	19,480.00
1988	72	73	73	73	291	4	72.75	T35	5,011.67
1989	77	81			158	2	79.00	CUT	0.00
1990	77	69	76		222	3	74.00	T16	14,500.00
1991	72	72	69	68	281	4	70.25	T8	30,000.00
1992	71	68	72	73	284	4	71.00	T48	3,267.34
1993	67	73	71	69	280	4	70.00	T12	28,350.00
1994	67	69	69	71	276	4	69.00	3	102,000.00
1995	70	77			147	2	73.50	CUT	0.00
1996	74	69	76	72	291	4	72.75	T56	3,960.00
1997	75	68	73		216	3	72.00	T46	5,006.50
1998	74	68	68	74	284	4	71.00	T31	12,477.00
1999	70	71	72	74	287	4	71.75	T35	11,777.37
2000	76	72	72	75	295	4	73.75	T68	6,169.00
2001	72	68	72	73	285	4	71.25	T20	47,765.00
2002	73	69	65	69	276	4	69.00	T2	396,000.00
2004	71	74	71	69	285	4	71.25	T19	65,887.50
2006	74	75			149	2	74.50	CUT	0.00
Totals					6212	86	72.23		\$761,181.88

COUCH, CHRIS

Year	1st	2nd	3rd	4th	Total	Rounds Played	Avg Score	Finish	Money
2006	76				76	1	76.00	WD	0.00
2007	72	76			148	2	74.00	CUT	0.00
2010	73	75			148	2	74.00	CUT	0.00
2011	70	73	76	70	289	4	72.25	T51	14,284.80
2012	75	77			152	2	76.00	CUT	0.00
Totals					813	11	73.91		\$14,284.80

COUPLES, FRED

Year	1st	2nd	3rd	4th	Total	Rounds Played	Avg Score	Finish	Money
1982	71	71	73	71	286	4	71.50	T11	7,420.00
1983	78	75			153	2	76.50	CUT	0.00
1984	75	80			155	2	77.50	CUT	0.00
1985	71	78	73	75	297	4	74.25	T45	2,014.00
1986	75	77			152	2	76.00	CUT	0.00
1987	71	72	75	64	282	4	70.50	T24	7,793.34
1988	72	72	68	73	285	4	71.25	T15	15,833.33
1989	70	72	70	76	288	4	72.00	T16	15,056.00
1990	69	74	75		218	3	72.67	T3	48,000.00
1993	67	68	73	69	277	4	69.25	T4	50,750.00
1998	68	67	67	69	271	4	67.75	1	396,000.00
1999	71	74	76	72	293	4	73.25	T59	5,533.84
2000	74	69	69	67	279	4	69.75	T8	93,000.00
2001	72	75	72	65	284	4	71.00	T15	65,600.00
2002	80	71			151	2	75.50	CUT	0.00
2004	69	69	68	68	274	4	68.50	2	567,000.00
2005	71	67	66	69	273	4	68.25	2	594,000.00
2006	69	80			149	2	74.50	CUT	0.00
2008	72	71	77	75	295	4	73.75	T46	16,045.71
2011	79	72			151	2	75.50	CUT	0.00
2012	74	73	76	71	294	4	73.50	T50	15,438.00
2013	70	75	70	77	292	4	73.00	T50	15,252.00
Totals					5399	75	71.99		\$1,914,736.22

CRAMPTON, BRUCE

Year	1st	2nd	3rd	4th	Total	Rounds Played	Avg Score	Finish	Money
1976	77	72	75	77	301	4	75.25	T35	1,030.00
Totals					301	4	75.25		\$1,030.00

CRANE, BEN

Year	1st	2nd	3rd	4th	Total	Rounds Played	Avg Score	Finish	Money
2003	73	68	73	74	288	4	72.00	T21	56,000.00
2004	78	75			153	2	76.50	CUT	0.00
2006	73	70	76	79	298	4	74.50	T68	11,500.00
2012	72	75	74	80	301	4	75.25	69	12,524.00
Totals					1040	14	74.29		\$80,024.00

CRENSHAW, BEN

Year	1st	2nd	3rd	4th	Total	Rounds Played	Avg Score	Finish	Money
1976	74	74	73	79	300	4	75.00	T32	1,183.33
1977	87	73			160	2	80.00	CUT	0.00
1978	72	77	75	72	296	4	74.00	T30	1,517.84
1979	76	82			158	2	79.00	CUT	0.00
1980	72	72	70	76	290	4	72.50	T29	1,964.16
1981	74	69	70	79	292	4	73.00	T18	4,410.00
1982	76	73	67	81	297	4	74.25	T66	1,540.00
1983	67	71	73	71	282	4	70.50	T2	35,200.00
1984	68	70	79	79	296	4	74.00	T46	1,886.00
1985	73	78			151	2	75.50	CUT	0.00
1987	71	73	70	71	285	4	71.25	T35	4,863.75
1988	75	71	75	72	293	4	73.25	T48	2,977.00
1989	73	76	72	72	293	4	73.25	T41	5,100.00
1993	70	69	71	72	282	4	70.50	T19	18,200.00
1994	72	66	74	68	280	4	70.00	T7	48,375.00
1995	67	68	71	69	275	4	68.75	T5	57,630.00
1996	74	69	70	74	287	4	71.75	T30	10,240.00
1999	77	75			152	2	76.00	CUT	0.00
Totals					4669	64	72.95		\$195,087.08

CROSBY, NATHANIEL

Year	1st	2nd	3rd	4th	Total	Rounds Played	Avg Score	Finish	Money
1984	83	80			163	2	81.50	CUT	(A)
Totals					163	2	81.50		(A)

CROUCH, TIMOTHY

Year	1st	2nd	3rd	4th	Total	Rounds Played	Avg Score	Finish	Money
2015	76	74			150	2	75.00	CUT	0.00
Totals					150	2	75.00		\$0.00

CURL, ROD

Year	1st	2nd	3rd	4th	Total	Rounds Played	Avg Score	Finish	Money
1977	75	77	81	74	307	4	76.75	T4	750.00
1978	77	67	68	81	293	4	73.25	T15	3,750.00
1980	76	83			159	2	79.50	CUT	0.00
Totals					759	10	75.90		\$4,500.00

CURRAN, JON

Year	1st	2nd	3rd	4th	Total	Rounds Played	Avg Score	Finish	Money
2016	68	67	68	70	273	4	68.25	P2	918,000.00
Totals					273	4	68.25		\$918,000.00

CURTIS, BEN

Year	1st	2nd	3rd	4th	Total	Rounds Played	Avg Score	Finish	Money
2003	74	76			150	2	75.00	CUT	0.00
2004	68	69	73	72	282	4	70.50	T8	152,250.00
2005	78	77			155	2	77.50	CUT	0.00
2006	74	74	76	73	297	4	74.25	T66	11,902.50
2007	70	72	69	74	285	4	71.25	T41	22,800.00
2008	76	72	71	76	295	4	73.75	T46	16,045.71
2009	71	71	72	77	291	4	72.75	T41	22,800.00
2010	73	72	69	71	285	4	71.25	T28	40,800.00
2011	70	75	69	67	281	4	70.25	T13	112,840.00
2012	70	79			149	2	74.50	CUT	0.00
2013	73	70	73	75	291	4	72.75	T41	20,556.45
2014	69	71	69	70	279	4	69.75	T6	215,450.00
2015	72	75			147	2	73.50	CUT	0.00
Totals					3187	44	72.43		\$615,444.66

DAFFUE, M.J.

Year	1st	2nd	3rd	4th	Total	Rounds Played	Avg Score	Finish	Money
2023	77	73			150	2	75.00	CUT	0.00
Totals					150	2	75.00		\$0.00

DAHMEN, JOEL

Year	1st	2nd	3rd	4th	Total	Rounds Played	Avg Score	Finish	Money
2019	72	70	77	74	293	4	73.25	T68	18,382.00
2020	75	72	78	81	306	4	76.50	T4	18,321.00
2021	68	73	73	75	289	4	72.25	T32	53,103.00
2022	69	73	71	76	289	4	72.25	T32	68,520.00
2023	76	72			148	2	74.00	CUT	0.00
Totals					1325	18	73.61		\$158,326.00

Player Records

DALY, JOHN

Year	1st	2nd	3rd	4th	Total	Rounds Played	Avg Score	Finish	Money
1991	74	74	83	83	314	4	78.50	78	2,256.00
1992	78	75			153	2	76.50	CUT	0.00
1993	70	70	79	78	297	4	74.25	T70	2,786.00
1994	74	74	73	78	299	4	74.75	T1	3,000.00
1996	70	74	73	79	296	4	74.00	T73	3,474.00
1997	76	71	80		227	3	75.67	74	3,648.00
1999	82				82	1	82.00	WD	0.00
2000	78	72			150	2	75.00	CUT	0.00
2001	73	68	75	69	285	4	71.25	T20	47,765.00
2002	81	71			152	2	76.00	CUT	0.00
2003	68	73	83	74	298	4	74.50	T56	11,350.00
2004	72	69	73	69	283	4	70.75	T11	111,300.00
2005	76	71			147	2	73.50	CUT	0.00
2006	80				80	1	80.00	WD	0.00
Totals					3063	41	74.71		\$185,579.00

DAMRON, ROBERT

Year	1st	2nd	3rd	4th	Total	Rounds Played	Avg Score	Finish	Money
1997	71	70	71		212	3	70.67	T21	19,760.00
2000	74	69	71	71	285	4	71.25	T25	22,669.00
2001	74	71	70	79	294	4	73.50	T56	9,225.00
2002	72	73	74	69	288	4	72.00	T56	10,125.00
Totals					1079	15	71.93		\$61,779.00

DAVIS, BRIAN

Year	1st	2nd	3rd	4th	Total	Rounds Played	Avg Score	Finish	Money
2008	70	81			151	2	75.50	CUT	0.00
2009	78	77			155	2	77.50	CUT	0.00
2010	71	73	73	77	294	4	73.50	67	12,360.00
2011	73	71	70	68	282	4	70.50	T18	89,900.00
2012	73	72	74	72	291	4	72.75	T25	40,776.93
2013	75	70	69	70	284	4	71.00	T8	167,400.00
2014	72	79			151	2	75.50	CUT	0.00
Totals					1608	22	73.09		\$310,436.93

DAVIS, CAM

Year	1st	2nd	3rd	4th	Total	Rounds Played	Avg Score	Finish	Money
2018	72	74			146	2	73.00	CUT	0.00
2021	77	76			153	2	76.50	CUT	0.00
2022	71	75	78	70	294	4	73.50	T53	27,994.29
2023	74	79			153	2	76.50	CUT	0.00
2024	73	72	77	79	301	4	75.25	T50	51,500.00
Totals					1047	14	74.79		\$79,494.29

DAVIS, RODGER

Year	1st	2nd	3rd	4th	Total	Rounds Played	Avg Score	Finish	Money
1987	72	74	76	73	295	4	73.75	T69	2,505.00
Totals					295	4	73.75		\$2,505.00

DAWSON, MARCO

Year	1st	2nd	3rd	4th	Total	Rounds Played	Avg Score	Finish	Money
2008	81	80			161	2	80.50	CUT	0.00
Totals					161	2	80.50		\$0.00

DAY, GLEN

Year	1st	2nd	3rd	4th	Total	Rounds Played	Avg Score	Finish	Money
1994	75	74			149	2	74.50	CUT	0.00
1995	74	78			152	2	76.00	CUT	0.00
1997	66	74	69		209	3	69.67	T10	45,600.00
1998	73	71	65	71	280	4	70.00	T11	46,640.00
1999	71	75	71	71	288	4	72.00	T43	8,415.00
2000	72	73	68	75	288	4	72.00	T41	11,780.00
2001	74	78			152	2	76.00	CUT	0.00
2002	72	69	74	72	287	4	71.75	T49	10,902.86
2003	73	73	74	72	292	4	73.00	T34	25,250.00
Totals					2097	29	72.31		\$148,587.86

DAY, JASON

Year	1st	2nd	3rd	4th	Total	Rounds Played	Avg Score	Finish	Money
2008	73	82			155	2	77.50	CUT	0.00
2009	67	73	75	73	288	4	72.00	T27	40,800.00
2010	67	69	72	78	286	4	71.50	T33	30,375.00
2012	74	76			150	2	75.00	CUT	0.00
2013	72	75	72	72	291	4	72.75	T41	20,556.44
2014	72	69	70	74	285	4	71.25	T37	25,420.00
2015	72	72			144	2	72.00	CUT	0.00
2016	66	71	68	74	279	4	69.75	T27	59,075.00
2017	75	71	67	70	283	4	70.75	T15	143,550.00
2018	68	68	74	74	284	4	71.00	T44	25,721.00
2019	75	74			149	2	74.50	CUT	0.00
2020	73	66	72	73	284	4	71.00	T4	418,500.00
2022	71	74	68	75	288	4	72.00	31	78,600.00
2023	76	72			148	2	74.00	CUT	0.00
2024	73	75	69	77	294	4	73.50	T33	106,500.00
Totals					3608	50	72.16		\$949,097.44

DE JONGE, BRENDON

Year	1st	2nd	3rd	4th	Total	Rounds Played	Avg Score	Finish	Money
2010	71	69	65	75	280	4	70.00	T12	117,600.00
2011	71	73	73	75	292	4	73.00	T63	12,896.00
2012	73	71	74	74	292	4	73.00	T38	24,800.00
2013	75	75			150	2	75.00	CUT	0.00
2014	73	69	69	73	284	4	71.00	T28	38,646.67
2015	72	72			144	2	72.00	CUT	0.00
2016	73	70			143	2	71.50	CUT	0.00
2017	72	77			149	2	74.50	CUT	0.00
Totals					1734	24	72.25		\$193,942.67

DE VICENZO, ROBERTO

Year	1st	2nd	3rd	4th	Total	Rounds Played	Avg Score	Finish	Money
1986	77	78			155	2	77.50	CUT	0.00
Totals					155	2	77.50		\$0.00

DECHAMBEAU, BRYSON

Year	1st	2nd	3rd	4th	Total	Rounds Played	Avg Score	Finish	Money
2016	72	67	69	73	281	4	70.25	T38	34,000.00
2018	69	67	66	71	273	4	68.25	P1	1,602,000.00
2019	74	70	73	66	283	4	70.75	T22	87,360.00
2020	73	76			149	2	74.50	CUT	0.00
2021	71	72	73	71	287	4	71.75	T18	110,670.00
2022	76	77			153	2	76.50	CUT	0.00
Totals					1426	20	71.30		\$1,834,030.00

DELAET, GRAHAM

Year	1st	2nd	3rd	4th	Total	Rounds Played	Avg Score	Finish	Money
2010	75	71			146	2	73.00	CUT	0.00
2013	70	72	74	71	287	4	71.75	T21	58,202.50
2015	69	69	72	73	283	4	70.75	T26	45,880.00
2017	73	67	73	68	281	4	70.25	T10	217,500.00
Totals					997	14	71.21		\$321,582.50

DELSING, JAY

Year	1st	2nd	3rd	4th	Total	Rounds Played	Avg Score	Finish	Money
1990	73	72	78		223	3	74.33	T22	10,000.00
1991	69	76	75	69	289	4	72.25	T38	4,560.00
1992	72	71	69	70	282	4	70.50	T35	6,137.86
1993	74	74			148	2	74.00	CUT	0.00
1994	71	79			150	2	75.00	CUT	0.00
1998	77	72			149	2	74.50	CUT	0.00
Totals					1241	17	73.00		\$20,697.86

DEMSEY, TODD

Year	1st	2nd	3rd	4th	Total	Rounds Played	Avg Score	Finish	Money
1996	75	74			149	2	74.50	CUT	0.00
Totals					149	2	74.50		\$0.00

DENNIS, CLARK

Year	1st	2nd	3rd	4th	Total	Rounds Played	Avg Score	Finish	Money
1990	87	79			166	2	83.00	CUT	0.00
1994	72	74	73	69	288	4	72.00	T35	7,725.00
1995	70	71	74	68	283	4	70.75	T38	6,630.00
1998	73	77			150	2	75.00	CUT	0.00
Totals					887	12	73.92		\$14,355.00

DENT, JIM

Year	1st	2nd	3rd	4th	Total	Rounds Played	Avg Score	Finish	Money
1982								WD	0.00
Totals									\$0.00

Player Records

DETRY, THOMAS

Year	1st	2nd	3rd	4th	Total	Rounds Played	Avg Score	Finish	Money
2023	73	72	77	71	293	4	73.25	T48	52,600.00
2024	72	76	71	77	296	4	74.00	T41	80,000.00
Totals					589	8	73.63		\$132,600.00

DEVLIN, BRUCE

Year	1st	2nd	3rd	4th	Total	Rounds Played	Avg Score	Finish	Money
1976	76	79	75	75	305	4	76.25	T52	470.00
1977	71	74	72	75	292	4	73.00	T13	3,936.50
1978	72	77	76	73	298	4	74.50	T40	993.34
1980	70	74	76	70	290	4	72.50	T29	1,964.17
1981	75	74	69	78	296	4	74.00	T35	2,250.00
1983	74	83			157	2	78.50	CUT	0.00
Totals					1638	22	74.45		\$9,614.01

DICKERSON, BUBBA

Year	1st	2nd	3rd	4th	Total	Rounds Played	Avg Score	Finish	Money
2002	74	72	78	76	300	4	75.00	74	8,640.00
Totals					300	4	75.00		\$8,640.00

DICKSON, BOB

Year	1st	2nd	3rd	4th	Total	Rounds Played	Avg Score	Finish	Money
1976	80	81			161	2	80.50	CUT	0.00
Totals					161	2	80.50		\$0.00

DIEHL, TERRY

Year	1st	2nd	3rd	4th	Total	Rounds Played	Avg Score	Finish	Money
1976	75	81	72	78	306	4	76.50	T55	430.00
1978	72	73	74	76	295	4	73.75	T24	1,969.83
1979	79	71	74	73	297	4	74.25	T16	4,350.00
1980	72	75	70	72	289	4	72.50	T26	2,380.00
1981	74	77	78	76	305	4	76.25	T66	1,545.00
Totals					1492	20	74.60		\$10,674.83

DIMARCO, CHRIS

Year	1st	2nd	3rd	4th	Total	Rounds Played	Avg Score	Finish	Money
2000	75	75			150	2	75.00	CUT	0.00
2001	74	70	74	69	287	4	71.75	T30	24,365.71
2004	71	74	72	70	287	4	71.75	T24	39,725.00
2005	74	69	73	73	289	4	72.25	T52	12,826.00
2006	72	71	73	78	294	4	73.50	T52	13,409.00
2007	74	75			149	2	74.50	CUT	0.00
2008	75	72	73	73	293	4	73.25	T39	24,000.00
2009	73	67	73	73	286	4	71.50	T14	90,133.33
2011	67	77	74	71	289	4	72.25	T51	14,284.80
2012	73	72	73	79	297	4	74.25	T58	13,702.00
Totals					2621	36	72.81		\$232,445.84

DODDS, TREVOR

Year	1st	2nd	3rd	4th	Total	Rounds Played	Avg Score	Finish	Money
1998	66	72	72	75	285	4	71.25	T38	9,240.00
1999	73	72	75	73	293	4	73.25	T59	5,533.83
Totals					578	8	72.25		\$14,773.83

DONALD, LUKE

Year	1st	2nd	3rd	4th	Total	Rounds Played	Avg Score	Finish	Money
2000	74	71	73	72	290	4	72.50	T51	(A)
2003	70	69	80	75	294	4	73.50	T45	15,050.00
2004	78	72			150	2	75.00	CUT	0.00
2007	73	70	71	70	284	4	71.00	T35	28,950.00
2008	68	71	74	73	286	4	71.50	T6	201,000.00
2009	64	76	72	74	286	4	71.50	T14	90,133.33
2011	70	69	73	68	280	4	70.00	T7	174,116.67
2012	71	73	75	68	287	4	71.75	T12	142,600.00
2013	73	73	71	70	287	4	71.75	T21	58,202.50
2014	71	69	73	74	287	4	71.75	T49	15,148.67
2016	67	73	78	72	290	4	72.50	T68	17,340.00
2017	72	76			148	2	74.00	CUT	0.00
2019	72	73	65	80	290	4	72.50	T57	20,202.00
2022	70	77			147	2	73.50	CUT	0.00
2023	72	69	74	76	291	4	72.75	T38	91,000.00
Totals					3897	54	72.17		\$853,743.17

DONALD, MIKE

Year	1st	2nd	3rd	4th	Total	Rounds Played	Avg Score	Finish	Money
1981	76	75	73	71	295	4	73.75	T32	2,450.00
1983	71	69	77	77	294	4	73.50	T47	1,940.00
1985	77	82			159	2	79.50	CUT	0.00
1989	75	75	76	78	304	4	76.00	T69	3,520.00
1990	81	72	75		228	3	76.00	T43	2,922.00
1991	79	70			149	2	74.50	CUT	0.00
1992	73	72	70	75	290	4	72.50	T71	2,535.00
1995	73	78			151	2	75.50	CUT	0.00
Totals					1870	25	74.80		\$13,367.00

DORN, ANDREW

Year	1st	2nd	3rd	4th	Total	Rounds Played	Avg Score	Finish	Money
2018	69	74	73	71	287	4	71.75	T62	19,046.00
Totals					287	4	71.75		\$19,046.00

DOUGHERTY, ED

Year	1st	2nd	3rd	4th	Total	Rounds Played	Avg Score	Finish	Money
1976	80	76	79	78	313	4	78.25	T68	320.00
1991	76	73			149	2	74.50	CUT	0.00
1993	72	80			152	2	76.00	CUT	0.00
Totals					614	8	76.75		\$320.00

DOUGLASS, BRUCE

Year	1st	2nd	3rd	4th	Total	Rounds Played	Avg Score	Finish	Money
1981	76	72	72	76	296	4	74.00	T35	2,250.00
Totals					296	4	74.00		\$2,250.00

DOUGLASS, DALE

Year	1st	2nd	3rd	4th	Total	Rounds Played	Avg Score	Finish	Money
1976	82	86			168	2	84.00	CUT	0.00
1977	78	78			156	2	78.00	CUT	0.00
Totals					324	4	81.00		\$0.00

DOYLE, ALLEN

Year	1st	2nd	3rd	4th	Total	Rounds Played	Avg Score	Finish	Money
1991	72	71	77	75	295	4	73.75	T64	(A)
1992	79	73			152	2	76.00	CUT	(A)
1993	73	76			149	2	74.50	CUT	(A)
1994	75	72	75	73	295	4	73.75	T64	(A)
1995	73	72	76	74	295	4	73.75	T4	3,264.00
1996	69	74	71	77	291	4	72.75	T56	3,960.00
Totals					1477	20	73.85		\$7,224.00

DRISCOLL, JAMES

Year	1st	2nd	3rd	4th	Total	Rounds Played	Avg Score	Finish	Money
2005	76	73			149	2	74.50	CUT	0.00
2008	80	83			163	2	81.50	CUT	0.00
2009	77	80			157	2	78.50	CUT	0.00
2012	73	76			149	2	74.50	CUT	0.00
2013	70	75	73	67	285	4	71.25	T13	119,866.67
Totals					903	12	75.25		\$119,866.67

DUFNER, JASON

Year	1st	2nd	3rd	4th	Total	Rounds Played	Avg Score	Finish	Money
2009	77	73			150	2	75.00	CUT	0.00
2010	74	74			148	2	74.00	CUT	0.00
2014	71	69	71	72	283	4	70.75	T19	65,237.78
2015	66	67	74	75	282	4	70.50	T24	57,040.00
2016	68	70	70	72	280	4	70.00	T33	45,900.00
2017	65	65	77	68	275	4	68.75	T1	1,566,000.00
2018	75	73			148	2	74.00	CUT	0.00
2019	72	69	68	69	278	4	69.50	T7	293,475.00
2020	72	73	73	77	295	4	73.75	T44	30,225.00
2021	70	73	77	70	290	4	72.50	T37	42,315.00
2022	73	77			150	2	75.00	CUT	0.00
2023	76	77			153	2	76.50	CUT	0.00
Totals					2732	38	71.89		\$2,100,192.78

DUKE, KEN

Year	1st	2nd	3rd	4th	Total	Rounds Played	Avg Score	Finish	Money
2007	73	72	73	69	287	4	71.75	T51	14,310.00
2008	71	77	75	73	296	4	74.00	T53	13,824.00
2009	76	74			150	2	75.00	CUT	0.00
2012	75	76			151	2	75.50	CUT	0.00
2013	75	69	72	70	286	4	71.50	T16	93,000.00
2014	75	75			150	2	75.00	CUT	0.00
2015	67	75	77	74	293	4	73.25	T65	12,896.00
2016	72	70	72	77	291	4	72.75	T69	16,915.00
Totals					1904	26	73.23		\$150,945.00

Player Records

DUNAKY, DOUG

Year	1st	2nd	3rd	4th	Total	Rounds Played	Avg Score	Finish	Money
1999	72	77			149	2	74.50	CUT	0.00
Totals					149	2	74.50		\$0.00

DUNCAN, TYLER

Year	1st	2nd	3rd	4th	Total	Rounds Played	Avg Score	Finish	Money
2020	75	71	71	84	301	4	75.25	T68	19,158.00
2021	78	75			153	2	76.50	CUT	0.00
Totals					454	6	75.67		\$19,158.00

DUNDAS, STEPHEN

Year	1st	2nd	3rd	4th	Total	Rounds Played	Avg Score	Finish	Money (A)
1993	79	74			153	2	76.50	CUT	
Totals					153	2	76.50		\$0.00

DUNLAP, NICK

Year	1st	2nd	3rd	4th	Total	Rounds Played	Avg Score	Finish	Money
2024	70	73	70	75	288	4	72.00	T12	430,333.33
Totals					288	4	72.00		\$430,333.33

DUNLAP, SCOTT

Year	1st	2nd	3rd	4th	Total	Rounds Played	Avg Score	Finish	Money
2000	76	72	71	72	291	4	72.75	T5	6,882.00
2001	77	71			148	2	74.00	CUT	0.00
Totals					439	6	73.17		\$6,882.00

DURANT, JOE

Year	1st	2nd	3rd	4th	Total	Rounds Played	Avg Score	Finish	Money
1999	71	71	74	71	287	4	71.75	T30	11,777.38
2001	76	75			151	2	75.50	CUT	0.00
2006	75	70	70	78	293	4	73.25	T46	15,640.00
Totals					731	10	73.10		\$27,417.38

DUVAL, DAVID

Year	1st	2nd	3rd	4th	Total	Rounds Played	Avg Score	Finish	Money
1994	73	73	72	69	287	4	71.75	T30	9,315.00
1995	70	71	64	68	273	4	68.25	T2	126,933.34
1996	72	70	67	67	276	4	69.00	2	194,400.00
1997	73	69	69		211	3	70.33	T17	27,550.00
1998	74	66	67	69	276	4	69.00	T3	149,600.00
1999	72	68	69	70	279	4	69.75	T3	132,600.00
2000	73	69	68	75	285	4	71.25	T25	22,669.00
2002	75	69	67	66	277	4	69.25	T4	169,650.00
2003	73	72	78	78	301	4	75.25	T64	10,550.00
2006	71	76	73	82	302	4	75.50	T4	11,040.00
2008	80	78			158	2	79.00	CUT	0.00
2009	71	74	74	76	295	4	73.75	T58	13,320.00
2010	79	79			158	2	79.00	CUT	0.00
2011	72	73	75	76	296	4	74.00	70	12,400.00
Totals					3674	51	72.04		\$880,027.34

EAKS, R.W.

Year	1st	2nd	3rd	4th	Total	Rounds Played	Avg Score	Finish	Money
1998	76	74			150	2	75.00	CUT	0.00
Totals					150	2	75.00		\$0.00

EASTWOOD, BOB

Year	1st	2nd	3rd	4th	Total	Rounds Played	Avg Score	Finish	Money
1962	71	72	74	75	292	4	73.00	T46	1,850.00
1963	75	76			151	2	75.50	CUT	0.00
1964	71	76	75	79	301	4	75.25	T65	1,540.00
1965	73	78			151	2	75.50	CUT	0.00
1986	80	75			155	2	77.50	CUT	0.00
1990	76	75	72		223	3	74.33	T22	10,000.00
1991	74	74	74	79	301	4	75.25	T75	2,316.00
Totals					1574	21	74.95		\$15,706.00

ECHAVARRIA, NICO

Year	1st	2nd	3rd	4th	Total	Rounds Played	Avg Score	Finish	Money
2023	78	72			150	2	75.00	CUT	0.00
Totals					150	2	75.00		\$0.00

ECKROAT, AUSTIN

Year	1st	2nd	3rd	4th	Total	Rounds Played	Avg Score	Finish	Money
2023	69	72	72	77	290	4	72.50	T30	117,250.00
2024	77	71	71	76	295	4	73.75	T39	88,000.00
Totals					585	8	73.13		\$205,250.00

EDFORS, JOHAN

Year	1st	2nd	3rd	4th	Total	Rounds Played	Avg Score	Finish	Money
2007	70	72	76	72	290	4	72.50	T62	12,780.00
Totals					290	4	72.50		\$12,780.00

EDWARDS, DANNY

Year	1st	2nd	3rd	4th	Total	Rounds Played	Avg Score	Finish	Money
1977	72	73	78	71	294	4	73.50	T21	1,986.25
1978	73	77			150	2	75.00	CUT	0.00
1981	72	74	69	76	291	4	72.75	T16	5,775.00
1982	71	73	73	74	291	4	72.75	T40	2,000.00
1986	74	71	68	72	285	4	71.25	T29	3,628.00
1987	77	74			151	2	75.50	CUT	0.00
Totals					1462	20	73.10		\$13,389.25

EDWARDS, DAVID

Year	1st	2nd	3rd	4th	Total	Rounds Played	Avg Score	Finish	Money
1981	70	73	75	79	297	4	74.25	T41	2,020.00
1982	74	77			151	2	75.50	CUT	0.00
1983	76	71	76	73	296	4	74.00	T52	1,800.00
1984	74	80			154	2	77.00	CUT	0.00
1985	73	79			152	2	76.00	CUT	0.00
1986	73	76			149	2	74.50	CUT	0.00
1989	71	73	73	72	289	4	72.25	T21	11,680.00
1990	82	76			158	2	79.00	CUT	0.00
1992	71	65	70	67	273	4	68.25	P1	234,000.00
1993	69	75	74	71	289	4	72.25	T50	3,328.00
1994	69	67	72	70	278	4	69.50	5	60,000.00
1995	72	71	68	69	280	4	70.00	T21	15,958.75
1996	73	68	73	75	289	4	72.25	T43	5,772.00
1997	73	74	74		221	3	73.67	T67	3,800.00
1998	74	69	72	76	291	4	72.75	T64	4,620.00
1999	72	69	77	73	291	4	72.75	T54	5,840.00
2000	71	72	77	71	291	4	72.75	T58	6,882.00
2002	73	69	72	75	289	4	72.25	T60	9,720.00
2003	72	73	81	77	303	4	75.75	T66	10,350.00
2004	81				81	1	81.00	WD	0.00
2005	75	73			148	2	74.00	CUT	0.00
Totals					4970	68	73.09		\$375,770.7

EDWARDS, JOEL

Year	1st	2nd	3rd	4th	Total	Rounds Played	Avg Score	Finish	Money
1993	71	75			146	2	73.00	CUT	0.00
1996	74	73	68	73	288	4	72.00	T39	7,560.00
2000	73	74	73	75	295	4	73.75	T68	6,169.00
2002	75	68	73	71	287	4	71.75	T49	10,902.86
2003	72	76			148	2	74.00	CUT	0.00
Totals					1164	16	72.75		\$24,631.86

EGER, DAVID

Year	1st	2nd	3rd	4th	Total	Rounds Played	Avg Score	Finish	Money (A)
1992	77	74			151	2	75.50	CUT	
Totals					151	2	75.50		\$0.00

EICHELBERGER, DAVE

Year	1st	2nd	3rd	4th	Total	Rounds Played	Avg Score	Finish	Money
1979	77	83			160	2	80.00	CUT	0.00
Totals					160	2	80.00		\$0.00

ELDER, BRAD

Year	1st	2nd	3rd	4th	Total	Rounds Played	Avg Score	Finish	Money
1998	70	72	70	75	287	4	71.75	T48	5,764.00
2000	71	68	69	73	281	4	70.25	T2	71,300.00
2001	75	73			148	2	74.00	CUT	0.00
Totals					716	10	71.60		\$77,064.00

ELDER, LEE

Year	1st	2nd	3rd	4th	Total	Rounds Played	Avg Score	Finish	Money
1978	74	72	77	71	294	4	73.50	T20	2,650.00
1979	75	76	77	69	297	4	74.25	T16	4,350.00
1980	74	76	73	80	303	4	75.25	T70	1,511.50
1981	74	72	77	79	302	4	75.50	T62	1,580.00
1984	78	75			153	2	76.50	CUT	0.00
Totals					1347	18	74.83		\$10,091.50

Player Records

ELKINGTON, STEVE

Year	1st	2nd	3rd	4th	Total	Rounds Played	Avg Score	Finish	Money
1987	79	72			151	2	75.50	CUT	0.00
1989	77	75			152	2	76.00	CUT	0.00
1992	75	66	70	67	278	4	69.50	T14	22,100.00
1994	69	72	72	77	290	4	72.50	T45	4,392.00
1995	69	68	69	67	273	4	68.25	T2	126,933.33
1996	73	72	72	73	290	4	72.50	T49	4,361.14
1999	74	75			149	2	74.50	CUT	0.00
2004	75	73			148	2	74.00	WD	0.00
Totals					1731	24	72.13		\$157,786.47

ELLIS, HARRY

Year	1st	2nd	3rd	4th	Total	Rounds Played	Avg Score	Finish	Money
2018	73	80			153	2	76.50	CUT	(A)
Totals					153	2	76.50		\$0.00

ELS, ERNIE

Year	1st	2nd	3rd	4th	Total	Rounds Played	Avg Score	Finish	Money
1994	72	74	68	76	290	4	72.50	T45	4,392.00
1995	72	68	70	68	278	4	69.50	T13	30,033.34
1996	70	67	68	75	280	4	70.00	T6	56,340.00
1997	68	74	73		215	3	71.67	T38	7,600.00
1998	67	72	67	73	279	4	69.75	T7	66,275.00
1999	69	72	70	70	281	4	70.25	T7	76,818.75
2000	73	64	72	65	274	4	68.50	T2	272,800.00
2001	69	75	75	77	296	4	74.00	T63	8,692.00
2002	70	71	69	69	279	4	69.75	T13	87,000.00
2003	73	70	70	73	286	4	71.50	T13	91,000.00
2004	68	70	66	66	270	4	67.50	1	945,000.00
2005	73	71	72	72	288	4	72.00	T45	15,415.72
2006	74	70	73	81	298	4	74.50	T68	11,500.00
2007	66	75	71	67	279	4	69.75	T15	93,000.00
2008	73	78			151	2	75.50	CUT	0.00
2009	70	70	71	72	283	4	70.75	T8	180,000.00
2010	74	72			146	2	73.00	CUT	0.00
2011	71	73	75	71	290	4	72.50	61	13,516.00
2012	70	75	74	78	297	4	74.25	T58	13,702.00
2013	73	70	74	73	290	4	72.50	T37	28,520.00
2014	70	72	69	72	283	4	70.75	T19	65,237.78
2015	77	72			149	2	74.50	CUT	0.00
2016	76	68			144	2	72.00	CUT	0.00
2018	75	74			149	2	74.50	CUT	0.00
2019	78				78	1	78.00	WD	0.00
2020	72	77			149	2	74.50	CUT	0.00
Totals					6302	88	71.61		\$2,066,842.59

ENGLISH, HARRIS

Year	1st	2nd	3rd	4th	Total	Rounds Played	Avg Score	Finish	Money
2012	71	75	80	72	298	4	74.50	T62	13,206.00
2015	67	71	72	71	281	4	70.25	T18	78,120.00
2020	70	73	74	72	289	4	72.25	T13	171,585.00
2022	77	77			154	2	77.00	CUT	0.00
2023	71	73	76	74	294	4	73.50	T52	48,600.00
2024	76	74			150	2	75.00	CUT	0.00
Totals					1466	20	73.30		\$311,511.00

ERNST, DEREK

Year	1st	2nd	3rd	4th	Total	Rounds Played	Avg Score	Finish	Money
2013	70	73	78	73	294	4	73.50	T57	13,702.00
2014	81	74			155	2	77.50	CUT	0.00
Totals					449	6	74.83		\$13,702.00

ESTES, BOB

Year	1st	2nd	3rd	4th	Total	Rounds Played	Avg Score	Finish	Money
1991	75	70	76	75	296	4	74.00	T66	2,496.00
1993	72	71	73	73	289	4	72.25	T50	3,328.00
1994	71	68	70	75	284	4	71.00	T19	18,180.00
1995	71	72	74	77	294	4	73.50	T3	3,298.00
1998	72	68	74	72	286	4	71.50	T44	7,240.00
1999	72	73	71	73	289	4	72.25	T48	6,579.00
2000	71	71			296	4	74.00	T76	5,828.00
Totals					2034	28	72.64		\$46,949.00

EVERY, MATT

Year	1st	2nd	3rd	4th	Total	Rounds Played	Avg Score	Finish	Money
2012	69	75	71	69	284	4	71.00	T6	215,450.00
2013	74	84			158	2	79.00	CUT	0.00
2014	74	72			146	2	73.00	CUT	0.00
2015	74	72			146	2	73.00	CUT	0.00
2017	76	76			152	2	76.00	CUT	0.00
2019	79	72			151	2	75.50	CUT	0.00
Totals					1037	14	74.07		\$215,450.00

FABEL, BRAD

Year	1st	2nd	3rd	4th	Total	Rounds Played	Avg Score	Finish	Money
1987	76	77			153	2	76.50	CUT	0.00
1993	70	71	73	73	287	4	71.75	T40	5,040.00
1998	71	71	70	71	283	4	70.75	T28	15,620.00
Totals					723	10	72.30		\$20,660.00

FALDO, NICK

Year	1st	2nd	3rd	4th	Total	Rounds Played	Avg Score	Finish	Money
1985	74	75	77	72	298	4	74.50	T50	1,741.50
1989	75	75	73	73	296	4	74.00	T55	3,740.00
1994	76	74			150	2	75.00	CUT	0.00
1995	68	72	70	68	278	4	69.50	T13	30,033.33
1998	71	70	69	74	284	4	71.00	T31	12,477.00
2000	79	69	71	72	291	4	72.75	T58	6,882.00
Totals					1597	22	72.59		\$54,873.83

FASH, NICLAS

Year	1st	2nd	3rd	4th	Total	Rounds Played	Avg Score	Finish	Money
2004	75	70	73	73	291	4	72.75	T51	12,521.25
Totals					291	4	72.75		\$12,521.25

FAXON, BRAD

Year	1st	2nd	3rd	4th	Total	Rounds Played	Avg Score	Finish	Money
1984	78	76			154	2	77.00	CUT	0.00
1985	81	74			155	2	77.50	CUT	0.00
1989	77	73	75	67	292	4	73.00	T34	6,115.72
1990	77	69	72		218	3	72.67	T3	48,000.00
1991	72	71	74	76	293	4	73.25	62	2,592.00
1992	74	73			147	2	73.50	CUT	0.00
1993	69	69	70	69	277	4	69.25	T4	50,750.00
1994	72	68	72	69	281	4	70.25	T9	42,000.00
1995	72	72	71	69	284	4	71.00	T47	4,494.80
1996	74	72	68	66	280	4	70.00	T6	56,340.00
1997	74	69	75		218	3	72.67	T57	4,256.00
1998	74	71	69	74	288	4	72.00	T51	5,148.00
2000	74	73	68	71	286	4	71.50	T33	16,378.00
2001	70	71	75	71	287	4	71.75	T30	24,365.72
2002	71	69	70	69	279	4	69.75	T13	87,000.00
2003	67	77	74	75	293	4	73.25	T40	19,500.00
2004	72	74	71	68	285	4	71.25	T19	65,887.50
2005	74	72	67	70	283	4	70.75	T21	61,600.00
2006	73	72	74	74	293	4	73.25	T46	15,640.00
2007	74	75			149	2	74.50	CUT	0.00
2009	83	78			161	2	80.50	CUT	0.00
2010	73	79			152	2	76.00	CUT	0.00
Totals					5355	74	72.36		\$510,067.74

FERNANDEZ-CASTANO, GONZALO

Year	1st	2nd	3rd	4th	Total	Rounds Played	Avg Score	Finish	Money
2013	72	74	77	74	297	4	74.25	68	12,648.00
2014	73	70	79	77	299	4	74.75	T75	11,718.00
2015	69	78			147	2	73.50	CUT	0.00
Totals					743	10	74.30		\$24,366.00

FEHR, RICK

Year	1st	2nd	3rd	4th	Total	Rounds Played	Avg Score	Finish	Money
1987	79	75			154	2	77.00	CUT	0.00
1988	76	77			153	2	76.50	CUT	0.00
1992	69	70	67	67	273	4	68.25	P2	140,400.00
1993	73	75			148	2	74.00	CUT	0.00
1994	75	72	71	74	292	4	73.00	T54	3,435.00
1995	72	77			149	2	74.50	CUT	0.00
1997	75	69			144	2	72.00	WD	0.00
Totals					1313	18	72.94		\$143,835.00

Player Records

FERGUS, KEITH

Year	1st	2nd	3rd	4th	Total	Rounds Played	Avg Score	Finish	Money
1978	72	70	74	77	293	4	73.25	T15	3,750.00
1979	76	79	71	74	300	4	75.00	T30	1,821.50
1980	72	71	70	74	287	4	71.75	T16	4,650.00
1981	71	68	74	71	284	4	71.00	1	63,000.00
1982	69	76	72	72	289	4	72.25	T27	2,641.86
1983	76	69	70	77	292	4	73.00	T37	2,370.00
1984	71	74	76	73	294	4	73.50	T36	2,753.43
1985	73	72	69	72	286	4	71.50	T4	22,963.33
1986	74	73			147	2	73.50	CUT	0.00
1989	76	80			156	2	78.00	CUT	0.00
1994	76	78			154	2	77.00	CUT	0.00
1995	72	70	74	74	290	4	72.50	T66	3,451.00
1996	73	68	76	70	287	4	71.75	T30	10,240.00
1997	74	71	74		219	3	73.00	T60	4,104.00
1998	74	75			149	2	74.50	CUT	0.00
1999	80	75			155	2	77.50	CUT	0.00
2000	73	75	73	74	295	4	73.75	T68	6,169.00
2001	83	76			159	2	79.50	CUT	0.00
2003	69	76	79	75	299	4	74.75	T58	11,050.00
Totals					4635	63	73.57		\$138,964.12

FEZLER, FORREST

Year	1st	2nd	3rd	4th	Total	Rounds Played	Avg Score	Finish	Money
1976	79	77	77	75	308	4	77.00	T62	370.00
1977	75	75	75	73	298	4	74.50	T45	940.00
1978	75	74	81	79	309	4	77.25	T3	750.00
Totals					915	12	76.25		\$2,060.00

FICHARDT, DARREN

Year	1st	2nd	3rd	4th	Total	Rounds Played	Avg Score	Finish	Money
2000	82	73			155	2	77.50	CUT	0.00
2004	70	78	74	78	300	4	75.00	T73	10,132.50
Totals					455	6	75.83		\$10,132.50

FINAU, TONY

Year	1st	2nd	3rd	4th	Total	Rounds Played	Avg Score	Finish	Money
2015	71	66	73	67	277	4	69.25	T8	179,800.00
2016	70	69	70	68	277	4	69.25	T8	158,666.67
2017	74	73	68	74	289	4	72.25	T10	33,930.00
2018	71	68	72	67	278	4	69.50	T13	139,018.00
2019	77	74			151	2	75.50	CUT	0.00
2020	66	69	73	78	286	4	71.50	8	290,625.00
2021	72	68	76	73	289	4	72.25	T32	53,103.00
2024	71	70	73	73	287	4	71.75	T8	579,000.00
Totals					2134	30	71.13		\$1,434,142.67

FIORI, ED

Year	1st	2nd	3rd	4th	Total	Rounds Played	Avg Score	Finish	Money
1980	70	68	76	73	287	4	71.75	T16	4,650.00
1981	76	70	73	79	298	4	74.50	T46	1,830.00
1982	75	76			151	2	75.50	CUT	0.00
1983	74	75	73	74	296	4	74.00	T52	1,800.00
1984	75	69	79	74	297	4	74.25	T51	1,684.00
1985	79	74			153	2	76.50	CUT	0.00
1986	72	75			147	2	73.50	CUT	0.00
1987	73	77			150	2	75.00	CUT	0.00
1988	73	72	70	76	291	4	72.75	T35	5,011.66
1989	73	73	74	71	291	4	72.75	T30	7,367.50
Totals					2361	32	73.78		\$22,343.16

FISHER, ROSS

Year	1st	2nd	3rd	4th	Total	Rounds Played	Avg Score	Finish	Money
2017	73	69	70	73	285	4	71.25	T22	90,480.00
Totals					285	4	71.25		\$90,480.00

FITZPATRICK, MATT

Year	1st	2nd	3rd	4th	Total	Rounds Played	Avg Score	Finish	Money
2019	73	71	74	75	293	4	73.25	T68	18,382.00
2020	75	66	74	68	283	4	70.75	3	641,700.00
2021	75	72			147	2	73.50	CUT	0.00
2022	74	73			147	2	73.50	CUT	0.00
2023	76	68	70	72	286	4	71.50	T9	545,000.00
2024	73	70	74	69	286	4	71.50	T5	766,666.67
Totals					1442	20	72.10		\$1,971,748.67

FITZSIMONS, PAT

Year	1st	2nd	3rd	4th	Total	Rounds Played	Avg Score	Finish	Money
1976	78	76	79	70	303	4	75.75	T47	535.00
Totals					303	4	75.75		\$535.00

FLANAGAN, NICK

Year	1st	2nd	3rd	4th	Total	Rounds Played	Avg Score	Finish	Money
2004	78	73			151	2	75.50	CUT	0.00
Totals					151	2	75.50		\$0.00

FLECKMAN, MARTY

Year	1st	2nd	3rd	4th	Total	Rounds Played	Avg Score	Finish	Money
1976	80	81			161	2	80.50	CUT	0.00
1979	82	83			165	2	82.50	CUT	0.00
Totals					326	4	81.50		\$0.00

FLEETWOOD, TOMMY

Year	1st	2nd	3rd	4th	Total	Rounds Played	Avg Score	Finish	Money
2015	76	71			147	2	73.50	CUT	0.00
2017	77	76			153	2	76.50	CUT	0.00
2024	69	73	73	76	291	4	72.75	T20	259,500.00
Totals					591	8	73.88		\$259,500.00

FLEISHER, BRUCE

Year	1st	2nd	3rd	4th	Total	Rounds Played	Avg Score	Finish	Money
1981	73	73	74	75	295	4	73.75	T32	2,450.00
1982	69	73	70	77	289	4	72.25	T27	2,641.85
1992	71	70	70	70	281	4	70.25	T26	8,847.22
1993	73	73			146	2	73.00	CUT	0.00
Totals					1011	14	72.21		\$13,939.07

FLESCH, STEVE

Year	1st	2nd	3rd	4th	Total	Rounds Played	Avg Score	Finish	Money
1998	75	73			148	2	74.00	CUT	0.00
1999	70	78	72	71	291	4	72.75	T54	5,840.00
2000	76	68	64	70	278	4	69.50	T5	113,150.00
2001	72	67	71	73	283	4	70.75	T11	90,200.00
2002	73	75			148	2	74.00	CUT	0.00
2003	76	77			153	2	76.50	CUT	0.00
2004	72	73	72	71	288	4	72.00	T33	27,150.00
2005	69	69	73	75	286	4	71.50	T34	28,380.00
2006	66	72	85	75	298	4	74.50	T68	11,500.00
2007	72	75			147	2	73.50	CUT	0.00
2008	76	81			157	2	78.50	CUT	0.00
2009	73	75	74	69	291	4	72.75	T41	22,800.00
2010	79	80			159	2	79.50	CUT	0.00
Totals					2927	40	73.18		\$299,020.00

FLORES, MARTIN

Year	1st	2nd	3rd	4th	Total	Rounds Played	Avg Score	Finish	Money
2012	74	75			149	2	74.50	CUT	0.00
2014	69	68	75	71	283	4	70.75	T19	65,237.78
Totals					432	6	72.00		\$65,237.78

FLOYD, RAY

Year	1st	2nd	3rd	4th	Total	Rounds Played	Avg Score	Finish	Money
1977	72	75	73	74	294	4	73.50	T21	1,986.25
1978	74	80			154	2	77.00	CUT	0.00
1979	75	80	78	71	304	4	76.00	T47	1,151.43
1980	68	73	71	73	285	4	71.25	T8	7,800.00
1982	74	69	67	71	281	4	70.25	1	63,000.00
1983	72	69	76	73	290	4	72.50	T28	2,992.00
1984	72	75	70	77	294	4	73.50	T36	2,753.42
1985	72	74	71	74	291	4	72.75	T18	7,390.00
1986	70	74	68	68	280	4	70.00	14	10,940.00
1987	76	74			150	2	75.00	CUT	0.00
1989	73	67	73	72	285	4	71.25	T8	26,610.00
1990	78	73	72		223	3	74.33	T22	10,000.00
Totals					3131	43	72.81		\$134,623.10

FORSBRAND, ANDERS

Year	1st	2nd	3rd	4th	Total	Rounds Played	Avg Score	Finish	Money
1987	73	72	73	70	288	4	72.00	53	2,790.00
Totals					288	4	72.00		\$2,790.00

Player Records

FORSMAN, DAN

Year	1st	2nd	3rd	4th	Total	Rounds Played	Avg Score	Finish	Money
1985	71	77	75	75	298	4	74.50	T50	1,741.50
1986	73	72	74	74	293	4	73.25	T67	1,512.00
1987	69	71	74	82	296	4	74.00	T72	2,500.00
1988	75	73	74	77	299	4	74.75	T67	2,542.50
1989	82	72			154	2	77.00	CUT	0.00
1990	79	71	72		222	3	74.00	T16	14,500.00
1991	75	72	72	73	292	4	73.00	T58	2,652.00
1992	74	71	70	68	283	4	70.75	T42	4,420.00
1993	72	71	77	74	294	4	73.50	T65	2,940.00
1994	72	78			150	2	75.00	CUT	0.00
1997	75	68	74		217	3	72.33	T54	4,370.00
1998	69	75	68	70	282	4	70.50	T23	19,580.00
2004	73	73	67	74	287	4	71.75	T24	39,725.00
Totals					3367	46	73.20		\$96,483.00

FOUGHT, JOHN

Year	1st	2nd	3rd	4th	Total	Rounds Played	Avg Score	Finish	Money
1977	84	75			159	2	79.50	CUT	0.00
1979	80	80			160	2	80.00	CUT	0.00
1980	71	68	72	78	289	4	72.25	T26	2,380.00
1981	78	72	71	76	297	4	74.25	T41	2,020.00
1983	70	72	70	77	289	4	72.25	T25	3,540.00
1984	76	77			153	2	76.50	CUT	0.00
Totals					1347	18	74.83		\$7,940.00

FOWLER, PETER

Year	1st	2nd	3rd	4th	Total	Rounds Played	Avg Score	Finish	Money
1984	73	79			152	2	76.00	CUT	0.00
Totals					152	2	76.00		\$0.00

FOWLER, RICKIE

Year	1st	2nd	3rd	4th	Total	Rounds Played	Avg Score	Finish	Money
2010	65	66	69	73	273	4	68.25	2	648,000.00
2011	68	73	74	69	284	4	71.00	T22	54,405.00
2012	71	71	69	84	295	4	73.75	T52	14,539.00
2013	72	71	76	71	290	4	72.50	T37	28,520.00
2014	75	70			145	2	72.50	CUT	0.00
2015	72	72			144	2	72.00	CUT	0.00
2016	75	69			144	2	72.00	CUT	0.00
2017	70	66	72	70	278	4	69.50	T2	765,600.00
2018	72	69	68	68	277	4	69.25	T8	240,300.00
2019	69	68	72	72	281	4	70.25	T14	163,800.00
2020	81	68			149	2	74.50	CUT	0.00
2021	69	70	75	70	284	4	71.00	T11	225,525.00
2022	70	74	75	77	296	4	74.00	T64	25,800.00
2023	72	68	74	72	286	4	71.50	T9	545,000.00
2024	76	82			158	2	79.00	CUT	0.00
Totals					3584	50	71.68		\$2,711,489.00

FOX, RYAN

Year	1st	2nd	3rd	4th	Total	Rounds Played	Avg Score	Finish	Money
2019	75	72			147	2	73.50	CUT	0.00
2023	77	70	73	70	290	4	72.50	T30	117,250.00
Totals					437	6	72.83		\$117,250.00

FOX, STEVEN

Year	1st	2nd	3rd	4th	Total	Rounds Played	Avg Score	Finish	Money (A)
2013	78	78			156	2	78.00	CUT	
Totals					156	2	78.00		\$0.00

FRANCO, CARLOS

Year	1st	2nd	3rd	4th	Total	Rounds Played	Avg Score	Finish	Money
1994	80	75			155	2	77.50	CUT	0.00
1999	74	67	70	68	279	4	69.75	T3	132,600.00
2000	73	71	70	70	284	4	71.00	T20	34,844.00
2001	69	74	77	78	298	4	74.50	67	8,446.00
2002	74	71	78	79	302	4	75.50	T5	8,550.00
2003	78	74			152	2	76.00	CUT	0.00
2005	69	73	73	74	289	4	72.25	T52	12,826.00
Totals					1759	24	73.29		\$197,266.00

FRAZAR, HARRISON

Year	1st	2nd	3rd	4th	Total	Rounds Played	Avg Score	Finish	Money
1998	68	69	75	73	285	4	71.25	T38	9,240.00
1999	72	76	72	70	290	4	72.50	T52	6,069.00
2000	66	69	78	71	284	4	71.00	T20	34,844.00
2001	76	71	75	78	300	4	75.00	68	8,364.00
2002	70	65	75	67	277	4	69.25	T4	169,650.00
2003	74	77			151	2	75.50	CUT	0.00
2004	73	72	69	72	286	4	71.50	T23	54,600.00
2005	69	68	73	74	284	4	71.00	T24	44,550.00
Totals					2157	30	71.90		\$327,317.00

FREEMAN, ROBIN

Year	1st	2nd	3rd	4th	Total	Rounds Played	Avg Score	Finish	Money
1996	73	73	72	73	291	4	72.75	T56	3,960.00
Totals					291	4	72.75		\$3,960.00

FRIEND, BOB

Year	1st	2nd	3rd	4th	Total	Rounds Played	Avg Score	Finish	Money
1998	74	73			147	2	73.50	CUT	0.00
1999	74	74	79	72	299	4	74.75	T72	4,972.50
Totals					446	6	74.33		\$4,972.50

FRITTELLI, DYLAN

Year	1st	2nd	3rd	4th	Total	Rounds Played	Avg Score	Finish	Money
2020	73	68	74	76	291	4	72.75	T22	78,120.00
2021	74	74			148	2	74.00	CUT	0.00
2023								WD	0.00
Totals					439	6	73.17		\$78,120.00

FROST, DAVID

Year	1st	2nd	3rd	4th	Total	Rounds Played	Avg Score	Finish	Money
1985	75	79			154	2	77.00	CUT	0.00
1986	72	76			148	2	74.00	CUT	0.00
1987	68	70	70	69	277	4	69.25	T6	26,038.33
1988	69	70	68	69	276	4	69.00	T2	78,220.00
1989	75	71	72	67	285	4	71.25	T8	26,610.00
1990	79	78	74		231	3	77.00	T64	2,090.00
1991	69	71	73	68	281	4	70.25	T8	30,000.00
1992	72	70	69	65	276	4	69.00	T7	37,830.00
1993	75	69	71	69	284	4	71.00	T25	10,920.00
1994	69	71	71	71	282	4	70.50	T11	34,500.00
1995	68	72	65	70	275	4	68.75	T5	57,630.00
1996	73	68	70	67	278	4	69.50	T3	104,400.00
1997	72	70	69		211	3	70.33	T17	27,550.00
1998	72	78			150	2	75.00	CUT	0.00
1999	74	74	73	74	295	4	73.75	T67	5,227.50
2001	71	72	75	72	290	4	72.50	T43	14,350.00
2002	71	76			147	2	73.50	CUT	0.00
Totals					4140	58	71.38		\$455,365.83

FRYATT, EDWARD

Year	1st	2nd	3rd	4th	Total	Rounds Played	Avg Score	Finish	Money
1998	73	70	69	73	285	4	71.25	T38	9,240.00
2000	78	70	70	70	288	4	72.00	T41	11,780.00
Totals					573	8	71.63		\$21,020.00

FUKABORI, KEIICHIRO

Year	1st	2nd	3rd	4th	Total	Rounds Played	Avg Score	Finish	Money
2004	72	74	74	72	292	4	73.00	T55	11,812.50
2006	77	75			152	2	76.00	CUT	0.00
Totals					444	6	74.00		\$11,812.50

FUNK, FRED

Year	1st	2nd	3rd	4th	Total	Rounds Played	Avg Score	Finish	Money
1991	76	68	69	72	285	4	71.25	T23	11,040.00
1992	68	72	70	70	280	4	70.00	T23	12,480.00
1993	75	74			149	2	74.50	CUT	0.00
1994	73	72	74	72	291	4	72.75	T50	3,652.50
1995	72	69	67	70	278	4	69.50	T13	30,033.34
1996	70	73	68	72	283	4	70.75	T14	31,500.00
1997	70	73	74		217	3	72.33	T54	4,370.00
1998	75	69	70	71	285	4	71.25	T38	9,240.00
1999	72	73	72	70	287	4	71.75	T35	11,777.38
2000	73	70	71	77	291	4	72.75	T58	6,882.00
2001	71	68	71	73	283	4	70.75	T11	90,200.00
2002	72	70	69	71	282	4	70.50	T22	43,200.00
2003	75	76			151	2	75.50	CUT	0.00
2004	75	75			150	2	75.00	CUT	0.00
2005	78	72			150	2	75.00	CUT	0.00
Totals					3662	51	71.80		\$254,375.22

Player Records

FUNSETH, ROD

Year	1st	2nd	3rd	4th	Total	Rounds Played	Avg Score	Finish	Money
1976	76	67	72	77	292	4	73.00	T8	5,650.00
1977	78	78			156	2	78.00	CUT	0.00
1978	74	79			153	2	76.50	CUT	0.00
1979	81	86			167	2	83.50	CUT	0.00
Totals					768	10	76.80		\$5,650.00

FURYK, JIM

Year	1st	2nd	3rd	4th	Total	Rounds Played	Avg Score	Finish	Money
1995	71	71	68	76	286	4	71.50	T53	3,898.66
1996	69	74	72	75	290	4	72.50	T49	4,361.14
1997	71	66	67		204	3	68.00	T2	167,200.00
1998	74	68	67	68	277	4	69.25	4	105,600.00
1999	71	67	76	74	288	4	72.00	T43	8,415.00
2000	73	70	69	73	285	4	71.25	T25	22,669.00
2001	69	69	74	74	286	4	71.50	T24	33,210.00
2002	71	70	68	65	274	4	68.50	1	810,000.00
2003	68	70	75	76	289	4	72.25	T24	44,000.00
2005	73	73	64	68	278	4	69.50	T8	148,500.00
2006	73	71	72	70	286	4	71.50	T18	63,077.50
2007	70	69	71	71	281	4	70.25	T23	51,900.00
2008	71	74	73	75	293	4	73.25	T39	24,000.00
2009	67	70	71	69	277	4	69.25	2	648,000.00
2010	68	67	72	72	279	4	69.75	T10	156,000.00
2011	77	75			152	2	76.00	CUT	0.00
2012	72	68	75	73	288	4	72.00	T13	119,866.66
2013	75	70	69	73	287	4	71.75	T21	58,202.50
2014	73	68	72	70	283	4	70.75	T19	65,237.78
2015	69	66	70	71	276	4	69.00	T5	226,300.00
2016	69	70	72	73	284	4	71.00	T52	19,822.00
2017	76	75			151	2	75.50	CUT	0.00
2018	76	71			147	2	73.50	CUT	0.00
2019	72	69	75	69	285	4	71.25	T33	50,278.50
2020	72	68	79	77	296	4	74.00	T48	23,839.00
Totals					6622	93	71.20		\$2,854,377.74

GAINEY, TOM

Year	1st	2nd	3rd	4th	Total	Rounds Played	Avg Score	Finish	Money
2011	78	70			148	2	74.00	CUT	0.00
2012	79	77			156	2	78.00	CUT	0.00
2013	71	80			151	2	75.50	CUT	0.00
Totals					455	6	75.83		\$0.00

GALLAGHER, JEFF

Year	1st	2nd	3rd	4th	Total	Rounds Played	Avg Score	Finish	Money
1998	71	74	68	75	288	4	72.00	T51	5,148.00
Totals					288	4	72.00		\$5,148.00

GALLAGHER, JR., JIM

Year	1st	2nd	3rd	4th	Total	Rounds Played	Avg Score	Finish	Money
1990	77	77	74		228	3	76.00	T43	2,922.00
1991	69	70	74	75	288	4	72.00	T36	6,030.00
1992	70	69	72	68	279	4	69.75	T19	16,315.00
1993	75	77			152	2	76.00	CUT	0.00
1994	77	78			155	2	77.50	CUT	0.00
1995	67	75	73	68	283	4	70.75	T38	6,630.00
1996	78	70			148	2	74.00	CUT	0.00
1997	73	76			149	2	74.50	CUT	0.00
Totals					1682	23	73.13		\$31,897.00

GAMEZ, ROBERT

Year	1st	2nd	3rd	4th	Total	Rounds Played	Avg Score	Finish	Money
1990	81	75	76		232	3	77.33	T68	2,010.00
1991	74	72	70	74	290	4	72.50	T48	3,016.00
1993	70	72	76	77	295	4	73.75	T66	2,884.00
1994	77	69	66	67	279	4	69.75	6	54,000.00
1995	68	67	69	71	275	4	68.75	T5	57,630.00
1996	81	76			157	2	78.50	CUT	0.00
1997	76	75			151	2	75.50	CUT	0.00
2003	70	68	75	73	286	4	71.50	T13	91,000.00
2004	77	73			150	2	75.00	CUT	0.00
2006	70	74	68	74	286	4	71.50	T18	63,077.50
Totals					2401	33	72.76		\$273,617.50

GARCIA, SERGIO

Year	1st	2nd	3rd	4th	Total	Rounds Played	Avg Score	Finish	Money
1999	67	70	74	71	282	4	70.50	T11	58,650.00
2001	68	69	70	71	278	4	69.50	T2	360,800.00
2002	75	70	77	75	297	4	74.25	T3	8,730.00
2003	73	74			147	2	73.50	CUT	0.00
2004	73	69	72	73	287	4	71.75	T24	39,725.00
2006	69	74	74	69	286	4	71.50	T18	63,077.50
2007	69	73	69	70	281	4	70.25	T23	51,900.00
2008	72	77	75	70	294	4	73.50	45	19,800.00
2020	72	73	73	74	292	4	73.00	T32	51,925.00
Totals					2444	34	71.88		\$654,607.50

GARDNER, BUDDY

Year	1st	2nd	3rd	4th	Total	Rounds Played	Avg Score	Finish	Money
1979	76	81	74	74	305	4	76.25	T54	1,080.00
1980	77	75			152	2	76.00	CUT	0.00
1984	74	74	73	68	289	4	72.25	T16	7,750.00
1985	75	74	70	79	298	4	74.50	T50	1,741.50
1986	79	75			154	2	77.00	CUT	0.00
1987	69	70	71	73	283	4	70.75	T27	6,700.00
1988	72	73	71	77	293	4	73.25	T48	2,977.00
1991	73	73	70	73	289	4	72.25	T38	4,560.00
Totals					2063	28	73.68		\$24,808.50

GARNETT, BRICE

Year	1st	2nd	3rd	4th	Total	Rounds Played	Avg Score	Finish	Money
2014	72	75			147	2	73.50	CUT	0.00
2018	74	68	73	72	287	4	71.75	T62	19,046.00
2019	74	72			146	2	73.00	CUT	0.00
Totals					580	8	72.50		\$19,046.00

GARRIGUS, ROBERT

Year	1st	2nd	3rd	4th	Total	Rounds Played	Avg Score	Finish	Money
2007	69	74	70	71	284	4	71.00	T35	28,950.00
2008	80	76			156	2	78.00	CUT	0.00
2011	69	75	74	79	297	4	74.25	T71	12,152.00
2012	71	76	79	77	303	4	75.75	T70	12,338.00
2014	72	70	70	72	284	4	71.00	T28	38,646.67
Totals					1324	18	73.56		\$92,086.67

GATES, BOBBY

Year	1st	2nd	3rd	4th	Total	Rounds Played	Avg Score	Finish	Money
2011	76	73			149	2	74.50	CUT	0.00
Totals					149	2	74.50		\$0.00

GAY, BRIAN

Year	1st	2nd	3rd	4th	Total	Rounds Played	Avg Score	Finish	Money
2001	71	74	78	72	295	4	73.75	T60	8,938.00
2018	69	71	71	73	284	4	71.00	T44	25,721.00
2019	72	76			148	2	74.00	CUT	0.00
2021	73	75			148	2	74.00	CUT	0.00
Totals					875	12	72.92		\$34,659.00

GEIBERGER, AL

Year	1st	2nd	3rd	4th	Total	Rounds Played	Avg Score	Finish	Money
1976	75	74	76	77	302	4	75.50	T38	780.00
1977	75	79			154	2	77.00	CUT	0.00
1982	78	71	77	73	299	4	74.75	T69	1,510.00
1983	76	74	72	78	300	4	75.00	T65	1,640.00
Totals					1055	14	75.36		\$3,930.00

GEIBERGER, BRENT

Year	1st	2nd	3rd	4th	Total	Rounds Played	Avg Score	Finish	Money
1997	72	76			148	2	74.00	CUT	0.00
1998	69	70	76	72	287	4	71.75	T48	5,764.00
1999	72	75	70	74	291	4	72.75	T54	5,840.00
2000	72	72	73	73	290	4	72.50	T51	7,295.00
Totals					1016	14	72.57		\$18,899.00

GHIM, DOUG

Year	1st	2nd	3rd	4th	Total	Rounds Played	Avg Score	Finish	Money
2021	75	76			151	2	75.50	CUT	0.00
2022	77	68	72	78	295	4	73.75	T60	26,640.00
Totals					446	6	74.33		\$26,640.00

Player Records

GIBSON, KELLY

Year	1st	2nd	3rd	4th	Total	Rounds Played	Avg Score	Finish	Money
1997	69	78	70		217	3	72.33	T54	4,370.00
Totals					217	3	72.33		\$4,370.00

GIBSON, RICK

Year	1st	2nd	3rd	4th	Total	Rounds Played	Avg Score	Finish	Money
1991	73	75	82	76	306	4	76.50	77	2,280.00
Totals					306	4	76.50		\$2,280.00

GILBERT, GIBBY

Year	1st	2nd	3rd	4th	Total	Rounds Played	Avg Score	Finish	Money
1976	70	75	72	77	294	4	73.50	T12	3,866.67
1977	72	70	75	77	294	4	73.50	T21	1,986.25
1978	71	75	75	77	298	4	74.50	T40	993.33
1979	82	75	74	72	303	4	75.75	T42	1,270.00
1982	79	74			153	2	76.50	CUT	0.00
Totals					1342	18	74.56		\$8,116.25

GILDER, BOB

Year	1st	2nd	3rd	4th	Total	Rounds Played	Avg Score	Finish	Money
1976	78	74	76	75	303	4	75.75	T47	535.00
1977	76	72	76	78	302	4	75.50	T62	781.50
1978	75	74	70	75	294	4	73.50	T20	2,650.00
1979	74	80	68	69	291	4	72.75	3	20,400.00
1980	73	69	67	82	291	4	72.75	T41	1,760.00
1981	75	78			153	2	76.50	CUT	0.00
1982	72	70	69	76	287	4	71.75	T16	5,075.00
1983	77	72	79	72	300	4	75.00	T65	1,640.00
1984	74	79			153	2	76.50	CUT	0.00
1989	75	75	74	73	297	4	74.25	T59	3,680.00
1992	71	67	68	70	276	4	69.00	T7	37,830.00
Totals					2947	40	73.68		\$74,351.50

GILFORD, DAVID

Year	1st	2nd	3rd	4th	Total	Rounds Played	Avg Score	Finish	Money
1992	76	68	68	69	281	4	70.25	T26	8,847.22
Totals					281	4	70.25		\$8,847.22

GILLIS, TOM

Year	1st	2nd	3rd	4th	Total	Rounds Played	Avg Score	Finish	Money
2010	71	72	71	73	287	4	71.75	T41	21,600.00
2011	74	73			147	2	73.50	CUT	0.00
2012	81				81	1	81.00	WD	0.00
2013	73	70	75	81	299	4	74.75	T69	12,462.00
Totals					814	11	74.00		\$34,062.00

GLASSON, BILL

Year	1st	2nd	3rd	4th	Total	Rounds Played	Avg Score	Finish	Money
1985	76	76			152	2	76.00	CUT	0.00
1986	71	72	70	75	288	4	72.00	T47	1,858.00
1987	71	75	74	70	290	4	72.50	T61	2,627.50
1988	76	75			151	2	75.50	CUT	0.00
1989	72	76	78	75	301	4	75.25	66	3,570.00
1990	78	71	71		220	3	73.33	T9	26,000.00
1992	70	74	68	72	284	4	71.00	T48	3,267.34
1993	69	69	68	72	278	4	69.50	T10	36,400.00
1995	72	66	71	69	278	4	69.50	T13	30,033.33
1997	74	71	74		219	3	73.00	T60	4,104.00
1999	70	68	71	72	281	4	70.25	T7	76,818.75
2000	72	68	73	71	284	4	71.00	T20	34,844.00
Totals					3026	42	72.05		\$219,522.92

GLOVER, LUCAS

Year	1st	2nd	3rd	4th	Total	Rounds Played	Avg Score	Finish	Money
2005	67	70	73	68	278	4	69.50	T8	148,500.00
2006	75	79			154	2	77.00	CUT	0.00
2007								WD	0.00
2008	74	77			151	2	75.50	CUT	0.00
2009	75	69	72	76	292	4	73.00	T45	18,600.00
2010	76	74			150	2	75.00	CUT	0.00
2011	72	79			151	2	75.50	CUT	0.00
2012	74	68	75	76	293	4	73.25	T46	17,577.00
2013	78	72			150	2	75.00	CUT	0.00
2014	70	73	76	73	292	4	73.00	T69	12,400.00
2015	68	72	82	72	294	4	73.50	T68	12,524.00
2016	70	67	73	70	280	4	70.00	T33	45,900.00
2017	67	73	72	78	290	4	72.50	T45	26,187.00
2018	67	74	72	72	285	4	71.25	T52	20,754.80
2019	72	72	69	76	289	4	72.25	T52	21,221.20
2020	69	72	74	78	293	4	73.25	T38	43,245.00
2021	72	70	72	76	290	4	72.50	T37	42,315.00
2022	75	70	77	73	295	4	73.75	T60	26,640.00
2023	74	77			151	2	75.50	CUT	0.00
2024	78	74			152	2	76.00	CUT	0.00
Totals					4530	62	73.06		\$435,864.00

GOALBY, BOB

Year	1st	2nd	3rd	4th	Total	Rounds Played	Avg Score	Finish	Money
1977	88	78			166	2	83.00	CUT	0.00
Totals					166	2	83.00		\$0.00

GOGEL, MATT

Year	1st	2nd	3rd	4th	Total	Rounds Played	Avg Score	Finish	Money
2000	76	75			151	2	75.50	CUT	0.00
2002	73	73	71	72	289	4	72.25	T60	9,720.00
2003	75	79			154	2	77.00	CUT	0.00
Totals					594	8	74.25		\$9,720.00

GOGGIN, MATHEW

Year	1st	2nd	3rd	4th	Total	Rounds Played	Avg Score	Finish	Money
2008	65	72	71	74	282	4	70.50	T2	396,000.00
2009	73	73	70	72	288	4	72.00	T27	40,800.00
2010	73	73			146	2	73.00	CUT	0.00
Totals					716	10	71.60		\$436,800.00

GOMEZ, FABIAN

Year	1st	2nd	3rd	4th	Total	Rounds Played	Avg Score	Finish	Money
2013	76	68	77	78	299	4	74.75	T69	12,462.00
2016	73	78			151	2	75.50	CUT	0.00
2017	73	75			148	2	74.00	CUT	0.00
Totals					598	8	74.75		\$12,462.00

GONZALES, ANDRES

Year	1st	2nd	3rd	4th	Total	Rounds Played	Avg Score	Finish	Money
2015	73	72			145	2	72.50	CUT	0.00
Totals					145	2	72.50		\$0.00

GONZALEZ, ERNIE

Year	1st	2nd	3rd	4th	Total	Rounds Played	Avg Score	Finish	Money
1987	75	70	72	77	294	4	73.50	68	2,530.00
Totals					294	4	73.50		\$2,530.00

GOOCH, TALOR

Year	1st	2nd	3rd	4th	Total	Rounds Played	Avg Score	Finish	Money
2019	76	76			152	2	76.00	CUT	0.00
2020	78	70			148	2	74.00	CUT	0.00
2021	74	71	71	71	287	4	71.75	T18	110,670.00
Totals					587	8	73.38		\$110,670.00

GOOD, DAVID

Year	1st	2nd	3rd	4th	Total	Rounds Played	Avg Score	Finish	Money
1978	81	80			161	2	80.50	CUT	0.00
Totals					161	2	80.50		\$0.00

Player Records

GOOSEN, RETIEF

Year	1st	2nd	3rd	4th	Total	Rounds Played	Avg Score	Finish	Money
2003	67	67	74	73	281	4	70.25	T7	161,250.00
2004	70	72	69	71	282	4	70.50	T8	152,250.00
2006	74	72	75	75	296	4	74.00	T62	12,247.50
2015	70	71	71	72	284	4	71.00	T31	36,766.00
2017	77	72			149	2	74.50	CUT	0.00
Totals					1292	18	71.78		\$362,513.50

GORDON, WILL

Year	1st	2nd	3rd	4th	Total	Rounds Played	Avg Score	Finish	Money
2023	78	71			149	2	74.50	CUT	0.00
Totals					149	2	74.50		\$0.00

GORE, JASON

Year	1st	2nd	3rd	4th	Total	Rounds Played	Avg Score	Finish	Money
2006	77	72			149	2	74.50	CUT	0.00
2007	70	70	71	68	279	4	69.75	T15	93,000.00
2008	76	76			152	2	76.00	CUT	0.00
2015	76	74			150	2	75.00	CUT	0.00
2016	72	67	71	73	283	4	70.75	T48	21,930.00
Totals					1013	14	72.36		\$114,930.00

GOSSETT, DAVID

Year	1st	2nd	3rd	4th	Total	Rounds Played	Avg Score	Finish	Money
2002	70	72	69	73	284	4	71.00	T32	22,860.00
2003	72	74	75	74	295	4	73.75	T49	12,800.00
Totals					579	8	72.38		\$35,660.00

GOTTERUP, CHRIS

Year	1st	2nd	3rd	4th	Total	Rounds Played	Avg Score	Finish	Money
2023	77	73			150	2	75.00	CUT	0.00
2024	73	76			149	2	74.50	CUT	0.00
Totals					299	4	74.75		\$0.00

GOVE, MIKE

Year	1st	2nd	3rd	4th	Total	Rounds Played	Avg Score	Finish	Money
1981	80	78			158	2	79.00	CUT	0.00
Totals					158	2	79.00		\$0.00

GOYDOS, PAUL

Year	1st	2nd	3rd	4th	Total	Rounds Played	Avg Score	Finish	Money
1994	74	72	71	78	295	4	73.75	T64	3,165.00
1996	71	77			148	2	74.00	CUT	0.00
1997	72	69	72		213	3	71.00	T26	13,775.00
1998	74	72			146	2	73.00	CUT	0.00
1999	78	73			151	2	75.50	CUT	0.00
2000	72	72	70	72	286	4	71.50	T33	16,378.00
Totals					1239	17	72.88		\$33,318.00

GRACE, BRANDEN

Year	1st	2nd	3rd	4th	Total	Rounds Played	Avg Score	Finish	Money
2012	74	72	75	70	291	4	72.75	T25	40,776.93
2013	78	75			153	2	76.50	CUT	0.00
2014	77	74			151	2	75.50	CUT	0.00
2018	69	71	70	75	285	4	71.25	T52	20,754.80
2019	75	72			147	2	73.50	CUT	0.00
2020	74	75			149	2	74.50	CUT	0.00
2021	68	72	67	71	278	4	69.50	4	455,700.00
Totals					1454	20	72.70		\$517,231.73

GRADY, WAYNE

Year	1st	2nd	3rd	4th	Total	Rounds Played	Avg Score	Finish	Money
1989	73	73	70	75	291	4	72.75	T30	7,367.50
1990	81	78			159	2	79.50	CUT	0.00
1992	72	73	69	70	284	4	71.00	T48	3,267.33
1993	74	72			146	2	73.00	CUT	0.00
1994	73	70	70	81	294	4	73.50	T60	3,255.00
1995	69	71	72	74	286	4	71.50	T53	3,898.66
1996	75	71	69	76	291	4	72.75	T56	3,960.00
1998	76	74			150	2	75.00	CUT	0.00
1999	71	74	73	74	292	4	73.00	58	5,712.00
Totals					2193	30	73.10		\$27,460.49

GRAHAM, DAVID

Year	1st	2nd	3rd	4th	Total	Rounds Played	Avg Score	Finish	Money
1976	78	72	79	71	300	4	75.00	T32	1,183.34
1977	74	70	68	80	292	4	73.00	T13	3,936.50
1978	78	69	72	73	292	4	73.00	T10	5,300.00
1979	73	76	76	75	300	4	75.00	T30	1,821.50
1980	73	67	70	70	280	4	70.00	1	54,000.00
1981	81	75			156	2	78.00	CUT	0.00
1982	77	74			151	2	75.50	CUT	0.00
1983	72	67	69	74	282	4	70.50	T2	35,200.00
1984	71	76	72	74	293	4	73.25	T32	3,394.00
1985	73	70	76	80	299	4	74.75	T54	1,637.75
1986	73	73	75	72	293	4	73.25	T67	1,512.00
1987	68	73	74	72	287	4	71.75	T46	3,021.43
1988	75	77			152	2	76.00	CUT	0.00
1989	81	78			159	2	79.50	CUT	0.00
1990	80	80			160	2	80.00	CUT	0.00
1991	79	75			154	2	77.00	CUT	0.00
1992	79	76			155	2	77.50	CUT	0.00
1993	79	73			152	2	76.00	CUT	0.00
1994	81	77			158	2	79.00	CUT	0.00
1995	73	72	78	79	302	4	75.50	76	3,196.00
Totals					4617	62	74.47		\$114,202.52

GRAHAM, LOU

Year	1st	2nd	3rd	4th	Total	Rounds Played	Avg Score	Finish	Money
1976	72	74	73	72	291	4	72.75	T6	6,880.00
1977	77	70	70	70	287	4	71.75	4	10,575.00
1978	71	75	71	82	299	4	74.75	T46	910.00
1979	79	76	78	72	305	4	76.25	T54	1,080.00
1980	79	73			152	2	76.00	CUT	0.00
1981	72	75	73	74	294	4	73.50	T28	2,661.50
1982	70	74	73	72	289	4	72.25	T27	2,641.86
1983	75	77			152	2	76.00	CUT	0.00
1984	71	78	76	77	302	4	75.50	T68	1,515.00
1985	72	75	75	80	302	4	75.50	T64	1,550.00
1986	70	75	81	74	300	4	75.00	76	1,500.00
Totals					2973	40	74.33		\$29,313.36

GREEN, HUBERT

Year	1st	2nd	3rd	4th	Total	Rounds Played	Avg Score	Finish	Money
1976	69	72	79	75	295	4	73.75	T15	3,200.00
1977	71	71	72	69	283	4	70.75	2	25,650.00
1978	71	74	76	76	297	4	74.25	T36	1,203.00
1979	75	77	72	72	296	4	74.00	T12	6,075.00
1980	71	68	74	74	287	4	71.75	T16	4,650.00
1981	76	75	76	78	305	4	76.25	T66	1,545.00
1983	79	71	75	74	299	4	74.75	64	1,660.00
1984	72	74	75	79	300	4	75.00	T63	1,565.00
1985	72	74	69	76	291	4	72.75	T18	7,390.00
1986	72	71	74	75	292	4	73.00	T65	1,550.00
1987	69	73	77	80	299	4	74.75	76	2,500.00
1988	76	82			158	2	79.00	CUT	0.00
1989	79	80			159	2	79.50	CUT	0.00
1990	77	75	78		230	3	76.67	T59	2,180.00
1991	74	77			151	2	75.50	CUT	0.00
1992	77	76			153	2	76.50	CUT	0.00
1993	75	74			149	2	74.50	CUT	0.00
1995	71	74	71	71	287	4	71.75	T59	3,740.00
Totals					4531	61	74.28		\$62,908.00

GREEN, KEN

Year	1st	2nd	3rd	4th	Total	Rounds Played	Avg Score	Finish	Money
1983	77	76			153	2	76.50	CUT	0.00
1986	74	71	75	75	295	4	73.75	T72	1,500.00
1987	69	74	68	68	279	4	69.75	T14	14,950.00
1988	77	81			158	2	79.00	CUT	0.00
1989	74	77			151	2	75.50	CUT	0.00
1990	82				82	1	82.00	WD	0.00
1991	70	72	77	73	292	4	73.00	T58	2,652.00
1992	70	72	71	69	282	4	70.50	T35	6,137.86
Totals					1692	23	73.57		\$25,239.86

GREEN, NATHAN

Year	1st	2nd	3rd	4th	Total	Rounds Played	Avg Score	Finish	Money
2006	74	72	78	74	298	4	74.50	T68	11,500.00
2007	73	70	71	71	285	4	71.25	T41	22,800.00
2008	75	71	73	71	290	4	72.50	T20	65,000.00
2010	72	72	67	76	287	4	71.75	T41	21,600.00
Totals					1160	16	72.50		\$120,900.00

Player Records

GREEN, RICHARD

Year	1st	2nd	3rd	4th	Total	Rounds Played	Avg Score	Finish	Money
2005	67	72	69	70	278	4	69.50	T8	148,500.00
2008	72	75	77	71	295	4	73.75	T46	16,045.72
Totals					573	8	71.63		\$164,545.72

GREGORY, SCOTT

Year	1st	2nd	3rd	4th	Total	Rounds Played	Avg Score	Finish	Money
2017	76	72			148	2	74.00	CUT	(A)
Totals					148	2	74.00		\$0.00

GRIFFIN, BEN

Year	1st	2nd	3rd	4th	Total	Rounds Played	Avg Score	Finish	Money
2023	72	76			148	2	74.00	CUT	0.00
2024	76	73			149	2	74.50	CUT	0.00
Totals					297	4	74.25		\$0.00

GRIFFIN, LANTO

Year	1st	2nd	3rd	4th	Total	Rounds Played	Avg Score	Finish	Money
2020	72	73	76	74	295	4	73.75	T44	30,225.00
2021	76	71			147	2	73.50	CUT	0.00
2022	74	72	76	71	293	4	71.25	T51	29,760.00
2023	73	74	78	76	301	4	75.25	64	43,400.00
Totals					1036	14	74.00		\$103,385.00

GRIFFIN, MATTHEW

Year	1st	2nd	3rd	4th	Total	Rounds Played	Avg Score	Finish	Money
2017	75	71	78	82	306	4	76.50	76	16,356.00
Totals					306	4	76.50		\$16,356.00

GRILLO, EMILIANO

Year	1st	2nd	3rd	4th	Total	Rounds Played	Avg Score	Finish	Money
2016	67	66	70	74	277	4	69.25	T11	158,666.66
2017	71	68	73	77	289	4	72.25	T40	33,930.00
2018	72	69	68	70	279	4	69.75	T23	76,985.00
2019	69	68	71	71	279	4	69.75	T9	236,600.00
2020	79	75			154	2	77.00	CUT	0.00
2021	71	78			149	2	74.50	CUT	0.00
2022	71	73	70	75	289	4	72.25	T32	68,520.00
2023	71	73	73	76	293	4	73.25	T48	52,600.00
2024	70	78	76	69	293	4	73.25	T27	143,500.00
Totals					2302	32	71.94		\$770,801.66

GRIMMER, WILL

Year	1st	2nd	3rd	4th	Total	Rounds Played	Avg Score	Finish	Money
2019	75	77			152	2	76.00	CUT	(A)
Totals					152	2	76.00		\$0.00

GROH, GARY

Year	1st	2nd	3rd	4th	Total	Rounds Played	Avg Score	Finish	Money
1976	78	74	76	73	301	4	75.25	T35	1,030.00
1978	78	68	76	77	299	4	74.75	T46	910.00
Totals					600	8	75.00		\$1,940.00

GRONBERG, MATHIAS

Year	1st	2nd	3rd	4th	Total	Rounds Played	Avg Score	Finish	Money
2004	80	71			151	2	75.50	CUT	0.00
2007	74	73			147	2	73.50	CUT	0.00
Totals					298	4	74.50		\$0.00

GUAN, TIANLANG

Year	1st	2nd	3rd	4th	Total	Rounds Played	Avg Score	Finish	Money
2013	72	79			151	2	75.50	CUT	(A)
Totals					151	2	75.50		\$0.00

GUMP, SCOTT

Year	1st	2nd	3rd	4th	Total	Rounds Played	Avg Score	Finish	Money
1997	71	69	74		214	3	71.33	T32	10,513.33
1999	75	74			149	2	74.50	CUT	0.00
2000	79	73			152	2	76.00	CUT	0.00
Totals					515	7	73.57		\$10,513.33

GUTHRIE, LUKE

Year	1st	2nd	3rd	4th	Total	Rounds Played	Avg Score	Finish	Money
2013	72	74	72	74	292	4	73.00	T50	15,252.00
2014	75	69	66	70	280	4	70.00	T8	167,400.00
Totals					572	8	71.50		\$182,652.00

HAAS, BILL

Year	1st	2nd	3rd	4th	Total	Rounds Played	Avg Score	Finish	Money
2005	70	76	66	80	292	4	73.00	T67	11,055.00
2006	78	72			150	2	75.00	CUT	0.00
2008	74	72	69	77	292	4	73.00	T30	34,133.33
2009	74	72	77	76	299	4	74.75	T69	12,120.00
2010	73	70	71	73	287	4	71.75	T41	21,600.00
2011	71	71	74	72	288	4	72.00	T45	17,732.00
2012	73	75			148	2	74.00	CUT	0.00
2013	68	67	76	71	282	4	70.50	T4	272,800.00
2014	73	67	72	68	280	4	70.00	T8	167,400.00
2015	70	71	71	69	281	4	70.25	T18	78,120.00
2016	70	73			143	2	71.50	CUT	0.00
2017	73	69	71	73	286	4	71.50	T25	66,410.00
2018	70	69	72	75	286	4	71.50	T57	19,758.00
2019	76	72			148	2	74.00	CUT	0.00
Totals					3462	48	72.13		\$701,128.33

HAAS, HUNTER

Year	1st	2nd	3rd	4th	Total	Rounds Played	Avg Score	Finish	Money
2000	75	85			160	2	80.00	CUT	0.00
2011	77	74			151	2	75.50	CUT	0.00
Totals					311	4	77.75		\$0.00

HAAS, JAY

Year	1st	2nd	3rd	4th	Total	Rounds Played	Avg Score	Finish	Money
1978	71	76	73	72	292	4	73.00	T10	5,300.00
1979	73	78	73	71	295	4	73.75	T10	7,800.00
1980	75	68	71	71	285	4	71.25	T8	7,800.00
1981	75	74	74	75	298	4	74.50	T46	1,830.00
1982	70	72	70	73	285	4	71.25	T8	10,150.00
1983	72	68	73	72	285	4	71.25	T7	12,900.00
1984	72	78	73	71	294	4	73.50	T36	2,753.43
1985	73	75	75	79	302	4	75.50	T64	1,550.00
1986	70	69	68	75	282	4	70.50	T17	7,908.34
1987	71	74	70	71	286	4	71.50	T39	3,980.00
1988	72	75	69	67	283	4	70.75	T6	26,880.84
1989	81	71			152	2	76.00	CUT	0.00
1990	77	78	76		231	3	77.00	T64	2,090.00
1991	73	75	71	76	295	4	73.75	T64	2,544.00
1992	71	72	73	70	286	4	71.50	T60	2,808.00
1993	67	70	72	68	277	4	69.25	T4	50,750.00
1994	72	70	74	68	284	4	71.00	T19	18,180.00
1995	72	72	66	65	275	4	68.75	T5	57,630.00
1996	70	70	71	76	287	4	71.75	T30	10,240.00
1997	74	68	70		212	3	70.67	T21	19,760.00
1998	69	76	67	70	282	4	70.50	T23	19,580.00
1999	72	69	72	74	287	4	71.75	T35	11,777.37
2000	75	70	69	69	283	4	70.75	T17	46,500.00
2001	68	76	72	69	285	4	71.25	T20	47,765.00
2002	74	73			147	2	73.50	CUT	0.00
2003	75	69	71	73	288	4	72.00	T21	56,000.00
2004	70	72	69	71	282	4	70.50	T8	152,250.00
2005	69	70	71	73	283	4	70.75	T21	61,600.00
2006	72	71	72	73	288	4	72.00	T29	39,962.50
Totals					7911	110	71.92		\$688,289.48

HADLEY, CHESSON

Year	1st	2nd	3rd	4th	Total	Rounds Played	Avg Score	Finish	Money
2014	74	75			149	2	74.50	CUT	0.00
2015	74	66	73	74	287	4	71.75	T49	15,665.33
2018	73	70	71	69	283	4	70.75	T40	35,600.00
2019	73	75			148	2	74.00	CUT	0.00
Totals					867	12	72.25		\$51,265.33

HADWIN, ADAM

Year	1st	2nd	3rd	4th	Total	Rounds Played	Avg Score	Finish	Money
2015	72	68	71	78	289	4	72.25	T57	13,826.00
2016	70	66	67	74	277	4	69.25	T11	158,666.66
2017	78	74			152	2	76.00	CUT	0.00
2018	74	70	73	MDF	217	3	72.33	T74	16,732.00
2019	72	73	73	71	289	4	72.25	T52	21,221.20
2020	76	70	70	81	297	4	74.25	T54	21,762.00
2021	74	73			147	2	73.50	CUT	0.00
2022	76	68	70	72	286	4	71.50	T18	142,800.00
2023	69	79			148	2	74.00	CUT	0.00
2024	66	72	72	74	284	4	71.00	3	1,400,000.00
Totals					2386	33	72.30		\$1,775,007.86

Player Records

HAGAWA, YUTAKA

Year	1st	2nd	3rd	4th	Total	Rounds Played	Avg Score	Finish	Money
1982	74	74	72	75	295	4	73.75	T58	1,611.50
Totals					295	4	73.75		\$1,611.50

HAGY, BRANDON

Year	1st	2nd	3rd	4th	Total	Rounds Played	Avg Score	Finish	Money
2021	76	70	77	70	293	4	73.25	T50	23,343.00
2022	77	78			155	2	77.50	CUT	0.00
Totals					448	6	74.67		\$23,343.00

HAHN, JAMES

Year	1st	2nd	3rd	4th	Total	Rounds Played	Avg Score	Finish	Money
2013	75	77			152	2	76.00	CUT	0.00
2015	71	70	73	74	288	4	72.00	T52	14,458.40
2017	74	72	65	69	280	4	70.00	T6	281,662.50
2018	78	67			145	2	72.50	CUT	0.00
2021	73	74			147	2	73.50	CUT	0.00
Totals					1012	14	72.29		\$296,120.90

HAHN, JOHN

Year	1st	2nd	3rd	4th	Total	Rounds Played	Avg Score	Finish	Money
2016	73	75			148	2	74.00	CUT	0.00
Totals					148	2	74.00		\$0.00

HAIG, ANTON

Year	1st	2nd	3rd	4th	Total	Rounds Played	Avg Score	Finish	Money
2008	71	79	83	78	311	4	77.75	T76	11,280.00
Totals					311	4	77.75		\$11,280.00

HALL, KEVIN

Year	1st	2nd	3rd	4th	Total	Rounds Played	Avg Score	Finish	Money
2006	79	79			158	2	79.00	CUT	0.00
Totals					158	2	79.00		\$0.00

HALLBERG, GARY

Year	1st	2nd	3rd	4th	Total	Rounds Played	Avg Score	Finish	Money
1981	74	72	74	88	308	4	77.00	T73	1,500.00
1983	70	71	77	70	288	4	72.00	T17	5,060.00
1984	76	74	70	74	294	4	73.50	T36	2,753.43
1985	71	76	74	81	302	4	75.50	T64	1,550.00
1988	80	82			162	2	81.00	CUT	0.00
1992	76	70			146	2	73.00	CUT	0.00
1993	70	72	73	75	290	4	72.50	T57	3,136.00
1994	77	66	68	71	282	4	70.50	T11	34,500.00
1995	75	73			148	2	74.00	CUT	0.00
Totals					2220	30	74.00		\$48,499.43

HALLDORSON, DAN

Year	1st	2nd	3rd	4th	Total	Rounds Played	Avg Score	Finish	Money
1980	73	71	68	72	284	4	71.00	T6	10,425.00
1981	70	70	74	74	288	4	72.00	T7	10,185.00
1982	74	75	68	73	290	4	72.50	T34	2,275.00
1983	72	72	76	72	292	4	73.00	T37	2,370.00
1985	74	69	73	77	293	4	73.25	T31	3,833.33
1986	65	71	70	79	285	4	71.25	T29	3,628.00
1987	77	75			152	2	76.00	CUT	0.00
1991	75	72	70	73	290	4	72.50	T48	3,016.00
Totals					2174	30	72.47		\$35,732.33

HALLET, JIM

Year	1st	2nd	3rd	4th	Total	Rounds Played	Avg Score	Finish	Money
1987	76	74			150	2	75.00	CUT	0.00
1988	69	79	71	75	294	4	73.50	T53	2,784.00
1989	81	69	73	71	294	4	73.50	T45	4,265.00
1991	72	72	75	75	294	4	73.50	G3	2,568.00
1992	74	70	70	71	285	4	71.25	T54	2,951.00
Totals					1317	18	73.17		\$12,568.00

HAMILTON, TODD

Year	1st	2nd	3rd	4th	Total	Rounds Played	Avg Score	Finish	Money
1992	77	70			147	2	73.50	CUT	0.00
2004	69	70	73	76	288	4	72.00	T33	27,150.00
2005	69	78			147	2	73.50	CUT	0.00
2006	75	75			150	2	75.00	CUT	0.00
2007	75	71	75	70	291	4	72.75	66	12,480.00
2008	70	76	74	73	293	4	73.25	T39	24,000.00
2009	73	78			151	2	75.50	CUT	0.00
2011	74	76			150	2	75.00	CUT	0.00
Totals					1617	22	73.50		\$63,630.00

HAMMOND, DONNIE

Year	1st	2nd	3rd	4th	Total	Rounds Played	Avg Score	Finish	Money
1983	74	73	68	82	297	4	74.25	T58	1,706.50
1984	71	78	74	74	297	4	74.25	T51	1,684.00
1987	73	72	67	72	284	4	71.00	T30	5,769.00
1988	73	72	74	72	291	4	72.75	T35	5,011.67
1989	72	70	75	70	287	4	71.75	T12	19,722.50
1990	87	75			162	2	81.00	CUT	0.00
1993	66	76	69	72	283	4	70.75	T22	14,560.00
1994	69	69	70	69	277	4	69.25	4	72,000.00
1995	72	72	70	68	282	4	70.50	T34	8,967.50
1997	72	71	67		210	3	70.00	T14	34,200.00
Totals					2670	37	72.16		\$163,621.17

HANCOCK, PHIL

Year	1st	2nd	3rd	4th	Total	Rounds Played	Avg Score	Finish	Money
1978	76	77			153	2	76.50	CUT	0.00
1979	78	79	75	72	304	4	76.00	T47	1,151.43
1981	80	74			154	2	77.00	CUT	0.00
1984	77	75			152	2	76.00	CUT	0.00
Totals					763	10	76.30		\$1,151.43

HANSON, PETER

Year	1st	2nd	3rd	4th	Total	Rounds Played	Avg Score	Finish	Money
2010	71	71	74	71	287	4	71.75	T41	21,600.00
Totals					287	4	71.75		\$21,600.00

HARDY, NICK

Year	1st	2nd	3rd	4th	Total	Rounds Played	Avg Score	Finish	Money
2023	74	75			149	2	74.50	CUT	0.00
Totals					149	2	74.50		\$0.00

HARKINS, BRANDON

Year	1st	2nd	3rd	4th	Total	Rounds Played	Avg Score	Finish	Money
2018	79	70			149	2	74.50	CUT	0.00
Totals					149	2	74.50		\$0.00

HARMAN, BRIAN

Year	1st	2nd	3rd	4th	Total	Rounds Played	Avg Score	Finish	Money
2012	77	82			159	2	79.50	CUT	0.00
2013	74	77			151	2	75.50	CUT	0.00
2014	74	74			148	2	74.00	CUT	0.00
2016	68	70	69	73	280	4	70.00	T33	45,900.00
2017	76	76			152	2	76.00	CUT	0.00
2019	71	69	71	73	284	4	71.00	T27	63,245.00
2020	74	75			149	2	74.50	CUT	0.00
2022	73	70	71	72	286	4	71.50	T18	142,800.00
2023	77	74			151	2	75.50	CUT	0.00
2024	77	69	71	77	294	4	73.50	T33	106,500.00
Totals					2054	28	73.36		\$358,445.00

HARRINGTON, PADRAIG

Year	1st	2nd	3rd	4th	Total	Rounds Played	Avg Score	Finish	Money
2003	70	71	73	72	286	4	71.50	T13	91,000.00
2004	71	74	74	70	289	4	72.25	T40	19,950.00
2009	75	77			152	2	76.00	CUT	0.00
2017	71	71	72	73	287	4	71.75	T31	52,743.75
2021	78	77			155	2	77.50	CUT	0.00
Totals					1169	16	73.06		\$163,693.75

HARRINGTON, SCOTT

Year	1st	2nd	3rd	4th	Total	Rounds Played	Avg Score	Finish	Money
2020	74	69	76	75	294	4	73.50	T40	37,665.00
Totals					294	4	73.50		\$37,665.00

HARRIS, JOHN

Year	1st	2nd	3rd	4th	Total	Rounds Played	Avg Score	Finish	Money
1994	70	80			150	2	75.00	CUT	(A)
1995	75	72			147	2	73.50	CUT	(A)
1996	74	77			151	2	75.50	CUT	(A)
Totals					448	6	74.67		\$0.00

Player Records

HART, DUDLEY

Year	1st	2nd	3rd	4th	Total	Rounds Played	Avg Score	Finish	Money
1993	67	71	70	73	281	4	70.25	T16	22,400.00
1997	73	72	70		215	3	71.67	T38	7,600.00
1998	78	72			150	2	75.00	CUT	0.00
1999	73	72	72	70	287	4	71.75	T35	11,777.38
2003	69	72	76	79	296	4	74.00	T51	12,300.00
2004	75				75	1	75.00	WD	0.00
2005	72	68	71	79	290	4	72.50	T57	12,265.00
2008	73	73	71	75	292	4	73.00	T30	34,133.33
Totals					1886	26	72.54		\$100,475.71

HARWOOD, MIKE

Year	1st	2nd	3rd	4th	Total	Rounds Played	Avg Score	Finish	Money
1992	72	69	74	71	286	4	71.50	T60	2,808.00
Totals					286	4	71.50		\$2,808.00

HATALSKY, MORRIS

Year	1st	2nd	3rd	4th	Total	Rounds Played	Avg Score	Finish	Money
1978	74	68	75	72	289	4	72.25	T7	7,686.50
1979	76	74	78	77	305	4	76.25	T54	1,080.00
1980	74	75	75	71	295	4	73.75	T53	1,630.00
1982	73	78			151	2	75.50	CUT	0.00
1983	84	74			158	2	79.00	CUT	0.00
1984	76	78			154	2	77.00	CUT	0.00
1985	74	76	70	76	296	4	74.00	T41	2,500.00
1988	78	73			151	2	75.50	CUT	0.00
1989	71	77	72	80	300	4	75.00	T64	3,600.00
1991	73	74	75	76	298	4	74.50	T72	2,400.00
Totals					2397	32	74.91		\$18,896.50

HATTON, TYRELL

Year	1st	2nd	3rd	4th	Total	Rounds Played	Avg Score	Finish	Money
2019	71	72	72	70	285	4	71.25	T33	50,278.50
2023	71	71	73	72	287	4	71.75	T12	410,000.00
Totals					572	8	71.50		\$460,278.50

HAYES, DALE

Year	1st	2nd	3rd	4th	Total	Rounds Played	Avg Score	Finish	Money
1977	77	75	75	78	305	4	76.25	T70	756.50
Totals					305	4	76.25		\$756.50

HAYES, J.P.

Year	1st	2nd	3rd	4th	Total	Rounds Played	Avg Score	Finish	Money
1999	71	68	73	71	283	4	70.75	T14	43,350.00
2000	74	66	71	69	280	4	73.25	T10	80,600.00
2001	71	76	74	71	292	4	73.00	T49	10,229.50
2003	73	72	73	74	292	4	73.00	T34	25,250.00
2010	72	70	72	76	290	4	72.50	T55	13,560.00
Totals					1437	20	71.85		\$172,989.50

HAYES, MARK

Year	1st	2nd	3rd	4th	Total	Rounds Played	Avg Score	Finish	Money
1976	75	82	72	77	306	4	76.50	T55	430.00
1978	70	78	72	73	293	4	73.25	T15	3,750.00
1979	76	83			159	2	79.50	CUT	0.00
1980	72	77	72	75	296	4	74.00	T57	1,585.00
1981	67	75	74	72	288	4	72.00	T7	10,185.00
1982	71	78	70	74	293	4	73.25	T50	1,760.00
1983	73	74	75	72	294	4	73.50	T47	1,940.00
1984	76	74	74	76	300	4	75.00	T63	1,565.00
1985	76	78			154	2	77.00	CUT	0.00
1986	77	73			150	2	75.00	CUT	0.00
1987	69	75	69	71	284	4	71.00	T30	5,769.00
Totals					2817	38	74.13		\$26,984.00

HEAFNER, VANCE

Year	1st	2nd	3rd	4th	Total	Rounds Played	Avg Score	Finish	Money
1981	71	74	78	71	294	4	73.50	T28	2,661.50
1982	75	71	69	79	294	4	73.50	T55	1,680.00
1983	70	79	74	72	295	4	73.75	T50	1,880.00
1984	75	78			153	2	76.50	CUT	0.00
Totals					1036	14	74.00		\$6,221.50

HEARD, JERRY

Year	1st	2nd	3rd	4th	Total	Rounds Played	Avg Score	Finish	Money
1978	71	78	77	79	305	4	76.25	T68	755.00
1979	78	77	75	78	308	4	77.00	T64	1,025.00
Totals					613	8	76.63		\$1,780.00

HEARN, DAVID

Year	1st	2nd	3rd	4th	Total	Rounds Played	Avg Score	Finish	Money
2012	70	75	70	76	291	4	72.75	T25	40,776.92
2013	71	71	74	71	287	4	71.75	T21	58,202.50
2014	71	73	69	71	284	4	71.00	T28	38,646.67
2015	70	75			145	2	72.50	CUT	0.00
2016	66	73	72	68	279	4	69.75	T27	59,075.00
2017	74	74			148	2	74.00	CUT	0.00
Totals					1434	20	71.70		\$196,701.09

HEATH, SKEETER

Year	1st	2nd	3rd	4th	Total	Rounds Played	Avg Score	Finish	Money
1982	73	76	71	72	292	4	73.00	T46	1,850.00
Totals					292	4	73.00		\$1,850.00

HEINEN, MIKE

Year	1st	2nd	3rd	4th	Total	Rounds Played	Avg Score	Finish	Money
1994	71	73	76	66	286	4	71.50	T26	11,325.00
1995	73	73			146	2	73.00	CUT	0.00
1996	74	73	70	70	287	4	71.75	T30	10,240.00
Totals					719	10	71.90		\$21,565.00

HENKE, NOLAN

Year	1st	2nd	3rd	4th	Total	Rounds Played	Avg Score	Finish	Money
1991	71	72	74	70	287	4	71.75	T29	7,465.72
1992	65	69	71	70	275	4	68.75	T5	49,400.00
1993	77	76			153	2	76.50	WD	0.00
1994	72	71	73	76	292	4	73.00	T54	3,435.00
1995	75	70	73	78	296	4	74.00	T75	3,230.00
1996	76	71	72	76	295	4	73.75	T71	3,546.00
1999	76	80			156	2	78.00	CUT	0.00
Totals					1754	24	73.08		\$67,076.72

HENLEY, RUSSELL

Year	1st	2nd	3rd	4th	Total	Rounds Played	Avg Score	Finish	Money
2013	67	77	70	69	283	4	70.75	T6	215,450.00
2014	71	74			145	2	72.50	CUT	0.00
2015	76	76			152	2	76.00	CUT	0.00
2016	68	70	69	73	280	4	70.00	T33	45,900.00
2018	71	73	68	68	280	4	70.00	T29	56,589.17
2021	73	75			148	2	74.00	CUT	0.00
2023	74	71	68	75	288	4	72.00	T16	275,500.00
2024	73	71	74	75	293	4	73.25	T27	143,500.00
Totals					1869	26	71.88		\$736,939.17

HENNINGER, BRIAN

Year	1st	2nd	3rd	4th	Total	Rounds Played	Avg Score	Finish	Money
1994	74	69	72	76	291	4	72.75	T50	3,652.50
1995	76	75			151	2	75.50	CUT	0.00
1997	72	71	77		220	3	73.33	T65	3,971.00
2000	75	75			150	2	75.00	CUT	0.00
Totals					812	11	73.82		\$7,623.50

HENRY, J.J.

Year	1st	2nd	3rd	4th	Total	Rounds Played	Avg Score	Finish	Money
2002	75	76			151	2	75.50	CUT	0.00
2006	70	69	75	76	290	4	72.50	T34	30,331.25
2008	76	77			153	2	76.50	CUT	0.00
2011	70	75	69	74	288	4	72.00	T45	17,732.00
2013	72	72	68	76	288	4	72.00	T29	40,300.00
Totals					1170	16	73.13		\$88,363.25

HENSBY, MARK

Year	1st	2nd	3rd	4th	Total	Rounds Played	Avg Score	Finish	Money
2004	74	74	73	69	290	4	72.50	T46	14,553.00
2005	74	72	69	75	290	4	72.50	T57	12,265.00
2006	77	72			149	2	74.50	CUT	0.00
2007	71	71	73	77	292	4	73.00	T67	12,360.00
2008	74	84			158	2	79.00	CUT	0.00
Totals					1179	16	73.69		\$39,178.00

HERBERT, LUCAS

Year	1st	2nd	3rd	4th	Total	Rounds Played	Avg Score	Finish	Money
2021	71	69	71	76	287	4	71.75	T18	110,670.00
2022	70	76	70	76	292	4	73.00	T48	32,040.00
2023	76	74			150	2	75.00	CUT	0.00
Totals					729	10	72.90		\$142,710.00

Player Records

HERMAN, JIM

Year	1st	2nd	3rd	4th	Total	Rounds Played	Avg Score	Finish	Money
2015	70	72	68	76	286	4	71.50	T40	21,727.55
2016	72	71			143	2	71.50	CUT	0.00
2017	70	74	67	73	284	4	71.00	T19	113,100.00
2020	73	77			150	2	75.00	CUT	0.00
2021	72	68	72	76	288	4	72.00	T26	67,890.00
Totals					1151	16	71.94		\$202,717.55

HERRON, TIM

Year	1st	2nd	3rd	4th	Total	Rounds Played	Avg Score	Finish	Money
1996	73	69	75	74	291	4	72.75	T56	3,960.00
1997	66	72	70		208	3	69.33	T8	57,000.00
1998	72	72	67	68	279	4	69.75	T7	66,275.00
1999	71	73	72	71	287	4	71.75	T35	11,777.37
2000	74	71	75	69	289	4	72.25	T45	8,866.00
2001	74	74			148	2	74.00	CUT	0.00
2002	74	69	71	72	286	4	71.50	T45	13,545.00
2003	72	68	77	72	289	4	72.25	T24	44,000.00
2004	76	71	66	72	285	4	71.25	T19	65,887.50
2005	68	70	79	71	288	4	72.00	T45	15,415.72
2006	70	71	81	76	298	4	74.50	T68	11,500.00
2007	66	73	69	71	279	4	69.75	T15	93,000.00
2009	75	73	76	72	296	4	74.00	T63	12,660.00
2010	71	73	74	72	290	4	72.50	T55	13,560.00
2011	74	73			147	2	73.50	CUT	0.00
Totals					3960	55	72.00		\$417,446.59

HICKOK, KRAMER

Year	1st	2nd	3rd	4th	Total	Rounds Played	Avg Score	Finish	Money
2022	75	71	76	74	295	4	73.75	T64	25,800.00
Totals					295	4	73.75		\$25,800.00

HICKS, JUSTIN

Year	1st	2nd	3rd	4th	Total	Rounds Played	Avg Score	Finish	Money
2013	73	73	81	76	303	4	75.75	T2	12,152.00
2014	73	67	71	75	286	4	71.50	T46	18,062.66
Totals					589	8	73.63		\$30,214.66

HIGA, KAZUKI

Year	1st	2nd	3rd	4th	Total	Rounds Played	Avg Score	Finish	Money
2023	72	76			148	2	74.00	CUT	0.00
Totals					148	2	74.00		\$0.00

HIGGO, GARRICK

Year	1st	2nd	3rd	4th	Total	Rounds Played	Avg Score	Finish	Money
2022	75	71	70	70	286	4	71.50	T18	142,800.00
2023	71	73	71	75	290	4	72.50	T30	117,250.00
Totals					576	8	72.00		\$260,050.00

HIGGS, HARRY

Year	1st	2nd	3rd	4th	Total	Rounds Played	Avg Score	Finish	Money
2020	74	78			152	2	76.00	CUT	0.00
2021	76	69	76	84	305	4	76.25	68	19,437.00
Totals					457	6	76.17		\$19,437.00

HILL, DAVE

Year	1st	2nd	3rd	4th	Total	Rounds Played	Avg Score	Finish	Money
1979	75	76	74	79	304	4	76.00	T47	1,151.43
1980	73	76	71	75	295	4	73.75	T53	1,630.00
Totals					599	8	74.88		\$2,781.43

HILL, MATT

Year	1st	2nd	3rd	4th	Total	Rounds Played	Avg Score	Finish	Money
2010	72	76			148	2	74.00	CUT	0.00
Totals					148	2	74.00		\$0.00

HILL, MIKE

Year	1st	2nd	3rd	4th	Total	Rounds Played	Avg Score	Finish	Money
1976	79	72	75	76	302	4	75.50	T38	780.00
1977	81	84			165	2	82.50	CUT	0.00
1978	78	76			154	2	77.00	CUT	0.00
1979	75	80	80	75	310	4	77.50	T68	1,005.00
Totals					931	12	77.58		\$1,785.00

HINKLE, LON

Year	1st	2nd	3rd	4th	Total	Rounds Played	Avg Score	Finish	Money
1977	77	72	71	77	297	4	74.25	T40	980.00
1978	69	76	77	79	301	4	75.25	T55	815.87
1979	75	73	72	77	297	4	74.25	T16	4,350.00
1980	71	70	75	75	291	4	72.75	T41	1,760.00
1981	72	79	74	73	298	4	74.50	T46	1,830.00
1982	72	72	68	77	289	4	72.25	T27	2,641.85
1983	76	71	75	69	291	4	72.75	T33	2,610.00
1984	79	75			154	2	77.00	CUT	0.00
1985	67	75	71	76	289	4	72.25	T10	12,856.00
1986	78	76			154	2	77.00	CUT	0.00
Totals					2661	36	73.92		\$27,843.72

HINSON, LARRY

Year	1st	2nd	3rd	4th	Total	Rounds Played	Avg Score	Finish	Money
1976	81	78			159	2	79.50	CUT	0.00
Totals					159	2	79.50		\$0.00

HJERTSTEDT, GABRIEL

Year	1st	2nd	3rd	4th	Total	Rounds Played	Avg Score	Finish	Money
1998	69	75	70	76	290	4	72.50	T61	4,752.00
1999	79	73			152	2	76.00	CUT	0.00
2000	70	70	72	74	286	4	71.50	T33	16,378.00
Totals					728	10	72.80		\$21,130.00

HNATIUK, GLEN

Year	1st	2nd	3rd	4th	Total	Rounds Played	Avg Score	Finish	Money
1998	73				73	1	73.00	WD	0.00
Totals					73	1	73.00		\$0.00

HOAG, BO

Year	1st	2nd	3rd	4th	Total	Rounds Played	Avg Score	Finish	Money
2012	80	77			157	2	78.50	CUT	0.00
2020	75	67	79	79	300	4	75.00	T62	20,088.00
2021	68	73	72	72	285	4	71.25	T13	182,125.00
2022	76	75			151	2	75.50	CUT	0.00
2023	76	78			154	2	77.00	CUT	0.00
Totals					1047	14	74.79		\$202,213.00

HOCH, SCOTT

Year	1st	2nd	3rd	4th	Total	Rounds Played	Avg Score	Finish	Money
1981	71	80	71	77	299	4	74.75	T54	1,710.00
1982	73	68	73	76	290	4	72.50	T34	2,275.00
1983	72	68	70	74	284	4	71.00	T5	15,200.00
1984	74	75	76	71	296	4	74.00	T46	1,886.00
1985	69	73	72	76	290	4	72.50	T15	9,833.34
1986	71	72	70	71	284	4	71.00	T26	4,666.66
1987	67	64	67	78	276	4	69.00	T3	40,443.33
1988	74	73	64	72	283	4	70.75	T6	26,880.83
1989	72	76	69	68	285	4	71.25	T8	26,610.00
1990	79	74	76		229	3	76.33	T53	2,293.33
1991	73	71	72	71	287	4	71.75	T29	7,465.72
1992	72	71	75	72	290	4	72.50	T71	2,535.00
1993	71	70	73	70	284	4	71.00	T25	10,920.00
1994	71	73	71	68	283	4	70.75	T14	25,500.00
1995	67	72	72	72	283	4	70.75	T38	6,630.00
1996	71	73	73	73	290	4	72.50	T49	4,361.14
1997	67	65	73		205	3	68.33	T4	78,533.33
1998	75	74			149	2	74.50	CUT	0.00
2000	74	67	71	70	282	4	70.50	T13	58,125.00
2001	70	69	69	74	282	4	70.50	10	110,700.00
Totals					5451	76	71.72		\$436,568.68

HODGES, LEE

Year	1st	2nd	3rd	4th	Total	Rounds Played	Avg Score	Finish	Money
2023	72	69	70	76	287	4	71.75	T12	410,000.00
2024	71	73	77	77	298	4	74.50	T45	60,500.00
Totals					585	8	73.13		\$470,500.00

HOEY, MICHAEL

Year	1st	2nd	3rd	4th	Total	Rounds Played	Avg Score	Finish	Money
2002	76	71			147	2	73.50	CUT	0.00
Totals					147	2	73.50		\$0.00

Player Records

HOFFMAN, CHARLEY

Year	1st	2nd	3rd	4th	Total	Rounds Played	Avg Score	Finish	Money
2007	72	73	72	71	288	4	72.00	T55	13,620.00
2008	74	74	76	82	306	4	76.50	T2	11,760.00
2009	71	72	76	74	293	4	73.25	T48	15,264.00
2010	72	71	72	80	295	4	73.75	T68	12,180.00
2011	69	74	75	69	287	4	71.75	T42	22,940.00
2012	75	76			151	2	75.50	CUT	0.00
2013	73	69	72	81	295	4	73.75	T63	13,206.00
2014	69	72	73	69	283	4	70.75	T19	65,237.78
2017	72	71	72	75	290	4	72.50	T45	26,187.00
2018	74	73			147	2	73.50	CUT	0.00
2019	73	73			146	2	73.00	CUT	0.00
2021	72	71	80	72	295	4	73.75	T57	21,111.00
2022	74	73			147	2	73.50	CUT	0.00
Totals					3223	44	73.25		\$201,505.78

HOFFMANN, MORGAN

Year	1st	2nd	3rd	4th	Total	Rounds Played	Avg Score	Finish	Money
2014	78	71			149	2	74.50	CUT	0.00
2015	78	75			153	2	76.50	CUT	0.00
2016	69	76			145	2	72.50	CUT	0.00
2017	76	72			148	2	74.00	CUT	0.00
Totals					595	8	74.38		\$0.00

HOGE, TOM

Year	1st	2nd	3rd	4th	Total	Rounds Played	Avg Score	Finish	Money
2018	71	67	70		278	4	69.50	T13	139,018.00
2020	76	73			149	2	74.50	CUT	0.00
2021	78	75			153	2	76.50	CUT	0.00
2022	73	76			149	2	74.50	CUT	0.00
2023	74	69	77	85	305	4	76.25	65	43,000.00
2024	72	74	77	75	298	4	74.50	T45	60,500.00
Totals					1332	18	74.00		\$242,518.00

HOJGAARD, NICOLAI

Year	1st	2nd	3rd	4th	Total	Rounds Played	Avg Score	Finish	Money
2023	77	75			152	2	76.00	CUT	0.00
Totals					152	2	76.00		\$0.00

HOLLAND, MIKE

Year	1st	2nd	3rd	4th	Total	Rounds Played	Avg Score	Finish	Money
1982	75	71	68	74	288	4	72.00	T22	3,404.00
1983	79	74			153	2	76.50	CUT	0.00
Totals					441	6	73.50		\$3,404.00

HOLMAN, NATHAN

Year	1st	2nd	3rd	4th	Total	Rounds Played	Avg Score	Finish	Money
2016	71	72			143	2	71.50	CUT	0.00
Totals					143	2	71.50		\$0.00

HOLMES, J.B.

Year	1st	2nd	3rd	4th	Total	Rounds Played	Avg Score	Finish	Money
2006	75	83			158	2	79.00	CUT	0.00
2007	75	72			147	2	73.50	CUT	0.00
2008	74	69	70	77	290	4	72.50	T20	65,000.00
2009	82	72			154	2	77.00	CUT	0.00
2010	68	74	71	72	285	4	71.25	T28	40,800.00
2011	72	72	72	73	289	4	72.25	T51	14,284.80
2012	72	75	74	67	288	4	72.00	T13	119,866.67
2014	67	75	81	76	299	4	74.75	T75	11,718.00
2016	71	68	67	69	275	4	68.75	T4	334,687.50
2017	76	78			154	2	77.00	CUT	0.00
2018	70	66	71	71	278	4	69.50	T13	139,018.00
2019	76	71			147	2	73.50	CUT	0.00
2021	76				76	1	76.00	WD	0.00
Totals					2840	39	72.82		\$725,374.97

HOLTGRIEVE, JIM

Year	1st	2nd	3rd	4th	Total	Rounds Played	Avg Score	Finish	Money
1981	71	75	78	72	296	4	74.00	T35	(A)
1982	75	72	76	78	301	4	75.25	T72	(A)
1984	77	74	84	78	313	4	78.25	71	(A)
Totals					910	12	75.83		\$0.00

HOMA, MAX

Year	1st	2nd	3rd	4th	Total	Rounds Played	Avg Score	Finish	Money
2019	70	72	74	70	286	4	71.50	T37	41,860.00
2020	70	78			148	2	74.00	CUT	0.00
2021	69	69	72	72	282	4	70.50	T6	313,875.00
2022	69	74	70	69	282	4	70.50	T5	411,600.00
2024	71	73	72	76	292	4	73.00	T22	200,200.00
Totals					1290	18	71.67		\$967,535.00

HOMAN, WES

Year	1st	2nd	3rd	4th	Total	Rounds Played	Avg Score	Finish	Money
2016	73	72			145	2	72.50	CUT	0.00
Totals					145	2	72.50		\$0.00

HORGAN III, P.H.

Year	1st	2nd	3rd	4th	Total	Rounds Played	Avg Score	Finish	Money
1989	76	76			152	2	76.00	CUT	0.00
Totals					152	2	76.00		\$0.00

HORSCHER, BILLY

Year	1st	2nd	3rd	4th	Total	Rounds Played	Avg Score	Finish	Money
2013	70	75	76	70	291	4	72.75	T41	20,556.44
2014	71	69	68	74	282	4	70.50	T15	102,300.00
2015	70	68	71	69	278	4	69.50	T11	148,800.00
2017	78	71			149	2	74.50	CUT	0.00
2018	70	76			146	2	73.00	CUT	0.00
2019	71	70	70	68	279	4	69.75	T9	236,600.00
2020	76	71	70	72	289	4	72.25	T13	171,585.00
2021	76	70	82	73	301	4	75.25	67	19,623.00
2022	70	68	65	72	275	4	68.75	1	2,160,000.00
2023	84	72			156	2	78.00	CUT	0.00
2024	69	74	76	71	290	4	72.50	T15	329,000.00
Totals					2736	38	72.00		\$3,188,464.44

HOSOKAWA, KAZUHIKO

Year	1st	2nd	3rd	4th	Total	Rounds Played	Avg Score	Finish	Money
1997	74	75			149	2	74.50	CUT	0.00
2000	83	76			159	2	79.50	CUT	0.00
Totals					308	4	77.00		\$0.00

HOSSLER, BEAU

Year	1st	2nd	3rd	4th	Total	Rounds Played	Avg Score	Finish	Money
2018	66	71	74	73	284	4	71.00	T44	25,721.00
2019	82	67			149	2	74.50	CUT	0.00
2022	72	70	71	76	289	4	72.25	T32	68,520.00
2023	72	71	74	72	289	4	72.25	T24	163,000.00
Totals					1011	14	72.21		\$257,241.00

HOVLAND, VIKTOR

Year	1st	2nd	3rd	4th	Total	Rounds Played	Avg Score	Finish	Money
2020	74	66	77	79	296	4	74.00	T48	23,839.00
2021	72	70	76	74	292	4	73.00	T47	26,009.00
2022	71	73	78	71	293	4	73.25	T51	29,760.00
2023	71	71	69	70	281	4	70.25	P1	3,600,000.00
2024	69	69	77	75	290	4	72.50	T15	329,000.00
Totals					1452	20	72.60		\$4,008,608.00

HOWELL III, CHARLES

Year	1st	2nd	3rd	4th	Total	Rounds Played	Avg Score	Finish	Money
2001	73	68	70	73	284	4	71.00	T15	65,600.00
2002	70	76	67	70	283	4	70.75	T27	31,950.00
2003	64	74	77	75	290	4	72.50	T27	37,750.00
2004	71	78			149	2	74.50	CUT	0.00
2005	77	69	73	72	291	4	72.75	T61	11,715.00
2006	74	75			149	2	74.50	CUT	0.00
2007	69	73	80		222	3	74.00	WD	0.00
2008	74	80			154	2	77.00	CUT	0.00
2009	75	77			152	2	76.00	CUT	0.00
2011	72	70	70	72	284	4	71.00	T22	54,405.00
2013	72	70	73	72	287	4	71.75	T21	58,202.50
2014	69	75	71	74	289	4	72.25	T57	13,764.00
2015	75	66	70	73	284	4	71.00	T31	36,766.00
2016	72	70	72	69	283	4	70.75	T48	21,930.00
2018	73	70	71	74	288	4	72.00	T65	18,423.00
2019	72	78			150	2	75.00	CUT	0.00
2020	69	77	73	77	296	4	74.00	T48	23,839.00
2021	75	74			149	2	74.50	CUT	0.00
2022	71	72	70	73	286	4	71.50	T18	142,800.00
Totals					4570	63	72.54		\$517,144.50

Player Records

HOWELL, DAVID

Year	1st	2nd	3rd	4th	Total	Rounds Played	Avg Score	Finish	Money
1999	76	79			155	2	77.50	CUT	0.00
2006	69	70	83	71	293	4	73.25	T46	15,640.00
Totals					448	6	74.67		\$15,640.00

HSIEH, MIN-NAN

Year	1st	2nd	3rd	4th	Total	Rounds Played	Avg Score	Finish	Money
1983	80	71			151	2	75.50	CUT	0.00
Totals					151	2	75.50		\$0.00

HUBBARD, MARK

Year	1st	2nd	3rd	4th	Total	Rounds Played	Avg Score	Finish	Money
2016	73	75			148	2	74.00	CUT	0.00
2020	70	76	76	80	302	4	75.50	T2	18,693.00
2021	73	72	74	74	291	4	72.75	T42	33,015.00
2023	69	70	72	79	290	4	72.50	T30	117,250.00
Totals					1031	14	73.64		\$168,958.00

HUGHES, BRADLEY

Year	1st	2nd	3rd	4th	Total	Rounds Played	Avg Score	Finish	Money
1994	74	73	74	72	293	4	73.25	T58	3,345.00
Totals					293	4	73.25		\$3,345.00

HUGHES, MACKENZIE

Year	1st	2nd	3rd	4th	Total	Rounds Played	Avg Score	Finish	Money
2017	76	70	70	74	290	4	72.50	T45	26,187.00
2018	72	73			145	2	72.50	CUT	0.00
2020	74	66	73	72	285	4	71.25	T6	325,500.00
2021	77	77			154	2	77.00	CUT	0.00
2022	67	73	76	74	290	4	72.50	T37	51,000.00
2023	75	73			148	2	74.00	CUT	0.00
2024	78	71			149	2	74.50	CUT	0.00
Totals					1461	20	73.05		\$402,687.00

HUH, JOHN

Year	1st	2nd	3rd	4th	Total	Rounds Played	Avg Score	Finish	Money
2012	71	74	76	69	290	4	72.50	T19	72,540.00
2013	72	76			148	2	74.00	CUT	0.00
2014	73	70	75	72	290	4	72.50	T62	13,268.00
2015	72	66	73	74	285	4	71.25	T36	29,837.50
2016	69	69	67	74	279	4	69.75	T27	59,075.00
2018	75	69	69	71	284	4	71.00	T44	25,721.00
Totals					1576	22	71.64		\$200,441.50

HULBERT, MIKE

Year	1st	2nd	3rd	4th	Total	Rounds Played	Avg Score	Finish	Money
1986	73	68	76	74	291	4	72.75	T61	1,585.00
1987	79	68			147	2	73.50	CUT	0.00
1988	74	71	72	69	286	4	71.50	T8	14,060.00
1989	75	79			154	2	77.00	CUT	0.00
1990	82	75	70		227	3	75.67	T38	4,300.00
1991	73	67	72	67	279	4	69.75	T4	52,800.00
1992	73	72	69	72	286	4	71.50	T60	2,808.00
1993	69	72	74	71	286	4	71.50	T34	7,070.00
1995	68	68	75	72	283	4	70.75	T38	6,630.00
1996	74	68	69	69	280	4	70.00	T6	56,340.00
1997	73	71	69		213	3	71.00	T26	13,775.00
1998	70	75	70	75	290	4	72.50	T61	4,752.00
2002	79	70			149	2	74.50	CUT	0.00
Totals					3171	44	72.07		\$164,120.00

HUMENIK, ED

Year	1st	2nd	3rd	4th	Total	Rounds Played	Avg Score	Finish	Money
1994	74	74	74	69	291	4	72.75	T50	3,652.50
Totals					291	4	72.75		\$3,652.50

HURLEY III, BILLY

Year	1st	2nd	3rd	4th	Total	Rounds Played	Avg Score	Finish	Money
2012	84	71			155	2	77.50	CUT	0.00
2014	73	70	74	68	285	4	71.25	T37	25,420.00
2017	79	75			154	2	77.00	CUT	0.00
Totals					594	8	74.25		\$25,420.00

HUSTON, JOHN

Year	1st	2nd	3rd	4th	Total	Rounds Played	Avg Score	Finish	Money
1988	69	70	72	71	282	4	70.50	T4	39,115.00
1989	72	77	72	73	294	4	73.50	T45	4,265.00
1990	78	80			158	2	79.00	CUT	0.00
1991	74	69	70	71	284	4	71.00	T21	13,920.00
1992	70	75	71	71	287	4	71.75	T65	2,704.00
1993	70	73	73	72	288	4	72.00	T48	3,738.00
1994	73	74	68	71	286	4	71.50	T26	11,325.00
1995	74	76			150	2	75.00	CUT	0.00
1996	74	61	71	73	279	4	69.75	T5	72,000.00
1997	77	74			151	2	75.50	CUT	0.00
1998	69	75	65	75	284	4	71.00	T31	12,477.00
1999	72				72	1	72.00	WD	0.00
2000	71	72	72	76	291	4	72.75	T58	6,882.00
2002	73	70	71	68	282	4	70.50	T22	43,200.00
2003	66	74	78	69	287	4	71.75	T18	70,000.00
Totals					3675	51	72.06		\$279,626.00

IKEDA, YUTA

Year	1st	2nd	3rd	4th	Total	Rounds Played	Avg Score	Finish	Money
2017	78	75			153	2	76.50	CUT	0.00
2018	76	68	73	MDF	217	3	72.33	T74	16,732.00
Totals					370	5	74.00		\$16,732.00

ILONEN, MIKKO

Year	1st	2nd	3rd	4th	Total	Rounds Played	Avg Score	Finish	Money
2001	78	70			148	2	74.00	CUT	0.00
Totals					148	2	74.00		\$0.00

IM, SUNGJAE

Year	1st	2nd	3rd	4th	Total	Rounds Played	Avg Score	Finish	Money
2019	72	70	75	73	290	4	72.50	T57	20,202.00
2020	78	70			148	2	74.00	CUT	0.00
2021	70	77			147	2	73.50	CUT	0.00
2022	70	70	75	69	284	4	71.00	T10	303,000.00
2023	70	76	67	79	292	4	73.00	T41	71,000.00
2024	76	71	67	73	287	4	71.75	T8	579,000.00
Totals					1448	20	72.40		\$973,202.00

IMADA, RYUJI

Year	1st	2nd	3rd	4th	Total	Rounds Played	Avg Score	Finish	Money
2007	69	75	74	69	287	4	71.75	T51	14,310.00
2008	75	72	72	74	293	4	73.25	T39	24,000.00
2009	70	69	74	73	286	4	71.50	T14	90,133.33
2010	72	76			148	2	74.00	CUT	0.00
2011	71	70	77	70	288	4	72.00	T45	17,732.00
2012	75	72	71	80	298	4	74.50	T62	13,206.00
Totals					1600	22	72.73		\$159,381.33

IMMELMAN, TREVOR

Year	1st	2nd	3rd	4th	Total	Rounds Played	Avg Score	Finish	Money
2001	77	71			148	2	74.00	CUT	0.00
2003	72	75			147	2	73.50	CUT	0.00
2004	73	73	69	75	290	4	72.50	T46	14,553.00
2005	70	74	72	73	289	4	72.25	T52	12,826.00
2006	72	70	69	69	280	4	70.00	T7	179,208.33
2007	72	67	70	74	283	4	70.75	T31	36,375.00
2008	72	78	73	69	292	4	73.00	T30	34,133.34
2011	78	70			148	2	74.00	CUT	0.00
2012	71	70	75	75	291	4	72.75	T25	40,776.92
2013	70	72	74	74	290	4	72.50	T37	28,520.00
2014	74	75			149	2	74.50	CUT	0.00
Totals					2607	36	72.42		\$346,392.59

INMAN, JOE

Year	1st	2nd	3rd	4th	Total	Rounds Played	Avg Score	Finish	Money
1976	73	73	81	72	299	4	74.75	T26	1,450.00
1977	71	73	71	74	289	4	72.25	T7	6,375.00
1978	74	74	77	77	302	4	75.50	T63	780.00
1979	75	81	78	78	312	4	78.00	T72	1,000.00
1980	70	72	72	81	295	4	73.75	T53	1,630.00
1982	77	72	71	76	296	4	74.00	T62	1,565.00
Totals					1793	24	74.71		\$12,800.00

INMAN, JOHN

Year	1st	2nd	3rd	4th	Total	Rounds Played	Avg Score	Finish	Money
1988	73	79			152	2	76.00	CUT	0.00
1994	78	74			152	2	76.00	CUT	0.00
Totals					304	4	76.00		\$0.00

Player Records

IRWIN, HALE

Year	1st	2nd	3rd	4th	Total	Rounds Played	Avg Score	Finish	Money
1976	71	74	74	69	288	4	72.00	P2	22,800.00
1977	72	75	74	76	297	4	74.25	T40	980.00
1978	73	73	73	79	298	4	74.50	T40	993.33
1979	73	80	76	67	296	4	74.00	T12	6,075.00
1980	72	71	71	70	284	4	71.00	T6	10,425.00
1981	76	74	74	74	298	4	74.50	T46	1,830.00
1982	70	70	71	75	286	4	71.50	T11	7,420.00
1983	71	71	70	69	281	4	70.25	1	72,000.00
1984	74	76	74	74	298	4	74.50	T56	1,625.00
1985	68	68	73	72	281	4	70.25	1	100,000.00
1986	75	69	72	71	287	4	71.75	T44	2,220.00
1987	74	72	69	68	283	4	70.75	T27	6,700.00
1988	70	68	68	70	276	4	69.00	T2	78,220.00
1989	76	70	74	72	292	4	73.00	T34	6,115.71
1990	73	74	74	74	295	4	73.33	T13	19,333.33
1991	73	69	65	66	273	4	68.25	P2	129,600.00
1993	70	76			146	2	73.00	CUT	0.00
1994	73	70	70	70	283	4	70.75	T14	25,500.00
1995	70	70	72	69	281	4	70.25	T29	11,050.00
Totals					5249	73	71.90		\$502,887.37

ISHIKAWA, RYO

Year	1st	2nd	3rd	4th	Total	Rounds Played	Avg Score	Finish	Money
2012	72	70	71	73	286	4	71.50	T9	167,400.00
2013	74	73	74	73	294	4	73.50	T57	13,702.00
2014	72	71	71	75	289	4	72.25	T57	13,764.00
2015	75	73			148	2	74.00	CUT	0.00
2017	73	75			148	2	74.00	CUT	0.00
Totals					1165	16	72.81		\$194,866.00

IVERSON, DON

Year	1st	2nd	3rd	4th	Total	Rounds Played	Avg Score	Finish	Money
1976	74	79	80		233	3	77.67	DQ	0.00
Totals					233	3	77.67		\$0.00

IWATA, HIROSHI

Year	1st	2nd	3rd	4th	Total	Rounds Played	Avg Score	Finish	Money
2016	75	67	70	70	282	4	70.50	T46	25,500.00
Totals					282	4	70.50		\$25,500.00

JACOBS, JOHN

Year	1st	2nd	3rd	4th	Total	Rounds Played	Avg Score	Finish	Money
1984	75	80			155	2	77.50	CUT	0.00
Totals					155	2	77.50		\$0.00

JACOBSEN, PETER

Year	1st	2nd	3rd	4th	Total	Rounds Played	Avg Score	Finish	Money
1979	72	74	78	77	301	4	75.25	T36	1,490.66
1980	69	69	76	76	290	4	72.50	T29	1,964.16
1981	78	70	75	73	296	4	74.00	T35	2,250.00
1982	74	69	68	72	283	4	70.75	T2	23,100.00
1983	70	69	72	77	288	4	72.00	T17	5,060.00
1984	70	72	73	73	288	4	72.00	T13	10,000.00
1985	74	70	73	75	292	4	73.00	T24	4,784.72
1986	66	71	72	73	282	4	70.50	T17	7,908.33
1987	74	75			149	2	74.50	CUT	0.00
1988	68	74	72	69	283	4	70.75	T6	26,880.83
1989	75	73	74	70	292	4	73.00	T34	6,115.72
1990	76	72	71		219	3	73.00	T7	32,250.00
1991	73	72	72	70	287	4	71.75	T29	7,465.71
1992	74	71	68	69	282	4	70.50	T35	6,137.86
1993	72	70	71	73	286	4	71.50	T34	7,070.00
1994	72	75	70	72	289	4	72.25	T38	6,150.00
1995	68	68	70	72	278	4	69.50	T13	30,033.33
1996	72	76			148	2	74.00	CUT	0.00
1997	71	71	69		211	3	70.33	T17	27,550.00
1998	72	74			146	2	73.00	CUT	0.00
2000	74	68	74	73	289	4	72.25	T45	8,866.00
2003	73	71	80	79	303	4	75.75	T66	10,350.00
2005	73	69	74	76	292	4	73.00	T67	11,055.00
Totals					6074	84	72.31		\$236,482.32

JACOBSON, FREDRIK

Year	1st	2nd	3rd	4th	Total	Rounds Played	Avg Score	Finish	Money
2005	71	73	65	73	282	4	70.50	T17	79,750.00
2007	68	68	70	68	274	4	68.50	T5	210,750.00
2008	79	72			151	2	75.50	CUT	0.00
2009	77	73			150	2	75.00	CUT	0.00
2010	68	75	73	73	289	4	72.25	T52	14,160.00
2014	71	71	71	74	287	4	71.75	T49	15,148.66
Totals					1433	20	71.65		\$319,808.66

JAECKEL, BARRY

Year	1st	2nd	3rd	4th	Total	Rounds Played	Avg Score	Finish	Money
1976	76	80	75	75	306	4	76.50	T55	430.00
1977	73	81			154	2	77.00	CUT	0.00
1978	74	74	75	78	301	4	75.25	T55	815.88
1979	76	77	76	68	297	4	74.25	T16	4,350.00
1980	72	74	74	73	293	4	73.25	T47	1,680.00
1981	75	75	74	76	300	4	75.00	T58	1,650.00
1982	79				79	1	79.00	DQ	0.00
1983	74	72	71	74	291	4	72.75	T33	2,610.00
1984	71	72	73	76	292	4	73.00	T29	3,900.00
1986	73	69	76	77	295	4	73.75	T72	1,500.00
Totals					2608	35	74.51		\$16,935.88

JAEGER, STEPHEN

Year	1st	2nd	3rd	4th	Total	Rounds Played	Avg Score	Finish	Money
2023	72	70	71	76	289	4	72.25	T24	163,000.00
2024	75	75			150	2	75.00	CUT	0.00
Totals					439	6	73.17		\$163,000.00

JAIDEE, THONGCHAI

Year	1st	2nd	3rd	4th	Total	Rounds Played	Avg Score	Finish	Money
2004	71	79			150	2	75.00	CUT	0.00
2010	71	70	69	72	282	4	70.50	T19	75,300.00
Totals					432	6	72.00		\$75,300.00

JAMES, MARK

Year	1st	2nd	3rd	4th	Total	Rounds Played	Avg Score	Finish	Money
1990	83	79			162	2	81.00	CUT	0.00
Totals					162	2	81.00		\$0.00

JANEWATTANANOND, JAZZ

Year	1st	2nd	3rd	4th	Total	Rounds Played	Avg Score	Finish	Money
2020	79	78			157	2	78.50	CUT	0.00
Totals					157	2	78.50		\$0.00

JANUARY, DON

Year	1st	2nd	3rd	4th	Total	Rounds Played	Avg Score	Finish	Money
1978	72	78			150	2	75.00	CUT	0.00
1979	73	81	75	76	305	4	76.25	T54	1,080.00
1980	73	71	71	75	290	4	72.50	T29	1,964.17
Totals					745	10	74.50		\$3,044.17

JANZEN, LEE

Year	1st	2nd	3rd	4th	Total	Rounds Played	Avg Score	Finish	Money
1992	74	70	67	66	277	4	69.25	T12	28,600.00
1993	72	69	78	70	289	4	72.25	T50	3,328.00
1994	72	75	75	72	294	4	73.50	T60	3,255.00
1995	69	73	69	68	279	4	69.75	T19	22,950.00
1996	76	76			152	2	76.00	CUT	0.00
1997	70	67	68		205	3	68.33	T4	78,533.33
1998	68	74	70	72	284	4	71.00	T31	12,477.00
1999	65	70	78	73	286	4	71.50	T31	15,459.25
2001	74	71	71	67	283	4	70.75	T11	90,200.00
2002	73	68	70	73	284	4	71.00	T32	22,860.00
2003	67	67	71	72	277	4	69.25	2	540,000.00
2004	69	73	72	74	288	4	72.00	T33	27,150.00
2008	74	76	75	80	305	4	76.25	T69	12,000.00
2009	72	73	75	73	293	4	73.25	T48	15,264.00
Totals					3796	53	71.62		\$872,076.58

JENKINS, TOM

Year	1st	2nd	3rd	4th	Total	Rounds Played	Avg Score	Finish	Money
1976	79	74	78	76	307	4	76.75	T60	395.00
1977	77	74	69	76	296	4	74.00	T35	1,111.00
1981	73	72	78	77	300	4	75.00	T58	1,650.00
1982	71	73	71	73	288	4	72.00	T22	3,404.00
1983	75	76			151	2	75.50	CUT	0.00
Totals					1342	18	74.56		\$6,560.00

JEONG, JIN

Year	1st	2nd	3rd	4th	Total	Rounds Played	Avg Score	Finish	Money
2011	76	86			162	2	81.00	CUT	0.00
Totals					162	2	81.00		\$0.00

Player Records

JOBE, BRANDT

Year	1st	2nd	3rd	4th	Total	Rounds Played	Avg Score	Finish	Money
1995	78	72			150	2	75.00	CUT	0.00
2005	75	71	74	72	292	4	73.00	T67	11,055.00
2006	70	68	74	67	279	4	69.75	T4	237,666.67
2011	71	68	69	65	273	4	68.25	T2	545,600.00
2012	73	74	79	73	299	4	74.75	T66	12,834.00
2013	70	75	78	68	291	4	72.75	T41	20,556.44
Totals					1584	22	72.00		\$827,712.11

JOHANSSON, PER-ULRIK

Year	1st	2nd	3rd	4th	Total	Rounds Played	Avg Score	Finish	Money
1996	78	76			154	2	77.00	CUT	0.00
1999	74	69	79	71	293	4	73.25	T59	5,533.84
2002	73	78			151	2	75.50	CUT	0.00
Totals					598	8	74.75		\$5,533.84

JOHNSON, CHASE

Year	1st	2nd	3rd	4th	Total	Rounds Played	Avg Score	Finish	Money
2021	72	75			147	2	73.50	CUT	0.00
Totals					147	2	73.50		\$0.00

JOHNSON, DUSTIN

Year	1st	2nd	3rd	4th	Total	Rounds Played	Avg Score	Finish	Money
2008	75	73	77	79	304	4	76.00	68	12,240.00
2009	73	68	72	73	286	4	71.50	T14	90,133.33
2010	72	69	73	72	286	4	71.50	T33	30,375.00
2011	68	73	70	65	276	4	69.00	4	297,600.00
2012	71	71	73	75	290	4	72.50	T19	72,540.00
2013	73	76			149	2	74.50	CUT	0.00
2014	73	68	72	73	286	4	71.50	T46	18,062.67
2015	72	71	65	71	279	4	69.75	T13	116,250.00
2016	64	71	68	71	274	4	68.50	3	578,000.00
2017	78	74			152	2	76.00	CUT	0.00
2018	72	66	72	67	277	4	69.25	T8	240,300.00
2020	80	80			160	2	80.00	CUT	0.00
Totals					3019	42	71.88		\$1,455,501.00

JOHNSON, KEVIN

Year	1st	2nd	3rd	4th	Total	Rounds Played	Avg Score	Finish	Money
1989	83	76			159	2	79.50	CUT	(A)
2010	73	75			148	2	74.00	CUT	0.00
Totals					307	4	76.75		\$0.00

JOHNSON, RICHARD S.

Year	1st	2nd	3rd	4th	Total	Rounds Played	Avg Score	Finish	Money
2006	73	71	73	77	294	4	73.50	T52	13,409.00
2007	73	69	68	70	280	4	70.00	T21	69,600.00
2009	76	76			152	2	76.00	CUT	0.00
Totals					726	10	72.60		\$83,009.00

JOHNSON, ZACH

Year	1st	2nd	3rd	4th	Total	Rounds Played	Avg Score	Finish	Money
2004	69	73	70	75	287	4	71.75	T24	39,725.00
2005	73	68	75	70	286	4	71.50	T34	28,380.00
2006	70	68	70	70	278	4	69.50	T2	506,000.00
2007					WD				0.00
2008	71	79	72	73	295	4	73.75	T46	16,045.72
2009	71	73	75	76	295	4	73.75	T58	13,320.00
2010	73	68	73	74	288	4	72.00	T47	15,864.00
2013	73	72	81	75	301	4	75.25	T1	12,276.00
2017	76	71	70	72	289	4	72.25	T40	33,930.00
2018	75	69	72	67	283	4	70.75	T40	35,600.00
2020	76	70	75	77	298	4	74.50	T58	21,111.00
2023	73	75			148	2	74.00	CUT	0.00
Totals					3048	42	72.57		\$722,251.72

JOHNSTONE, TONY

Year	1st	2nd	3rd	4th	Total	Rounds Played	Avg Score	Finish	Money
1989	75	73	74	73	295	4	73.75	T51	3,842.50
1994	74	78			152	2	76.00	CUT	0.00
Totals					447	6	74.50		\$3,842.50

JONES, BRIAN

Year	1st	2nd	3rd	4th	Total	Rounds Played	Avg Score	Finish	Money
1981	79	75			154	2	77.00	CUT	0.00
Totals					154	2	77.00		\$0.00

JONES, GRIER

Year	1st	2nd	3rd	4th	Total	Rounds Played	Avg Score	Finish	Money
1976	76	76	74	70	296	4	74.00	T18	2,400.00
Totals					296	4	74.00		\$2,400.00

JONES, MATT

Year	1st	2nd	3rd	4th	Total	Rounds Played	Avg Score	Finish	Money
2008	77	79			156	2	78.00	CUT	0.00
2010	70	71	73	78	292	4	73.00	T64	12,660.00
2011	82	75			157	2	78.50	CUT	0.00
2013	69	72	70	72	283	4	70.75	T6	215,450.00
2014	72	80			152	2	76.00	CUT	0.00
2015	71	68	74	73	286	4	71.50	T40	21,727.56
2016	71	68	68	71	278	4	69.50	T20	88,642.86
2019	75	67	69	76	287	4	71.75	T41	31,850.00
2021	76	73			149	2	74.50	CUT	0.00
2022	75	74			149	2	74.50	CUT	0.00
Totals					2189	30	72.97		\$370,330.42

JONES, STEVE

Year	1st	2nd	3rd	4th	Total	Rounds Played	Avg Score	Finish	Money
1988	74	73	78	75	300	4	75.00	69	2,515.00
1989	78	74			152	2	76.00	CUT	0.00
1990	81	78			159	2	79.50	CUT	0.00
1991	77	71	76	73	297	4	74.25	T70	2,436.00
1995	72	70	71	73	286	4	71.50	T53	3,898.67
1996	71	77			148	2	74.00	CUT	0.00
1997	74	72	73	72	219	3	73.00	T60	4,104.00
1998	68	71	72	72	283	4	70.75	T28	15,620.00
2000	74	73	77	71	295	4	73.75	T68	6,169.00
2001	75	74			149	2	74.50	CUT	0.00
2002	74	70	68	74	286	4	71.50	T45	13,545.00
2005	75	72			147	2	73.50	CUT	0.00
2006	73	76			149	2	74.50	CUT	0.00
Totals					2870	39	73.59		\$48,287.67

JULIAN, JEFF

Year	1st	2nd	3rd	4th	Total	Rounds Played	Avg Score	Finish	Money
2002	77	71			148	2	74.00	CUT	0.00
Totals					148	2	74.00		\$0.00

KAMTE, JAMES

Year	1st	2nd	3rd	4th	Total	Rounds Played	Avg Score	Finish	Money
2009	77	78			155	2	77.50	CUT	0.00
Totals					155	2	77.50		\$0.00

KANADA, CRAIG

Year	1st	2nd	3rd	4th	Total	Rounds Played	Avg Score	Finish	Money
2007	70	70	70	74	284	4	71.00	T35	28,950.00
Totals					284	4	71.00		\$28,950.00

KANAYA, TAKUMI

Year	1st	2nd	3rd	4th	Total	Rounds Played	Avg Score	Finish	Money
2021	76	73			149	2	74.50	CUT	0.00
Totals					149	2	74.50		\$0.00

KANG, SUNG

Year	1st	2nd	3rd	4th	Total	Rounds Played	Avg Score	Finish	Money
2017	75	72	71	83	301	4	75.25	T5	16,530.00
2018	74	67	74	71	286	4	71.50	T57	19,758.00
2019	77	76			153	2	76.50	CUT	0.00
2020	74	72	78	80	304	4	76.00	T3	18,507.00
2021	70	72	74	73	289	4	72.25	T32	53,103.00
Totals					1333	18	74.06		\$107,898.00

KARLSSON, ROBERT

Year	1st	2nd	3rd	4th	Total	Rounds Played	Avg Score	Finish	Money
1998	77	74			151	2	75.50	CUT	0.00
2011	74	71	76	71	292	4	73.00	T63	12,896.00
2013	69	71	76	73	289	4	72.25	T34	33,480.00
Totals					732	10	73.20		\$46,376.00

KASE, HIDEKI

Year	1st	2nd	3rd	4th	Total	Rounds Played	Avg Score	Finish	Money
1997	72	75	74		221	3	73.67	T67	3,800.00
Totals					221	3	73.67		\$3,800.00

Player Records

KATAYAMA, SHINGO

Year	1st	2nd	3rd	4th	Total	Rounds Played	Avg Score	Finish	Money
2001	71	76	76	71	294	4	73.50	T56	9,225.00
Totals					294	4	73.50		\$9,225.00

KAUFMAN, SMYLIE

Year	1st	2nd	3rd	4th	Total	Rounds Played	Avg Score	Finish	Money
2016	71	67	71	69	278	4	69.50	T20	88,642.86
2017	73	77			150	2	75.00	CUT	0.00
Totals					428	6	71.33		\$88,642.86

KAWAGISHI, RICKY

Year	1st	2nd	3rd	4th	Total	Rounds Played	Avg Score	Finish	Money
1990					221	3	73.67	T13	19,333.33
1991	73	76			149	2	74.50	CUT	0.00
1992	73	77			150	2	75.00	CUT	0.00
Totals					520	7	74.29		\$19,333.33

KAYE, JONATHAN

Year	1st	2nd	3rd	4th	Total	Rounds Played	Avg Score	Finish	Money
2000	72	69	72	72	285	4	71.25	T25	22,669.00
2001	71	71	74	71	287	4	71.75	T30	24,365.72
2003	73	73	76	79	301	4	75.25	T64	10,550.00
2004	78	72			150	2	75.00	CUT	0.00
2005	67	70	68	72	277	4	69.25	T6	191,125.00
2006	74	73	71	76	294	4	73.50	T52	13,409.00
Totals					1594	22	72.45		\$262,118.72

KAYMER, MARTIN

Year	1st	2nd	3rd	4th	Total	Rounds Played	Avg Score	Finish	Money
2009	71	76	72	75	294	4	73.50	T53	13,890.00
2019	67	68	66	72	273	4	68.25	3	618,800.00
Totals					567	8	70.88		\$632,690.00

KELLY, JERRY

Year	1st	2nd	3rd	4th	Total	Rounds Played	Avg Score	Finish	Money
1996	76	71	73	71	291	4	72.75	T56	3,960.00
1997	76	73			149	2	74.50	CUT	0.00
1998	80	75			155	2	77.50	CUT	0.00
2000	72	71	70	72	285	4	71.25	T25	22,669.00
2001	75	73			148	2	74.00	CUT	0.00
2002	71	71	68	68	278	4	69.50	T9	117,000.00
2003	70	72	84	73	299	4	74.75	T58	11,050.00
2004	74	70	70	70	284	4	71.00	T16	84,000.00
2005	70	71	69	70	280	4	70.00	T15	96,250.00
2006	69	72	75	79	295	4	73.75	T57	12,765.00
2007	73	72	69	72	286	4	71.50	T45	17,160.00
2008	66	72	73	71	282	4	70.50	T2	396,000.00
2009	72	72	75	67	286	4	71.50	T14	90,133.34
2010	72	70	72	74	288	4	72.00	T47	15,864.00
2011	78	71			149	2	74.50	CUT	0.00
2012	75	78			153	2	76.50	CUT	0.00
Totals					3908	54	72.37		\$866,851.34

KENDALL, SKIP

Year	1st	2nd	3rd	4th	Total	Rounds Played	Avg Score	Finish	Money
1998	76	70			146	2	73.00	CUT	0.00
1999	72	67	75	75	289	4	72.25	T48	6,579.00
2000	73	72	73	77	295	4	73.75	T68	6,169.00
2001	73	70	72	71	286	4	71.50	T24	33,210.00
2002	73	66	68	73	280	4	70.00	T16	72,000.00
2004	77	71	69	75	292	4	73.00	T55	11,812.50
2005	72	75			147	2	73.50	CUT	0.00
Totals					1735	24	72.29		\$129,770.50

KILLEEN, J.J.

Year	1st	2nd	3rd	4th	Total	Rounds Played	Avg Score	Finish	Money
2012	76	77			153	2	76.50	CUT	0.00
Totals					153	2	76.50		\$0.00

KIM, ANTHONY

Year	1st	2nd	3rd	4th	Total	Rounds Played	Avg Score	Finish	Money
2007	74	72	71	67	284	4	71.00	T35	28,950.00
Totals					284	4	71.00		\$28,950.00

KIM, CHAN

Year	1st	2nd	3rd	4th	Total	Rounds Played	Avg Score	Finish	Money
2022	73	73	70	83	299	4	74.75	T67	25,200.00
Totals					299	4	74.75		\$25,200.00

KIM, HYUNG-SUNG

Year	1st	2nd	3rd	4th	Total	Rounds Played	Avg Score	Finish	Money
2014	70	72	76	73	291	4	72.75	T65	12,834.00
Totals					291	4	72.75		\$12,834.00

KIM, MICHAEL

Year	1st	2nd	3rd	4th	Total	Rounds Played	Avg Score	Finish	Money
2014	73	72			145	2	72.50	CUT	0.00
2017	76	76			152	2	76.00	CUT	0.00
2019	71	75			146	2	73.00	CUT	0.00
Totals					443	6	73.83		\$0.00

KIM, SEONG-HYEON "S.H."

Year	1st	2nd	3rd	4th	Total	Rounds Played	Avg Score	Finish	Money
2023	75	71	70	76	292	4	73.00	T41	71,000.00
Totals					292	4	73.00		\$71,000.00

KIM, SI WOO

Year	1st	2nd	3rd	4th	Total	Rounds Played	Avg Score	Finish	Money
2016	71	69	80	73	293	4	73.25	T74	16,235.00
2017	76	71			147	2	73.50	WD	0.00
2018	71	67	70	72	280	4	70.00	T29	56,589.17
2019	69	70	76	72	287	4	71.75	T41	31,850.00
2020	73	73	70	74	290	4	72.50	T18	127,875.00
2021	73	70	68	72	283	4	70.75	T9	262,725.00
2022	72	71	71	71	285	4	71.25	T13	221,400.00
2023	71	68	71	73	283	4	70.75	4	980,000.00
2024	72	70	73	75	290	4	72.50	T15	329,000.00
Totals					2438	34	71.71		\$2,025,674.17

KIM, TOM

Year	1st	2nd	3rd	4th	Total	Rounds Played	Avg Score	Finish	Money
2023	79	75			154	2	77.00	CUT	0.00
2024	70	75	78	74	297	4	74.25	T43	72,000.00
Totals					451	6	75.17		\$72,000.00

KIM, WHEE

Year	1st	2nd	3rd	4th	Total	Rounds Played	Avg Score	Finish	Money
2018	73	67	67	73	280	4	70.00	T29	56,589.16
2019	79	67			146	2	73.00	CUT	0.00
Totals					426	6	71.00		\$56,589.16

KINGSTON, JAMES

Year	1st	2nd	3rd	4th	Total	Rounds Played	Avg Score	Finish	Money
2008	76	85			161	2	80.50	CUT	0.00
Totals					161	2	80.50		\$0.00

KIRK, CHRIS

Year	1st	2nd	3rd	4th	Total	Rounds Played	Avg Score	Finish	Money
2011	70	77			147	2	73.50	CUT	0.00
2012	75	70	75	71	291	4	72.75	T25	40,776.93
2013	74	74			148	2	74.00	CUT	0.00
2014	66	70	74	68	278	4	69.50	T4	272,800.00
2015	69	71	76	69	285	4	71.25	T36	29,837.50
2016	73	70			143	2	71.50	CUT	0.00
2017	76	76			152	2	76.00	CUT	0.00
2018	75	69	66	75	285	4	71.25	T52	20,754.80
2021	67	74	74	73	288	4	72.00	T26	67,890.00
2022	75	68	76	75	294	4	73.50	T53	27,994.29
2023	74	74			148	2	74.00	CUT	0.00
2024	78	74			152	2	76.00	CUT	0.00
Totals					2611	36	72.53		\$460,053.52

KISNER, KEVIN

Year	1st	2nd	3rd	4th	Total	Rounds Played	Avg Score	Finish	Money
2014	69	72	76	69	286	4	71.50	T46	18,062.67
2015	67	71	69	70	277	4	69.25	T8	179,800.00
2016	72	74			146	2	73.00	CUT	0.00
2017	70	69	70	71	280	4	70.00	T6	281,662.50
2018	70	74	73	MDF	217	3	72.33	T74	16,732.00
2019	75	67	73	72	287	4	71.75	T41	31,850.00
2020	74	74			148	2	74.00	CUT	0.00
2023	75	79			154	2	77.00	CUT	0.00
Totals					1795	25	71.80		\$528,107.17

Player Records

KITAYAMA, KURT

Year	1st	2nd	3rd	4th	Total	Rounds Played	Avg Score	Finish	Money
2022	75	72			147	2	74.25	CUT	0.00
2023	76	79			155	2	77.50	CUT	0.00
2024	76	80			156	2	78.00	CUT	0.00
Totals					458	6	76.33		\$0.00

KITE, TOM

Year	1st	2nd	3rd	4th	Total	Rounds Played	Avg Score	Finish	Money
1976	74	74	70	73	291	4	72.75	T6	6,880.00
1977	73	70	74	75	292	4	73.00	T13	3,936.50
1978	68	75	78	80	301	4	75.25	T55	815.87
1979	74	72	74	72	292	4	73.00	T4	13,200.00
1980	76	72	72	76	296	4	74.00	T57	1,585.00
1981	71	72	69	76	288	4	72.00	T7	10,185.00
1982	70	75	70	74	289	4	72.25	T27	2,641.86
1983	74	71	73	73	290	4	72.50	T28	2,992.00
1984	73	77	72	72	295	4	73.75	T43	2,250.00
1986	75	76			151	2	75.50	CUT	0.00
1987	69	70	73	75	287	4	71.75	T46	3,021.43
1988	69	70	73	73	285	4	71.25	T15	15,833.34
1989	77	71	76	72	296	4	74.00	T55	3,740.00
1992	74	67	67	68	276	4	69.00	T7	37,830.00
1995	72	72	67	72	283	4	70.75	T38	6,630.00
Totals					4212	58	72.62		\$111,541.00

KIZZIRE, PATTON

Year	1st	2nd	3rd	4th	Total	Rounds Played	Avg Score	Finish	Money
2016	73	67	70	71	281	4	70.25	T38	34,000.00
2017	78	73			151	2	75.50	CUT	0.00
2018	72	72	73	MDF	217	3	72.33	T74	16,732.00
2019	75	74			149	2	74.50	CUT	0.00
2021	76	73			149	2	74.50	CUT	0.00
2022	78	78			156	2	78.00	CUT	0.00
Totals					1103	15	73.53		\$50,732.00

KJELSDEN, SOREN

Year	1st	2nd	3rd	4th	Total	Rounds Played	Avg Score	Finish	Money
2016	71	69	64	74	278	4	69.50	T20	88,642.85
2017	72	73	71	81	297	4	74.25	T71	17,139.00
Totals					575	8	71.88		\$105,781.85

KLAUK, JEFF

Year	1st	2nd	3rd	4th	Total	Rounds Played	Avg Score	Finish	Money
2009	76	71	79	73	299	4	74.75	T69	12,120.00
Totals					299	4	74.75		\$12,120.00

KNAPP, JAKE

Year	1st	2nd	3rd	4th	Total	Rounds Played	Avg Score	Finish	Money
2024	78	72			150	2	75.00	CUT	0.00
Totals					150	2	75.00		\$0.00

KNOST, COLT

Year	1st	2nd	3rd	4th	Total	Rounds Played	Avg Score	Finish	Money
2011	70	76			146	2	73.00	CUT	0.00
2012	78	76			154	2	77.00	CUT	0.00
2015	70	75			145	2	72.50	CUT	0.00
Totals					445	6	74.17		\$0.00

KNOX, KENNY

Year	1st	2nd	3rd	4th	Total	Rounds Played	Avg Score	Finish	Money
1986	72	69	73	71	285	4	71.25	T29	3,628.00
1987	68	71	75	75	289	4	72.25	T54	2,710.00
1988	76	73	73	72	294	4	73.50	T53	2,784.00
1989	71	76	72	71	290	4	72.50	T24	8,921.67
1990	76	78	74		228	3	76.00	T43	2,922.00
1991	71	71	73	74	289	4	72.25	T38	4,560.00
1992	75	77			152	2	76.00	CUT	0.00
1993	81	75			156	2	78.00	CUT	0.00
Totals					1983	27	73.44		\$25,525.67

KNOX, RUSSELL

Year	1st	2nd	3rd	4th	Total	Rounds Played	Avg Score	Finish	Money
2014	73	73			146	2	73.00	CUT	0.00
2015	66	74	73	68	281	4	70.25	T18	78,120.00
2016	73	69	70	75	287	4	71.75	T64	18,020.00
2017	71	70	78	76	295	4	73.75	T65	18,183.00
2018	74	69	69	72	284	4	71.00	T44	25,721.00
2019	68	73	72	71	284	4	71.00	T27	63,245.00
2021	72	73	75	75	295	4	73.75	T57	21,111.00
2022	81	76			157	2	78.50	CUT	0.00
Totals					2029	28	72.46		\$224,400.00

KOCH, GARY

Year	1st	2nd	3rd	4th	Total	Rounds Played	Avg Score	Finish	Money
1976	79	75	85	77	316	4	79.00	T70	300.00
1978	71	70	74	80	295	4	73.75	T24	1,969.83
1979	78	74	78	73	303	4	75.75	T42	1,270.00
1983	69	79	74	71	293	4	73.25	T41	2,108.33
1984	69	71	73	74	287	4	71.75	T10	12,500.00
1985	79	73			152	2	76.00	CUT	0.00
1986	73	73	80		226	3	75.33	WD	0.00
1988	73	75	70	73	291	4	72.75	T35	5,011.67
Totals					2163	29	74.59		\$23,159.83

KODAIRA, SATOSHI

Year	1st	2nd	3rd	4th	Total	Rounds Played	Avg Score	Finish	Money
2018	74	73			147	2	73.50	CUT	0.00
Totals					147	2	73.50		\$0.00

KOEPKA, BROOKS

Year	1st	2nd	3rd	4th	Total	Rounds Played	Avg Score	Finish	Money
2015	71	70	69	78	288	4	72.00	T52	14,458.40
2017	69	73	71	74	287	4	71.75	T31	52,743.75
2020	72	75	73	80	300	4	75.00	T62	20,088.00
Totals					875	12	72.92		\$87,290.15

KOHLES, BEN

Year	1st	2nd	3rd	4th	Total	Rounds Played	Avg Score	Finish	Money
2013	76	75			151	2	75.50	CUT	0.00
Totals					151	2	75.50		\$0.00

KOIVUN, JACKSON

Year	1st	2nd	3rd	4th	Total	Rounds Played	Avg Score	Finish	Money
2024	72	76	78	80	306	4	76.50	52	(A)
Totals					306	4	76.50		\$0.00

KOKRAK, JASON

Year	1st	2nd	3rd	4th	Total	Rounds Played	Avg Score	Finish	Money
2013	76	77			153	2	76.50	CUT	0.00
2015	70	78			148	2	74.00	CUT	0.00
2016	72	72			144	2	72.00	CUT	0.00
2017	73	67	70	78	288	4	72.00	T35	42,891.00
2018	76	82			158	2	79.00	CUT	0.00
2019	71	73	72	75	291	4	72.75	T62	19,474.00
2020	79				79	1	79.00	WD	0.00
Totals					1261	17	74.18		\$62,365.00

KRAFT, GREG

Year	1st	2nd	3rd	4th	Total	Rounds Played	Avg Score	Finish	Money
1994	74	78			152	2	76.00	CUT	0.00
1995	74	73			147	2	73.50	CUT	0.00
1997	71	70	72		213	3	71.00	T26	13,775.00
1998	67	74	76	69	286	4	71.50	T44	7,040.00
1999	77	76			153	2	76.50	CUT	0.00
2000	70	73	68	71	282	4	70.50	T13	58,125.00
2008	71	81			152	2	76.00	CUT	0.00
Totals					1385	19	72.89		\$78,940.00

KRAFT, KELLY

Year	1st	2nd	3rd	4th	Total	Rounds Played	Avg Score	Finish	Money
2012	73	77			150	2	75.00	CUT	0.00
2017	78	76			154	2	77.00		0.00
2018	73	68	70	70	281	4	70.25	T35	46,947.50
2019	73	77			150	2	75.00	CUT	0.00
Totals					735	10	73.50		\$46,947.50

Player Records

KRATZERT, BILL

Year	1st	2nd	3rd	4th	Total	Rounds Played	Avg Score	Finish	Money
1977	77	82			159	2	79.50	CUT	0.00
1978	72	70	69	74	285	4	71.25	2	28,500.00
1979	81	76	81	81	319	4	79.75	74	1,000.00
1980	78	70	73	72	293	4	73.25	T47	1,680.00
1981	80				80	1	80.00	WD	0.00
1982	73	72	74	79	298	4	74.50	T67	1,525.00
1985	69	71	71	73	284	4	71.00	3	37,780.00
1986	84	80			164	2	82.00	CUT	0.00
1987	72	72	72	76	292	4	73.00	65	2,575.00
1994	73	74	78	75	300	4	75.00	T72	2,955.00
Totals					2474	33	74.97		\$76,015.00

KRESGE, CLIFF

Year	1st	2nd	3rd	4th	Total	Rounds Played	Avg Score	Finish	Money
2001	71	75	74	75	295	4	73.75	T60	8,938.00
2007	70	79			149	2	74.50	CUT	0.00
2008	73	73	74	68	288	4	72.00	T10	120,666.67
2009	79	72			151	2	75.50	CUT	0.00
Totals					883	12	73.58		\$129,604.67

KUCHAR, MATT

Year	1st	2nd	3rd	4th	Total	Rounds Played	Avg Score	Finish	Money
2002	74	72	67	71	284	4	71.00	T32	22,860.00
2003	76	75			151	2	75.50	CUT	0.00
2007	68	73	69	68	278	4	69.50	T13	120,000.00
2008	68	72	71	77	288	4	72.00	T10	120,666.66
2009	73	67	71	71	282	4	70.50	T5	219,000.00
2010	71	68	69	70	278	4	69.50	T8	180,000.00
2011	69	71	68	65	273	4	68.25	T2	545,600.00
2013	68	70	70	68	276	4	69.00	1	1,116,000.00
2014	74	69	69	70	282	4	70.50	T15	102,300.00
2015	70	69	70	74	283	4	70.75	T26	45,880.00
2016	66	66	70	73	275	4	68.75	T4	334,687.50
2017	69	70	67	73	279	4	69.75	T4	382,800.00
2018	71	68	72	67	278	4	69.50	T13	139,018.00
2019	73	74			147	2	73.50	CUT	0.00
2020	76	67	76	73	292	4	73.00	T32	51,925.00
2021								WD	0.00
2022	70	75	72	74	291	4	72.75	T45	37,800.00
2023	79	67	69	84	299	4	74.75	62	44,200.00
2024	75	71	74	74	294	4	73.50	T33	106,500.00
Totals					4830	68	71.03		\$3,569,237.16

KUEHNE, HANK

Year	1st	2nd	3rd	4th	Total	Rounds Played	Avg Score	Finish	Money
2003	77	76			153	2	76.50	CUT	0.00
2004	75	74			149	2	74.50	CUT	0.00
Totals					302	4	75.50		\$0.00

KUEST, PETER

Year	1st	2nd	3rd	4th	Total	Rounds Played	Avg Score	Finish	Money
2020	77	73			150	2	75.00	CUT	0.00
Totals					150	2	75.00		0.00

KURAMOTO, MASAHIRO

Year	1st	2nd	3rd	4th	Total	Rounds Played	Avg Score	Finish	Money
1982	76	79			155	2	77.50	CUT	0.00
1983	74	71	69	78	292	4	73.00	T37	2,370.00
1984	73	76	72	72	293	4	73.25	T32	3,394.00
1986	74	70	74	74	292	4	73.00	T65	1,550.00
1989	74	82			156	2	78.00	CUT	0.00
1993	75	79			154	2	77.00	CUT	0.00
Totals					1342	18	74.56		\$7,314.00

LABELLE II, DOUG

Year	1st	2nd	3rd	4th	Total	Rounds Played	Avg Score	Finish	Money
2007	74	74			148	2	74.00	CUT	0.00
Totals					148	2	74.00		\$0.00

LADEHOFF, GREG

Year	1st	2nd	3rd	4th	Total	Rounds Played	Avg Score	Finish	Money
1988	73	72	76	74	295	4	73.75	T58	2,693.34
Totals					295	4	73.75		\$2,693.34

LAHIRI, ANIRBAN

Year	1st	2nd	3rd	4th	Total	Rounds Played	Avg Score	Finish	Money
2016	70	72	69	75	286	4	71.50	T61	18,360.00
2017	74	70	69	65	278	4	69.50	T2	765,600.00
2018	71	69	69	73	282	4	70.50	T37	41,830.00
2019	67	76	75	71	289	4	72.25	T52	21,221.20
2022	74	73			147	2	73.50	CUT	0.00
Totals					1282	18	71.22		\$847,011.20

LAIRD, MARTIN

Year	1st	2nd	3rd	4th	Total	Rounds Played	Avg Score	Finish	Money
2010	72	71	73	75	291	4	72.75	T60	13,020.00
2011	75	71			146	2	73.00	CUT	0.00
2013	71	75	71	76	293	4	73.25	T53	14,353.00
2014	78	74			152	2	76.00	CUT	0.00
2015	72	74			146	2	73.00	CUT	0.00
2017	71	68	75	78	292	4	73.00	T52	20,288.40
2018	72	66	72	69	279	4	69.75	T23	76,985.00
2021	74	72	74	74	294	4	73.50	T53	21,994.50
2022	72	73	71	74	290	4	72.50	T37	51,000.00
Totals					2183	30	72.77		\$197,640.90

LAMELY, DEREK

Year	1st	2nd	3rd	4th	Total	Rounds Played	Avg Score	Finish	Money
2010	75	72			147	2	73.50	CUT	0.00
2011								WD	0.00
Totals					147	2	73.50		\$0.00

LANCASTER, NEAL

Year	1st	2nd	3rd	4th	Total	Rounds Played	Avg Score	Finish	Money
1992	69	75	68	72	284	4	71.00	T48	3,267.33
1994	71	79			150	2	75.00	CUT	0.00
1995	78	78			156	2	78.00	CUT	0.00
1998	73	69	68	71	281	4	70.25	T16	30,863.00
2000	74	71	74	76	295	4	73.75	T68	6,169.00
Totals					1166	16	72.88		\$40,299.33

LANDRY, ANDREW

Year	1st	2nd	3rd	4th	Total	Rounds Played	Avg Score	Finish	Money
2018	71	73	68	76	288	4	72.00	T65	18,423.00
2019	78	73			151	2	75.50	CUT	0.00
2020	79	75			154	2	77.00	CUT	0.00
Totals					593	8	74.13		\$18,423.00

LANGER, BERNHARD

Year	1st	2nd	3rd	4th	Total	Rounds Played	Avg Score	Finish	Money
2003	79	75			154	2	77.00	CUT	0.00
2005	74	74			148	2	74.00	CUT	0.00
Totals					302	4	75.50		\$0.00

LANGHAM, FRANKLIN

Year	1st	2nd	3rd	4th	Total	Rounds Played	Avg Score	Finish	Money
2000	77	72			149	2	74.50	CUT	0.00
2001	74	73	73	72	292	4	73.00	T49	10,229.50
2002	72	75			147	2	73.50	CUT	0.00
Totals					588	8	73.50		\$10,229.50

LANGLEY, SCOTT

Year	1st	2nd	3rd	4th	Total	Rounds Played	Avg Score	Finish	Money
2014	72	66	67	79	284	4	71.00	T28	38,646.66
2015	70	72	77	75	294	4	73.50	T68	12,524.00
2016	71	74			145	2	72.50	CUT	0.00
Totals					723	10	72.30		\$51,170.66

LANNER, MATS

Year	1st	2nd	3rd	4th	Total	Rounds Played	Avg Score	Finish	Money
1987	78	80			158	2	79.00	CUT	0.00
Totals					158	2	79.00		\$0.00

LARRAZABAL, ALEJANDRO

Year	1st	2nd	3rd	4th	Total	Rounds Played	Avg Score	Finish	Money
2003	88	77			165	2	82.50	CUT	0.00
Totals					165	2	82.50		\$0.00

Player Records

LASHLEY, NATE

Year	1st	2nd	3rd	4th	Total	Rounds Played	Avg Score	Finish	Money
2020								WD	0.00
2022	75	74			149	2	74.50	CUT	0.00
Totals					149	2	74.50		0.00

LAWRENCE, THRISTON

Year	1st	2nd	3rd	4th	Total	Rounds Played	Avg Score	Finish	Money
2023	81	72			153	2	76.50	CUT	0.00
Totals					153	2	76.50		\$0.00

LAYCOCK, SCOTT

Year	1st	2nd	3rd	4th	Total	Rounds Played	Avg Score	Finish	Money
2002		75	73		148	2	74.00	CUT	0.00
2003		74	73		147	2	73.50	CUT	0.00
Totals					295	4	73.75		\$0.00

LEANEY, STEPHEN

Year	1st	2nd	3rd	4th	Total	Rounds Played	Avg Score	Finish	Money
2003	73	72	73	74	292	4	73.00	T34	25,250.00
2004	71	71	71	70	283	4	70.75	T11	111,300.00
2005	71	70	70	72	283	4	70.75	T21	61,600.00
Totals					858	12	71.50		\$198,150.00

LEE, DANNY

Year	1st	2nd	3rd	4th	Total	Rounds Played	Avg Score	Finish	Money
2009	79	73			152	2	76.00	CUT	0.00
2015	75	70			145	2	72.50	CUT	0.00
2016	66	75	68	75	284	4	71.00	T52	19,822.00
2017	73	71	75	72	291	4	72.75	T49	21,982.00
2018	83	73			156	2	78.00	CUT	0.00
2019	77	71			148	2	74.00	CUT	0.00
2020	80				80	1	80.00	WD	0.00
2021	80	75			155	2	77.50	CUT	0.00
2022	73	74			147	2	73.50	CUT	0.00
Totals					1558	21	74.19		\$41,804.00

LEE, DONG-HWAN "D.H."

Year	1st	2nd	3rd	4th	Total	Rounds Played	Avg Score	Finish	Money
2016	75	75			150	2	75.00	CUT	0.00
Totals					150	2	75.00		\$0.00

LEE, KYOUNG-HOON "K.H."

Year	1st	2nd	3rd	4th	Total	Rounds Played	Avg Score	Finish	Money
2019	68	67	72	79	286	4	71.50	T37	41,860.00
2021	74	71	79	74	298	4	74.50	T65	19,902.00
2022	67	70	75	82	294	4	73.50	T53	27,994.28
2023	75	76			151	2	75.50	CUT	0.00
Totals					1029	14	73.50		\$89,756.28

LEE, MIN WOO

Year	1st	2nd	3rd	4th	Total	Rounds Played	Avg Score	Finish	Money
2022	77	72			149	2	74.50	CUT	0.00
Totals					149	2	74.50		\$0.00

LEE, RICHARD H.

Year	1st	2nd	3rd	4th	Total	Rounds Played	Avg Score	Finish	Money
2013	73	71	72	75	291	4	72.75	T41	20,556.45
2014	76	68	76	69	289	4	72.25	T57	13,764.00
Totals					580	8	72.50		\$34,320.45

LEE, STAN

Year	1st	2nd	3rd	4th	Total	Rounds Played	Avg Score	Finish	Money
1977	75	76	71	77	299	4	74.75	T48	890.00
1978	76	74			150	2	75.00	CUT	0.00
Totals					449	6	74.83		\$890.00

LEGGATT, IAN

Year	1st	2nd	3rd	4th	Total	Rounds Played	Avg Score	Finish	Money
2002	72	75			147	2	73.50	CUT	0.00
2003	70	76	74	73	293	4	73.25	T40	19,500.00
Totals					440	6	73.33		\$19,500.00

LEHMAN, TOM

Year	1st	2nd	3rd	4th	Total	Rounds Played	Avg Score	Finish	Money
1992	71	72	71	69	283	4	70.75	T42	4,420.00
1993	77	69			146	2	73.00	CUT	0.00
1994	67	67	67	67	268	4	67.00	T1	270,000.00
1995	71	69	71	70	281	4	70.25	T29	11,050.00
1996	71	72	74	70	287	4	71.75	T30	10,240.00
1997	73	70	70		213	3	71.00	T26	13,775.00
1998	68	70	70	72	280	4	70.00	T11	46,640.00
1999	70	73	73	68	284	4	71.00	T19	30,906.00
2000	72	71	72	73	288	4	72.00	T41	11,780.00
2002	68	73	71	70	282	4	70.50	T22	43,200.00
2003	74	73			147	2	73.50	CUT	0.00
2004	74	69	73	71	287	4	71.75	T24	39,725.00
2007	71	71	71	73	286	4	71.50	T45	17,160.00
2008	76	70	72	71	289	4	72.25	T19	84,000.00
2009	71	74	74	73	292	4	73.00	T45	18,600.00
2010	70	73	70	74	287	4	71.75	T41	21,600.00
Totals					4200	59	71.19		\$623,096.00

LEISHMAN, MARC

Year	1st	2nd	3rd	4th	Total	Rounds Played	Avg Score	Finish	Money
2009	74	74	70	77	295	4	73.75	T58	13,320.00
2010	76	75			151	2	75.50	CUT	0.00
2011	73	71	66	81	291	4	72.25	T62	13,392.00
2012	72	75	75	75	297	4	74.25	T58	13,702.00
2013	74	72	77	68	291	4	72.75	T41	20,556.44
2014	71	68	73	73	285	4	71.25	T37	25,420.00
2015	69	67	71	69	276	4	69.00	T5	226,300.00
2016	69	71	69	68	277	4	69.25	T11	158,666.67
2017	70	70	72	71	283	4	70.75	T15	143,550.00
2018	74	70	67	76	287	4	71.75	T62	19,046.00
2019	67	71	69	69	276	4	69.00	5	364,000.00
2020	72	75	71	76	294	4	73.50	T40	37,665.00
2021	69	75	75	76	295	4	73.75	T57	21,111.00
2022	74	75			149	2	74.50	CUT	0.00
Totals					3747	52	72.11		\$1,056,729.11

LEONARD, JUSTIN

Year	1st	2nd	3rd	4th	Total	Rounds Played	Avg Score	Finish	Money
1995	73	75			148	2	74.00	CUT	0.00
1996	74	72	68	71	285	4	71.25	T21	18,720.00
1997	72	71	73		216	3	72.00	T46	5,006.50
1998	69	70	71	71	281	4	70.25	T16	30,863.00
1999	68	69	74	70	281	4	70.25	T7	76,818.75
2000	70	70	66	68	274	4	68.50	T2	272,800.00
2001	71	73	74	69	287	4	71.75	T30	24,365.71
2002	69	65	72	74	280	4	70.00	T16	72,000.00
2003	71	69	76	69	285	4	71.25	T11	120,000.00
2004	74	76			150	2	75.00	CUT	0.00
2007	70	71	73	74	288	4	72.00	T55	13,620.00
2011	73	72	79	73	297	4	74.25	T71	12,152.00
2013	70	76	73	70	289	4	72.25	T34	33,480.00
2014	68	75	68	78	289	4	72.25	T57	13,764.00
2015	73	72			145	2	72.50	CUT	0.00
Totals					3795	53	71.60		\$693,589.96

LETZIG, MICHAEL

Year	1st	2nd	3rd	4th	Total	Rounds Played	Avg Score	Finish	Money
2009	72	70	69	75	286	4	71.50	T14	90,133.33
2010	67	81			148	2	74.00	CUT	0.00
Totals					434	6	72.33		\$90,133.33

LEVENSON, GAVIN

Year	1st	2nd	3rd	4th	Total	Rounds Played	Avg Score	Finish	Money
1984	76	73	77	73	299	4	74.75	T60	1,590.00
Totals					299	4	74.75		\$1,590.00

LEVI, WAYNE

Year	1st	2nd	3rd	4th	Total	Rounds Played	Avg Score	Finish	Money
1979	72	84	73	74	303	4	75.75	T42	1,270.00
1980	74	74	77	78	303	4	75.75	T72	1,501.66
1981	80	71	72	86	309	4	77.25	T6	1,500.00
1982	74	70	69	70	283	4	70.75	T2	23,100.00
1984	73	74	71	73	291	4	72.75	T8	4,200.00
1987	72	73	72	69	286	4	71.50	T39	3,980.00
1988	76	72	71	76	295	4	73.75	T58	2,693.33
1989	78	74			152	2	76.00	CUT	0.00
1990	78	73	76		227	3	75.67	T38	4,300.00
1991	73	73	73	72	291	4	72.75	T54	2,748.00
1992	72	72	70	71	285	4	71.25	T54	2,951.00
1993	68	69	72	71	280	4	70.00	T12	28,350.00
1994	72	76	68	77	293	4	73.25	T58	3,345.00
Totals					3598	49	73.43		\$79,938.99

Player Records

LEVET, THOMAS

Year	1st	2nd	3rd	4th	Total	Rounds Played	Avg Score	Finish	Money
2005	74	70	76	74	294	4	73.50	T75	10,395.00
2006	76				76	1	76.00	WD	0.00
Totals					370	5	74.00		\$10,395.00

LEVIN, SPENCER

Year	1st	2nd	3rd	4th	Total	Rounds Played	Avg Score	Finish	Money
2010	68	68	71	79	286	4	71.50	T33	30,375.00
2011	77	71			148	2	74.00	CUT	0.00
2012	67	72	69	75	283	4	70.75	T4	272,800.00
2016	73	69	70	73	285	4	71.25	T57	18,955.00
Totals					1002	14	71.57		\$322,130.00

LEWIS, J.L.

Year	1st	2nd	3rd	4th	Total	Rounds Played	Avg Score	Finish	Money
2000	74	74	70	68	286	4	71.50	T33	16,378.00
2002	75	70	68	72	285	4	71.25	T42	16,650.00
2003	77	69	85	76	307	4	76.75	69	10,100.00
2004	70	72	70	71	283	4	70.75	T11	111,300.00
2006	74	74	72	74	294	4	73.50	T52	13,409.00
Totals					1455	20	72.75		\$167,837.00

LI, HAOTONG

Year	1st	2nd	3rd	4th	Total	Rounds Played	Avg Score	Finish	Money
2019	69	72	74	71	286	4	71.50	T37	41,860.00
2020	74	77			151	2	75.50	CUT	0.00
2021	74	79			153	2	76.50	CUT	0.00
Totals					590	8	73.75		\$41,860.00

LIANG, WENCHONG

Year	1st	2nd	3rd	4th	Total	Rounds Played	Avg Score	Finish	Money
2010	72	75			147	2	73.50	CUT	0.00
Totals					147	2	73.50		\$0.00

LICKLITER II, FRANK

Year	1st	2nd	3rd	4th	Total	Rounds Played	Avg Score	Finish	Money
1998	72	70	69	79	290	4	72.50	T61	4,752.00
1999	73	65	73	72	283	4	70.75	T14	43,350.00
2000	76	71	69	71	287	4	71.75	T39	13,640.00
2001	73	76			149	2	74.50	CUT	0.00
2002	69	72	70	74	285	4	71.25	T42	16,650.00
2003	72	72	81	75	300	4	75.00	T62	10,750.00
2004	71	75	73	80	299	4	74.75	T71	10,342.50
2005	77	73			150	2	75.00	CUT	0.00
2007	75	70	72	77	294	4	73.50	69	12,120.00
2008	77	77			154	2	77.00	CUT	0.00
Totals					2491	34	73.26		\$111,604.50

LIETZKE, BRUCE

Year	1st	2nd	3rd	4th	Total	Rounds Played	Avg Score	Finish	Money
1976	76	78	68	72	294	4	73.50	T12	3,866.67
1977	70	76	73	74	293	4	73.25	T17	3,036.50
1978	74	70	76	73	293	4	73.25	T15	3,750.00
1979	75	74	72	75	296	4	74.00	T12	6,075.00
1980	67	72	74	75	288	4	72.00	T20	3,250.00
1981	74	75	71	73	293	4	73.25	T24	3,090.00
1982	73	70	71	70	284	4	71.00	T6	12,161.50
1984	68	75	77	70	290	4	72.50	T22	5,140.67
1985	72	79			151	2	75.00	CUT	0.00
1986	69	72	70	70	281	4	70.25	T15	10,110.00
1987	72	71	72	67	282	4	70.50	T24	7,793.33
1988	76	70	71	75	292	4	73.00	T41	3,837.14
1989	73	70	69	71	283	4	70.75	T4	40,835.00
1990	80	71	76		227	3	75.67	T38	4,300.00
1991	69	74	74	72	289	4	72.25	T38	4,560.00
1994	72	71	73	68	284	4	71.00	T19	18,180.00
1995	69	67	70	72	278	4	69.50	T13	30,033.33
1996	72	77			149	2	74.50	CUT	0.00
1997	75	71	72		218	3	72.67	T57	4,256.00
Totals					5065	70	72.36		\$164,275.14

LINDSEY, PAT

Year	1st	2nd	3rd	4th	Total	Rounds Played	Avg Score	Finish	Money
1984	75	76	72	78	301	4	75.25	T65	1,540.00
Totals					301	4	75.25		\$1,540.00

LINGMERTH, DAVID

Year	1st	2nd	3rd	4th	Total	Rounds Played	Avg Score	Finish	Money
2013	75	70	72	77	294	4	73.50	T57	13,702.00
2014	72	72	70	73	287	4	71.75	T49	15,148.67
2015	67	65	72	69	273	4	68.25	P1	1,116,000.00
2016	68	73	68	70	279	4	69.75	T27	59,075.00
2017	65	74	71	73	283	4	70.75	T15	143,550.00
2018	69	73	66	72	280	4	70.00	T29	56,589.16
2019	71	74	71	71	287	4	71.75	T41	31,850.16
2020	82	82			164	2	82.00	CUT	0.00
2021	75	73			148	2	74.00	CUT	0.00
2022	74	72	73	73	292	4	73.00	T48	32,040.00
2023	78	73			151	2	75.50	CUT	0.00
Totals					2738	38	72.05		\$1,467,954.83

LIPSKY, DAVID

Year	1st	2nd	3rd	4th	Total	Rounds Played	Avg Score	Finish	Money
2019	70	70	76	72	288	4	72.00	T48	23,478.00
2022	71	70	73	76	290	4	72.50	T37	51,000.00
2023	69	69	72	77	287	4	71.75	T12	410,000.00
Totals					865	12	72.08		\$484,478.00

LIST, LUKE

Year	1st	2nd	3rd	4th	Total	Rounds Played	Avg Score	Finish	Money
2017	73	75			148	2	74.00	CUT	0.00
2018	71	67	73	71	282	4	70.50	T37	\$41,830.00
2019	77	76			153	2	76.50	CUT	0.00
2020	70	68	79	71	288	4	72.00	T10	\$234,825.00
2021	76	72			148	2	74.00	CUT	0.00
2022	67	71	72	77	287	4	71.75	T26	89,400.00
2023	73	74	71	70	288	4	72.00	T16	275,500.00
Totals					1594	22	72.45		\$641,555.00

LISTER, JOHN

Year	1st	2nd	3rd	4th	Total	Rounds Played	Avg Score	Finish	Money
1977	75	74	74	83	306	4	76.50	T71	750.00
1978	76	78			154	2	77.00	CUT	0.00
Totals					460	6	76.67		\$750.00

LITTLER, GENE

Year	1st	2nd	3rd	4th	Total	Rounds Played	Avg Score	Finish	Money
1977	76	75	70	77	298	4	74.50	T45	940.00
1980	76	68	76	77	297	4	74.25	T63	1,546.50
1981	77	76			153	2	76.50	CUT	0.00
Totals					748	10	74.80		\$2,486.50

LOHR, BOB

Year	1st	2nd	3rd	4th	Total	Rounds Played	Avg Score	Finish	Money
1985	71	74	77	77	299	4	74.75	T54	1,637.75
1986	72	71	76	74	293	4	73.25	T67	1,512.00
1988	74	83			157	2	78.50	CUT	0.00
1989	77	70	71	77	295	4	73.75	T51	3,842.50
1991	71	78			149	2	74.50	CUT	0.00
1992	73	70	75	70	288	4	72.00	T68	2,626.00
1994	74	74	68	73	289	4	72.25	T38	6,150.00
1996	73	68	73	78	292	4	73.00	T65	3,762.00
Totals					2062	28	73.64		\$19,530.25

LONARD, PETER

Year	1st	2nd	3rd	4th	Total	Rounds Played	Avg Score	Finish	Money
1997	73	74	74		221	3	73.67	T67	3,800.00
2001	75	69	71	69	284	4	71.00	T15	65,600.00
2002	73	71	70	70	284	4	71.00	T32	22,860.00
2003	72	72	75	69	288	4	72.00	T21	56,000.00
2004	71	73	70	69	283	4	70.75	T11	111,300.00
2005	71	68	67	76	282	4	70.50	T17	79,750.00
2006	75	72	76	72	295	4	73.75	T57	12,765.00
2007	72	76			148	2	74.00	CUT	0.00
2009	77	76			153	2	76.50	CUT	0.00
Totals					2238	31	72.19		\$352,075.00

LONG, ADAM

Year	1st	2nd	3rd	4th	Total	Rounds Played	Avg Score	Finish	Money
2019	76	77			153	2	76.50	CUT	0.00
2020	73	75			148	2	74.00	CUT	0.00
2021	67	77	71	73	288	4	72.00	T26	67,890.00
2022	76	75			151	2	75.50	CUT	0.00
2023	81	71			152	2	76.00	CUT	0.00
Totals					892	12	74.33		\$67,890.00

Player Records

LONG, JOE

Year	1st	2nd	3rd	4th	Total	Rounds Played	Avg Score	Finish	Money (A)
2021	81	72			153	2	76.50	CUT	
Totals					153	2	76.50		\$0.00

LOTT, LYN

Year	1st	2nd	3rd	4th	Total	Rounds Played	Avg Score	Finish	Money
1976	74	76	79	78	307	4	76.75	T60	395.00
1977	71	75	74	70	290	4	72.50	T11	4,950.00
1978	75	78			153	2	76.50	CUT	0.00
Totals					750	10	75.00		\$5,345.00

LOUPE, ANDREW

Year	1st	2nd	3rd	4th	Total	Rounds Played	Avg Score	Finish	Money
2016	76	77			153	2	76.50	CUT	0.00
Totals					153	2	76.50		\$0.00

LOVE III, DAVIS

Year	1st	2nd	3rd	4th	Total	Rounds Played	Avg Score	Finish	Money
1986	72	73	67	73	285	4	71.25	T29	3,628.00
1988	74	81			155	2	77.50	CUT	0.00
1989	75	75	70	73	293	4	73.25	T41	5,100.00
1990	77	74	71		222	3	74.00	T16	14,500.00
1991	72	74	68	75	289	4	72.25	T38	4,560.00
1992	70	68	72	69	279	4	69.75	T19	16,315.00
1993	66	72	69	71	278	4	69.50	T10	36,400.00
1994	71	70	73	76	290	4	72.50	T45	4,392.00
1995	73	70	70	73	286	4	71.50	T53	3,898.67
1996	76	68	65	71	280	4	70.00	T6	56,340.00
1997	70	71	68		209	3	69.67	T10	45,600.00
1998	66	73	66	73	278	4	69.50	T5	83,600.00
1999	76	77			153	2	76.50	CUT	0.00
2004	70	73	72	69	284	4	71.00	T16	84,000.00
2005	78	73			151	2	75.50	CUT	0.00
2006	69	73	77	69	288	4	72.00	T29	39,962.50
2007	75	81			156	2	78.00	CUT	0.00
2008	74	74	77	73	298	4	74.50	T60	13,140.00
2009	72	68	69	73	282	4	70.50	T5	219,000.00
2010	72	72	69	76	289	4	72.25	T52	14,160.00
2011	69	73	72	72	286	4	71.50	T37	27,900.00
2012	74	72	71	72	289	4	72.25	T16	99,200.00
2013	73	69	72	74	288	4	72.00	T29	40,300.00
2016	76				76	1	76.00	WD	0.00
Totals					5984	83	72.10		\$811,996.17

LOVEMARK, JAMIE

Year	1st	2nd	3rd	4th	Total	Rounds Played	Avg Score	Finish	Money
2016	69	72	70	73	284	4	71.00	T52	19,822.00
2017	69	69	70	73	281	4	70.25	T10	217,500.00
2018	67	73	73	69	282	4	70.50	T37	41,830.00
2021	81	75			156	2	78.00	CUT	0.00
Totals					1003	14	71.64		\$279,152.00

LOWER, JUSTIN

Year	1st	2nd	3rd	4th	Total	Rounds Played	Avg Score	Finish	Money
2014	74	75			149	2	74.50	CUT	0.00
2022	74	76			150	2	75.00	CUT	0.00
2023	77	74			151	2	75.50	CUT	0.00
Totals					450	6	75.00		\$0.00

LOWERY, STEVE

Year	1st	2nd	3rd	4th	Total	Rounds Played	Avg Score	Finish	Money
1994	71	70	69	72	282	4	70.50	T11	34,500.00
1996	67	71	71	72	281	4	70.25	T11	43,200.00
1997	74	73	66		213	3	71.00	T26	13,775.00
1998	73	71	71	67	282	4	70.50	T23	19,580.00
1999	75	74			149	2	74.50	CUT	0.00
2000	73	66	66	73	278	4	69.50	T5	113,150.00
2001	72	70	78	77	297	4	74.25	T66	8,528.00
2002	73	72	68	70	283	4	70.75	T27	31,950.00
2003	70	76	73	74	293	4	73.25	T40	19,500.00
2005	70	75	74	77	296	4	74.00	T78	10,120.00
2006	75				75	1	75.00	WD	0.00
2007	68	75	73	73	289	4	72.25	T59	13,200.00
2008	70	70	75	71	286	4	71.50	T6	201,000.00
2009	76	71	71	77	295	4	73.75	T58	13,320.00
Totals					3599	50	71.98		\$521,823.00

LOWRY, SHANE

Year	1st	2nd	3rd	4th	Total	Rounds Played	Avg Score	Finish	Money
2013	78	78			156	2	78.00	CUT	0.00
2017	72	68	70	73	283	4	70.75	T15	143,550.00
2018	73	69	73	70	285	4	71.25	T52	20,754.80
2020	73	75			148	2	74.00	CUT	0.00
2021	69	71	72	70	282	4	70.50	T6	313,875.00
2022	69	72	72	76	289	4	72.25	T32	68,520.00
2023	69	76	70	73	288	4	72.00	T16	275,500.00
2024	74	73	68	85	300	4	75.00	T44	54,000.00
Totals					2031	28	72.54		\$876,199.80

LU, CHIEN SOON

Year	1st	2nd	3rd	4th	Total	Rounds Played	Avg Score	Finish	Money
1983	77	77			154	2	77.00	CUT	0.00
1988	71	79			150	2	75.00	CUT	0.00
Totals					304	4	76.00		\$0.00

LU, LIANG-HUAN

Year	1st	2nd	3rd	4th	Total	Rounds Played	Avg Score	Finish	Money
1977	75	77	78	76	306	4	76.50	T71	750.00
1978	73	76	75	84	308	4	77.00	T71	750.00
1980	75	74	79	75	303	4	75.75	T72	1,500.67
1981	76	76	78	77	307	4	76.75	T2	1,510.00
1983	70	84			154	2	77.00	CUT	0.00
Totals					1378	18	76.56		\$4,510.67

LUCK, CURTIS

Year	1st	2nd	3rd	4th	Total	Rounds Played	Avg Score	Finish	Money
2017	77	70	75	77	299	4	74.75	T73	16,791.00
2022	78	73			151	2	75.50	CUT	0.00
Totals					450	6	75.00		\$16,791.00

LUITEN, JOOST

Year	1st	2nd	3rd	4th	Total	Rounds Played	Avg Score	Finish	Money
2011	76				76	1	75.00	DQ	0.00
2019	73	71	74	73	291	4	72.75	T62	19,474.00
Totals					367	5	73.40		\$19,474.00

LUNDE, BILL

Year	1st	2nd	3rd	4th	Total	Rounds Played	Avg Score	Finish	Money
2011	74				74	1	74.00	WD	0.00
Totals					74	1	74.00		\$0.00

LYE, MARK

Year	1st	2nd	3rd	4th	Total	Rounds Played	Avg Score	Finish	Money
1977	68	73	70	82	293	4	73.25	T17	3,036.50
1978	79	75			154	2	77.00	CUT	0.00
1980	72	77	70	77	296	4	74.00	T57	1,585.00
1981	75	74	76	72	297	4	74.25	T41	2,020.00
1982	75	72	76	71	294	4	73.50	T55	1,680.00
1983	77	72	76	72	297	4	74.25	T58	1,706.50
1984	72	72	73	76	293	4	73.25	T32	3,394.00
1985	72	72	78	74	296	4	74.00	T41	2,500.00
1986	75	70	72	70	287	4	71.75	T44	2,220.00
1990	78	78	69		225	3	75.00	T30	6,650.00
Totals					2732	37	73.84		\$24,792.00

LYLE, SANDY

Year	1st	2nd	3rd	4th	Total	Rounds Played	Avg Score	Finish	Money
1987	69	70	69	69	277	4	69.25	T6	26,038.34
1989	76	73	73	71	293	4	73.25	T41	5,100.00
1990	79	80			159	2	79.50	CUT	0.00
1996	72	74	77	73	296	4	74.00	T73	3,474.00
Totals					1025	14	73.21		\$34,612.34

MACKAY, ROGER

Year	1st	2nd	3rd	4th	Total	Rounds Played	Avg Score	Finish	Money
1988	72	75	80		227	3	75.67	WD	0.00
Totals					227	3	75.67		\$0.00

MACKENZIE, WILL

Year	1st	2nd	3rd	4th	Total	Rounds Played	Avg Score	Finish	Money
2007	67	73	65	72	277	4	69.25	T11	144,000.00
2009	70	73	73	68	284	4	71.00	T10	150,000.00
2014	72	75			147	2	73.50	CUT	0.00
2015	73	77			150	2	75.00	CUT	0.00
Totals					858	12	71.50		\$294,000.00

Player Records

MACPHERSON, BRYDEN

Year	1st	2nd	3rd	4th	Total	Rounds Played	Avg Score	Finish	Money
2012	79	70			149	2	74.50	CUT	0.00
Totals					149	2	74.50		\$0.00

MAGEE, ANDREW

Year	1st	2nd	3rd	4th	Total	Rounds Played	Avg Score	Finish	Money
1988	70	70	68	74	282	4	70.50	T4	39,115.00
1989	76	72	69	77	294	4	73.50	T45	4,265.00
1990	80	74	76		230	3	76.67	T59	2,180.00
1991	78	74			152	2	76.00	CUT	0.00
1992	71	67	71	69	278	4	69.50	T14	22,100.00
1993	72	73	81	74	300	4	75.00	T3	2,716.00
1994	79	75			154	2	77.00	CUT	0.00
1995	74	72			146	2	73.00	CUT	0.00
1997	69	75	71		215	3	71.67	T38	7,600.00
1998	67	71	68	69	275	4	68.75	2	237,600.00
1999	71	74	70	68	283	4	70.75	T14	43,350.00
2000	76	71	71	66	284	4	71.00	T20	34,844.00
2001	74	70	74	74	292	4	73.00	T49	10,229.50
2002	72	74	71	71	288	4	72.00	T56	10,125.00
Totals					3473	48	72.35		\$414,124.50

MAGGERT, JEFF

Year	1st	2nd	3rd	4th	Total	Rounds Played	Avg Score	Finish	Money
1991	71	80			151	2	75.50	CUT	0.00
1992	71	67	66	73	277	4	69.25	T12	28,600.00
1993	73	72	68	67	280	4	70.00	T12	28,350.00
1994	71	74	66	70	281	4	70.25	T9	42,000.00
1995	73	73			146	2	73.00	CUT	0.00
1996	74	71	71	69	285	4	71.25	T21	18,720.00
1997	71	76	74		221	3	73.67	T67	3,800.00
1998	75	69	74	73	291	4	72.75	T64	4,620.00
2000	76	75			151	2	75.50	CUT	0.00
2002	72	67	74	70	283	4	70.75	T27	31,950.00
2003	68	73	71	80	292	4	73.00	T34	25,250.00
2004	73	69	76	73	291	4	72.75	T51	12,521.25
2006	73	76			149	2	74.50	CUT	0.00
2010	74	73			147	2	73.50	CUT	0.00
Totals					3245	45	72.11		\$195,811.25

MAHAFFEY, JOHN

Year	1st	2nd	3rd	4th	Total	Rounds Played	Avg Score	Finish	Money
1978	75	76			151	2	75.50	CUT	0.00
1979	78	78	72	70	298	4	74.50	T22	2,880.00
1980	72	67	72	74	285	4	71.25	T8	7,800.00
1981	72	73	71	73	289	4	72.25	T12	7,700.00
1982	78	74			152	2	76.00	CUT	0.00
1983	77	75			152	2	76.00	CUT	0.00
1984	71	83			154	2	77.00	CUT	0.00
1985	73	77	69	73	292	4	73.00	T24	4,784.71
1986	68	71	69	69	277	4	69.25	T5	21,110.00
1987	69	71	65	73	278	4	69.50	T9	19,480.00
1988	68	73	73	73	287	4	71.75	T19	12,283.33
1989	74	75	67	72	288	4	72.00	T16	15,056.00
1990	84	73	72		229	3	76.33	T53	2,293.34
1993	71	74	69	75	289	4	72.25	T50	3,328.00
1994	73	75	72	74	294	4	73.50	T60	3,255.00
1995	72	72	72	70	286	4	71.50	T53	3,898.67
Totals					4001	55	72.75		\$103,869.05

MAHAN, HUNTER

Year	1st	2nd	3rd	4th	Total	Rounds Played	Avg Score	Finish	Money
2004	74	70	75	74	293	4	73.25	T61	11,445.00
2008	76	76			152	2	76.00	CUT	0.00
2009	74	69	70	73	286	4	71.50	T14	90,133.33
2010	75	72			147	2	73.50	CUT	0.00
2011	69	72	69	71	281	4	70.25	T13	112,840.00
2012	72	73	77	68	290	4	72.50	T19	72,540.00
2013	73	68	75	70	286	4	71.50	T16	93,000.00
2014	68	70	73	73	284	4	71.00	T28	38,646.67
2016	80	72			152	2	76.00	CUT	0.00
2017	75	73			148	2	74.00	CUT	0.00
Totals					2319	32	72.47		\$418,605.00

MALLINGER, JOHN

Year	1st	2nd	3rd	4th	Total	Rounds Played	Avg Score	Finish	Money
2007	75	73			148	2	74.00	CUT	0.00
2008	71	74	74	69	288	4	72.00	T10	120,666.67
2009	75	74			149	2	74.50	CUT	0.00
2010	76	70			146	2	73.00	CUT	0.00
Totals					731	10	73.10		\$120,666.67

MALLON, BILL

Year	1st	2nd	3rd	4th	Total	Rounds Played	Avg Score	Finish	Money
1978	77	77			154	2	77.00	CUT	0.00
Totals					154	2	77.00		\$0.00

MALNATI, PETER

Year	1st	2nd	3rd	4th	Total	Rounds Played	Avg Score	Finish	Money
2016	72	71			143	2	71.50	CUT	0.00
2019	72	72	69	69	282	4	70.50	T17	127,400.00
2021	81	71			152	2	76.00	CUT	0.00
2022	74	76			150	2	75.00	CUT	0.00
2023	78	84			162	2	81.00	CUT	0.00
2024	72	73	74	75	294	4	73.50	T33	106,500.00
Totals					1183	16	73.94		\$233,900.00

MALTBIE, ROGER

Year	1st	2nd	3rd	4th	Total	Rounds Played	Avg Score	Finish	Money
1976	71	71	70	76	288	4	72.00	P1	40,000.00
1977	72	75	70	78	295	4	73.75	T29	1,429.16
1978	71	76	80	81	308	4	77.00	T71	750.00
1979	73	92			165	2	82.50	CUT	0.00
1980	76	77			153	2	76.50	CUT	0.00
1981	72	74	75	72	293	4	73.25	T24	3,090.00
1982	68	66	75	74	283	4	70.75	T2	23,100.00
1983	74	74	74	74	296	4	74.00	T52	1,800.00
1984	70	73	73	67	283	4	70.75	T3	26,000.00
1985	72	70	72	75	289	4	72.25	T10	12,856.00
1986	71	75	75	70	291	4	72.75	T61	1,585.00
1987	73	71	71	74	289	4	72.25	T54	2,710.00
1988	73	72	70	75	290	4	72.50	T33	5,862.50
1989	79	73			152	2	76.00	CUT	0.00
1990	77	73	78		228	3	76.00	T43	2,922.00
1991	84	75			159	2	79.50	CUT	0.00
1992	73	72	71	71	287	4	71.75	T65	2,704.00
1993	72	77			149	2	74.50	CUT	0.00
1994	75	77			152	2	76.00	CUT	0.00
1995	71	75			146	2	73.00	CUT	0.00
1996	76	75			151	2	75.50	CUT	0.00
1997	77	73			150	2	75.00	CUT	0.00
1998	76	75			151	2	75.50	CUT	0.00
1999	75	82			157	2	78.50	CUT	0.00
2000	84				84	1	84.00	WD	0.00
2001	72	79			151	2	75.50	CUT	0.00
2002	84	78			162	2	81.00	CUT	0.00
Totals					5802	78	74.38		\$124,808.66

MANN, BOB

Year	1st	2nd	3rd	4th	Total	Rounds Played	Avg Score	Finish	Money
1979	76	76	78	70	300	4	75.00	T30	1,821.50
Totals					300	4	75.00		\$1,821.50

MARINO, STEVE

Year	1st	2nd	3rd	4th	Total	Rounds Played	Avg Score	Finish	Money
2007	73	71	66	72	282	4	70.50	T29	41,700.00
2008	76	76			152	2	76.00	CUT	0.00
2009	68	72	73	74	287	4	71.75	T23	55,200.00
2010	68	71	71	72	282	4	70.50	T19	75,300.00
2011	75	71			146	2	73.00	CUT	0.00
2012	74	75			149	2	74.50	CUT	0.00
Totals					1298	18	72.11		\$172,200.00

MARSH, GRAHAM

Year	1st	2nd	3rd	4th	Total	Rounds Played	Avg Score	Finish	Money
1979	75	78	80	71	304	4	76.00	T47	1,151.43
Totals					304	4	76.00		\$1,151.43

MARTI, FRED

Year	1st	2nd	3rd	4th	Total	Rounds Played	Avg Score	Finish	Money
1976	75	73	74	74	296	4	74.00	T18	2,400.00
1977	71	75	77	77	300	4	75.00	T55	840.00
1978	73	77			150	2	75.00	CUT	0.00
1979	77	80	77	73	307	4	76.75	T62	1,036.50
Totals					1002	14	71.57		\$4,276.50

MARTIN, BEN

Year	1st	2nd	3rd	4th	Total	Rounds Played	Avg Score	Finish	Money
2014	72	72	65	78	287	4	71.75	T49	15,148.66
2015	75	71			146	2	73.00	CUT	0.00
2016	69	71	69	72	281	4	70.25	T38	34,000.00
2017	71	74	71	72	288	4	72.00	T35	4

Player Records

MARTIN, DOUG

Year	1st	2nd	3rd	4th	Total	Rounds Played	Avg Score	Finish	Money
1992	77	72			149	2	74.50	CUT	0.00
1994	72	75	75	74	296	4	74.00	T67	3,105.00
1995	71	73	70	68	282	4	70.50	T34	8,967.50
1996	78	73			151	2	75.50	CUT	0.00
1997	71	72	73		216	3	72.00	T46	5,006.50
1998	70	78			148	2	74.00	CUT	0.00
Totals					1242	17	73.06		\$17,079.00

MARUYAMA, SHIGEKI

Year	1st	2nd	3rd	4th	Total	Rounds Played	Avg Score	Finish	Money
1997	74	67			141	2	70.50	WD	0.00
1999	71	80			151	2	75.50	CUT	0.00
2000	73	69	68	70	280	4	70.00	T10	80,600.00
2001	70	75	70	73	288	4	72.00	T37	19,270.00
2002	74	66	67	70	277	4	69.25	T4	169,650.00
2003	69	75	72	73	289	4	72.25	T24	44,000.00
2004	71	71	76	72	290	4	72.50	T46	14,553.00
2005	73	72	72	73	290	4	72.50	T57	12,265.00
2006	73				73	1	73.00	WD	0.00
2007	77	72			149	2	74.50	CUT	0.00
Totals					2228	31	71.87		\$340,338.00

MASSENGAL, RIK

Year	1st	2nd	3rd	4th	Total	Rounds Played	Avg Score	Finish	Money
1977	73	73	75	74	295	4	73.75	T29	1,429.17
1978	80	73			153	2	76.50	CUT	0.00
1979	76	75	76	79	306	4	76.50	61	1,045.00
Totals					754	10	75.40		\$2,474.17

MASSERIO, JIM

Year	1st	2nd	3rd	4th	Total	Rounds Played	Avg Score	Finish	Money
1976	81	78			159	2	79.50	CUT	0.00
1977	77	73	74	77	301	4	75.25	T58	806.25
Totals					460	6	76.67		\$806.25

MAST, DICK

Year	1st	2nd	3rd	4th	Total	Rounds Played	Avg Score	Finish	Money
1986	80	70			150	2	75.00	CUT	0.00
Totals					150	2	75.00		\$0.00

MATHIS, DAVID

Year	1st	2nd	3rd	4th	Total	Rounds Played	Avg Score	Finish	Money
2012	71	71	74	75	291	4	72.75	T25	40,776.92
Totals					291	4	72.75		\$40,776.92

MATSUYAMA, HIDEKI

Year	1st	2nd	3rd	4th	Total	Rounds Played	Avg Score	Finish	Money
2014	70	67	69	69	275	4	68.75	P1	1,116,000.00
2015	64	71	71	70	276	4	69.00	T5	226,300.00
2016	74	73			147	2	73.50	CUT	0.00
2017	70	74	76	70	290	4	72.50	T45	26,187.00
2018	65	71	71	71	278	4	69.50	T13	139,018.00
2019	71	70	64	72	277	4	69.25	6	327,600.00
2020	75	79			154	2	77.00	CUT	0.00
2021	73	68	79	76	296	4	74.00	T62	20,460.00
2022								DQ	0.00
2023	72	65	75	76	288	4	72.00	T16	275,500.00
2024	73	70	74	70	287	4	71.75	T8	579,000.00
Totals					2568	36	71.33		\$2,710,065.00

MATTESON, TROY

Year	1st	2nd	3rd	4th	Total	Rounds Played	Avg Score	Finish	Money
2008	76	81			157	2	78.50	CUT	0.00
2009	69	73	71	77	290	4	72.50	T36	28,260.00
2010	75	74			149	2	74.50	CUT	0.00
2011	73	69	68	75	285	4	71.25	T30	36,845.71
2012	72	69	76	75	292	4	73.00	T38	24,800.00
Totals					1173	16	73.31		\$89,905.71

MATTIACE, LEN

Year	1st	2nd	3rd	4th	Total	Rounds Played	Avg Score	Finish	Money
1997	74	75			149	2	74.50	CUT	0.00
1998	68	67	73	76	284	4	71.00	T31	12,477.00
1999	70	77	73	74	294	4	73.50	T65	5,329.50
2001	72	67	73	74	286	4	71.50	T24	33,210.00
2002	71	73	71	69	284	4	71.00	T32	22,860.00
2003	70	72	80	75	297	4	74.25	T52	11,725.00
2004	70	73	73	74	290	4	72.50	T46	14,553.00
Totals					1884	26	72.46		\$100,154.50

MAY, BOB

Year	1st	2nd	3rd	4th	Total	Rounds Played	Avg Score	Finish	Money
2001	75	71	76	71	293	4	73.25	T53	9,539.33
Totals					293	4	73.25		\$9,539.33

MAYFAIR, BILLY

Year	1st	2nd	3rd	4th	Total	Rounds Played	Avg Score	Finish	Money
1989	72	74	73	73	292	4	73.00	T34	6,115.71
1990	78	77	71		226	3	73.25	T32	5,533.33
1991	82	69			151	2	75.50	CUT	0.00
1994	69	71	72	79	291	4	72.75	T50	3,652.50
1995	72	74			146	2	73.00	CUT	0.00
1996	75	76			151	2	75.50	CUT	0.00
1997	69	74	68		211	3	70.33	T17	27,550.00
1998	72	73	68	71	284	4	71.00	T31	12,477.00
1999	72	75	72	70	289	4	72.25	T48	6,579.00
2000	75	72	74	75	296	4	74.00	T76	5,828.00
2001	68	74	76	72	290	4	72.50	T43	14,350.00
2002	71	72	72	71	286	4	71.50	T45	13,545.00
2005	72	70	68	76	286	4	71.50	T34	28,380.00
2006	70	72	78	73	293	4	73.25	T46	15,640.00
2007	68	71	71	68	278	4	69.50	T13	120,000.00
2008	77	79			156	2	78.00	CUT	0.00
2009	74	75			149	2	74.50	CUT	0.00
2010	73	73			146	2	73.00	CUT	0.00
2011	78	70			148	2	74.00	CUT	0.00
2012	74	78			152	1	76.00	CUT	0.00
Totals					4521	62	72.92		\$259,650.54

MCCALLISTER, BLAINE

Year	1st	2nd	3rd	4th	Total	Rounds Played	Avg Score	Finish	Money
1987	73	69	68	79	289	4	72.25	T54	2,710.00
1989	79	78			157	2	78.50	CUT	0.00
1992	77	71			148	2	74.00	CUT	0.00
1993	72	75			147	2	73.50	CUT	0.00
Totals					741	10	74.10		\$2,710.00

MCCARRON, SCOTT

Year	1st	2nd	3rd	4th	Total	Rounds Played	Avg Score	Finish	Money
1996	73	73	67	78	291	4	72.75	T56	3,960.00
1997	81	72			153	2	76.50	CUT	0.00
1998	75	74			149	2	74.50	CUT	0.00
1999	77	73			150	2	75.00	CUT	0.00
2001	74	74			148	2	74.00	CUT	0.00
2003	74	73			147	2	73.50	CUT	0.00
2004	72	69	75	69	285	4	71.25	T19	65,887.50
2005	71	72	72	76	291	4	72.75	T61	11,715.00
2009	74	74	82	71	301	4	75.25	T74	11,580.00
2011	73	74			147	2	73.50	CUT	0.00
Totals					2062	28	73.64		\$93,142.50

MCCARTHY, DENNY

Year	1st	2nd	3rd	4th	Total	Rounds Played	Avg Score	Finish	Money
2020	75	71	76	76	298	4	74.50	T58	21,111.00
2021	75	73			148	2	74.00	CUT	0.00
2022	68	69	73	72	282	4	70.50	T5	411,600.00
2023	71	72	68	70	281	4	70.25	P2	2,180,000.00
2024	76	70	73	76	295	4	73.75	T39	88,000.00
Totals					1304	18	72.44		\$2,700,711.00

MCCORD, GARY

Year	1st	2nd	3rd	4th	Total	Rounds Played	Avg Score	Finish	Money
1976	78	82			160	2	80.00	CUT	0.00
1977	71	73	76	76	296	4	74.00	T35	1,111.00
1978	71	76	70	86	303	4	75.75	66	770.00
Totals					759	10	75.90		\$1,881.00

Player Records

MCCULLOUGH, MIKE

Year	1st	2nd	3rd	4th	Total	Rounds Played	Avg Score	Finish	Money
1976	78	80			158	2	79.00	CUT	0.00
1977	74	74	76	77	301	4	75.25	T58	806.25
1978	72	76	74	75	297	4	74.25	T36	1,203.00
1979	70	82	76	72	300	4	75.00	T30	1,821.50
1983	75	78			153	2	76.50	CUT	0.00
Totals					1209	16	75.56		\$3,830.75

MCCUMBER, MARK

Year	1st	2nd	3rd	4th	Total	Rounds Played	Avg Score	Finish	Money
1979	84	83			167	2	83.50	CUT	0.00
1980	71	79	78	73	301	4	75.25	T70	1,511.50
1983	77	74			151	2	75.50	CUT	0.00
1984	73	75	75	64	287	4	71.75	T10	12,500.00
1985	74	75	75	75	299	4	74.75	T54	1,637.75
1986	73	73	69	66	281	4	70.25	T15	10,110.00
1987	71	73	70	72	286	4	71.50	T39	3,980.00
1988	74	73	75	67	289	4	72.25	T28	6,758.00
1989	75	77			152	2	76.00	CUT	0.00
1990	88				88	1	88.00	DO	0.00
1991	74	73	71	71	289	4	72.25	T38	4,560.00
1992	70	70	75	70	285	4	71.25	T54	2,951.00
1993	73	72	75	71	291	4	72.75	T60	3,066.00
1995	68	73	68	71	280	4	70.00	T21	15,958.75
1996	74	68	72	75	289	4	72.25	T43	5,772.00
Totals					3735	51	73.24		\$68,805.00

MCCUMBER, TYLER

Year	1st	2nd	3rd	4th	Total	Rounds Played	Avg Score	Finish	Money
2021	76	71			147	2	73.50	CUT	0.00
Totals					147	2	73.50		0.00

MCDOWELL, GRAEME

Year	1st	2nd	3rd	4th	Total	Rounds Played	Avg Score	Finish	Money
2020	79	76			155	2	77.50	CUT	0.00
Totals					155	2	77.50		0.00

MCGEE, JERRY

Year	1st	2nd	3rd	4th	Total	Rounds Played	Avg Score	Finish	Money
1976	71	73	72	74	290	4	72.50	T4	8,800.00
1977	70	68	79	78	295	4	73.75	T29	1,429.16
1978	77	76			153	2	76.50	CUT	0.00
1979	77	78	76	74	305	4	76.25	T54	1,080.00
1980	74	72	76	77	299	4	74.75	T67	1,526.50
1981	76	68	78	73	295	4	73.75	T32	2,450.00
Totals					1637	22	74.41		\$15,285.66

MCGIRT, WILLIAM

Year	1st	2nd	3rd	4th	Total	Rounds Played	Avg Score	Finish	Money
2013	73	73	71	73	290	4	72.50	T37	28,520.00
2014	77	77			154	2	77.00	CUT	0.00
2015	70	70	70	76	286	4	71.50	T40	21,727.55
2016	70	68	64	71	273	4	68.25	P1	1,530,000.00
2017	71	72	70	83	296	4	74.00	T67	17,661.00
2018	74	74			146	2	73.00	CUT	0.00
2020	76	69	73	83	301	4	75.25	T68	19,158.00
2021	75	73			148	2	74.00	CUT	0.00
2022	69	78			147	2	73.50	CUT	0.00
2023	77	74			151	2	75.50	CUT	0.00
Totals					2192	30	73.07		\$1,617,066.55

MCGOVERN, JIM

Year	1st	2nd	3rd	4th	Total	Rounds Played	Avg Score	Finish	Money
1993	67	71	69	70	277	4	69.25	T4	50,750.00
1994	72	69	74	74	289	4	72.25	T38	6,150.00
1995	65	73	73	72	283	4	70.75	T38	6,630.00
1996	76	70	72	73	291	4	72.75	T56	3,960.00
Totals					1140	16	71.25		\$67,490.00

MCGOWAN, PAT

Year	1st	2nd	3rd	4th	Total	Rounds Played	Avg Score	Finish	Money
1979	79	77	78	77	311	4	77.75	T1	1,000.00
1985	76	71	69	76	292	4	73.00	T24	4,784.72
1986	67	71	75	75	288	4	72.00	T47	1,858.00
1987	71	72	76	77	296	4	74.00	T72	2,500.00
Totals					1187	16	74.19		\$10,142.72

MCILROY, RORY

Year	1st	2nd	3rd	4th	Total	Rounds Played	Avg Score	Finish	Money
2010	72	68	68	71	279	4	69.75	T10	156,000.00
2011	66	72	71	68	277	4	69.25	T5	248,000.00
2012	71	79			150	2	75.00	CUT	0.00
2013	78	69	75	72	294	4	73.50	T57	13,702.00
2014	63	78	69	72	282	4	70.50	T15	102,300.00
2016	71	66	70	68	275	4	68.75	T4	334,687.50
2018	74	70	64	69	277	4	69.25	T8	240,300.00
2019	75	71			146	2	73.00	CUT	0.00
2020	70	72	72	78	292	4	73.00	T32	51,925.00
2021	72	72	71	72	287	4	71.75	T18	110,670.00
2022	70	69	73	74	286	4	71.50	T18	142,800.00
2023	72	68	70	75	285	4	71.25	T7	650,000.00
2024	70	71	73	76	290	4	72.50	T15	329,000.00
Totals					3420	48	71.25		\$2,379,384.50

MCLACHLIN, PARKER

Year	1st	2nd	3rd	4th	Total	Rounds Played	Avg Score	Finish	Money
2008	73	77	76	82	308	4	77.00	T5	11,400.00
2009	81	78			159	2	79.50	CUT	0.00
Totals					467	6	77.83		\$11,400.00

MCLENDON, MAC

Year	1st	2nd	3rd	4th	Total	Rounds Played	Avg Score	Finish	Money
1976	80	79			159	2	79.50	CUT	0.00
1977	75	75	75	70	295	4	73.75	T29	1,429.17
1978	74	74	75	73	296	4	74.00	T30	1,517.84
1979	71	81	81	75	308	4	77.00	T64	1,025.00
Totals					1058	14	75.57		\$3,972.01

MCNEALY, MAVERICK

Year	1st	2nd	3rd	4th	Total	Rounds Played	Avg Score	Finish	Money
2020	81	77			158	2	79.00	CUT	0.00
Totals					158	2	79.00		0.00

MCNEILL, GEORGE

Year	1st	2nd	3rd	4th	Total	Rounds Played	Avg Score	Finish	Money
2007	74	75			149	2	74.50	CUT	0.00
2008	73	73	75	71	292	4	73.00	T30	34,133.34
2009	76	69	75	76	296	4	74.00	T63	12,660.00
2010	74	72			146	2	73.00	CUT	0.00
2012	72	76			148	2	74.00	CUT	0.00
2013	74	71	71	75	291	4	72.75	T41	20,556.45
2014	73	76			149	2	74.50	CUT	0.00
2015	72	71	67	69	279	4	69.75	T13	116,250.00
2016	71	71	69	70	281	4	70.25	T38	34,000.00
Totals					2031	28	72.54		\$217,599.79

MCNICKLE, ARTIE

Year	1st	2nd	3rd	4th	Total	Rounds Played	Avg Score	Finish	Money
1979	76	82			158	2	79.00	CUT	0.00
Totals					158	2	79.00		\$0.00

MCNULTY, MARK

Year	1st	2nd	3rd	4th	Total	Rounds Played	Avg Score	Finish	Money
1982	73	74	73	71	291	4	72.75	T40	2,000.00
1985	74	73	77	84	308	4	77.00	T1	1,500.00
1995	73	77			150	2	75.00	CUT	0.00
Totals					749	10	74.90		\$3,500.00

MCROY, SPIKE

Year	1st	2nd	3rd	4th	Total	Rounds Played	Avg Score	Finish	Money
2003	68	68	84	71	291	4	72.75	T29	32,500.00
Totals					291	4	72.75		\$32,500.00

Player Records

MEDIATE, ROCCO

Year	1st	2nd	3rd	4th	Total	Rounds Played	Avg Score	Finish	Money
1987	74	73			147	2	73.50	CUT	0.00
1988	69	75	73	76	293	4	73.25	T48	2,977.00
1989	76	72	79	72	299	4	74.75	G3	3,620.00
1990	82	84			166	2	83.00	CUT	0.00
1991	75	74			149	2	74.50	CUT	0.00
1992	72	70	68	74	284	4	71.00	T48	3,267.33
1993	69	71	73	72	285	4	71.25	T30	8,890.00
1996	73	71	70	71	285	4	71.25	T21	18,720.00
1997	74	72	68		214	3	71.33	T32	10,513.33
1999	73	76			149	2	74.50	CUT	0.00
2000	73	71	68	70	282	4	70.50	T13	58,125.00
2002	70	73	68	70	281	4	70.25	T19	58,500.00
2003	73					1	73.00	WD	0.00
2004	71	73	73	75	292	4	73.00	T55	11,812.50
2007	69	73	72	65	279	4	69.75	T15	93,000.00
2008	70	73	74	69	286	4	71.50	T6	201,000.00
2009	73	70	81	78	302	4	75.50	T76	11,340.00
2011	68	76	72	73	289	4	72.25	T51	14,284.80
Totals					4282	60	71.37		\$496,049.96

MEEKS, ERIC

Year	1st	2nd	3rd	4th	Total	Rounds Played	Avg Score	Finish	Money
1989	84	82			166	2	83.00	CUT	(A)
Totals					166	2	83.00		\$0.00

MELNYK, STEVE

Year	1st	2nd	3rd	4th	Total	Rounds Played	Avg Score	Finish	Money
1976	78	85			163	2	81.50	CUT	0.00
1977								WD	0.00
1978	71	75	73	75	294	4	73.50	T20	2,650.00
1979	80	80			160	2	80.00	CUT	0.00
1982	69	74	71	77	291	4	72.75	T40	2,000.00
1983	71	72	72	78	293	4	73.25	T41	2,108.34
Totals					1201	16	75.06		\$6,758.34

MENNE, BOB

Year	1st	2nd	3rd	4th	Total	Rounds Played	Avg Score	Finish	Money
1976	72	80	76	77	305	4	76.25	T52	470.00
1977	78	79			157	2	78.50	CUT	0.00
Totals					462	6	77.00		\$470.00

MERRICK, JOHN

Year	1st	2nd	3rd	4th	Total	Rounds Played	Avg Score	Finish	Money
2008	80	77			157	2	78.50	CUT	0.00
2010	73	72	73	74	292	4	73.00	T64	12,660.00
Totals					449	6	74.83		\$12,660.00

MERRITT, TROY

Year	1st	2nd	3rd	4th	Total	Rounds Played	Avg Score	Finish	Money
2010	74	72			146	2	73.00	CUT	0.00
2015	70	69	72	77	288	4	72.00	T52	14,458.40
2016	75	70			145	2	72.50	CUT	0.00
2019	69	66	74	73	282	4	70.50	T17	127,400.00
2020	75	77			152	2	76.00	CUT	0.00
2021	74	70	71	78	293	4	73.25	T50	23,343.00
2022	73	72	69	80	294	4	73.50	T53	27,994.28
2023	76	78			154	2	77.00	CUT	0.00
Totals					1754	24	73.08		\$193,195.68

MESHIAI, HAJIME

Year	1st	2nd	3rd	4th	Total	Rounds Played	Avg Score	Finish	Money
1994	73	74	71	69	287	4	71.75	T30	9,315.00
1998	81	74			155	2	77.50	CUT	0.00
Totals					442	6	73.67		\$9,315.00

MEYER, DENNIS

Year	1st	2nd	3rd	4th	Total	Rounds Played	Avg Score	Finish	Money
1976	75	76	75	76	302	4	75.50	T38	780.00
Totals					302	4	75.50		\$780.00

MICHEEL, SHAUN

Year	1st	2nd	3rd	4th	Total	Rounds Played	Avg Score	Finish	Money
2004	73	73	80	72	298	4	74.50	T69	10,552.50
2005	74	73			147	2	73.50	CUT	0.00
2006	71	69	75	75	290	4	72.50	T34	30,331.25
2007	74	69	77	73	293	4	73.25	G8	12,240.00
2008	71	77	78	79	305	4	76.25	T69	12,000.00
2009	73	78			151	2	75.50	CUT	0.00
2011	69	73	67	75	284	4	71.00	T22	54,405.00
Totals					1768	24	73.67		\$119,528.75

MICHELIZZI, DAVID

Year	1st	2nd	3rd	4th	Total	Rounds Played	Avg Score	Finish	Money
2023	75	78			153	2	76.50	CUT	0.00
Totals					153	2	76.50		\$0.00

MICKELSON, PHIL

Year	1st	2nd	3rd	4th	Total	Rounds Played	Avg Score	Finish	Money
1991	75	71	77	73	296	4	74.00	T66	(A)
1993	73	70	72	68	283	4	70.75	T22	14,560.00
1995	70	73	71	73	287	4	71.75	T59	3,740.00
1996	73	74	76	72	295	4	73.75	T71	3,546.00
1998	70	78			148	2	74.00	CUT	0.00
1999	69	73	69	71	282	4	70.50	T11	58,650.00
2002	73	66	70	69	278	4	69.50	T9	117,000.00
2006	69	70	70	70	279	4	69.75	T4	237,666.66
2007								WD	0.00
2008	72	75	70	73	290	4	72.50	T20	65,000.00
2010	67	71	70	69	277	4	69.25	T5	219,000.00
2011	72	70	72	67	281	4	70.25	T13	112,840.00
2012	79				79	1	79.00	WD	0.00
2014	72	70	72	73	287	4	71.75	T49	15,148.67
2015	72	68	78	75	293	4	73.25	T65	12,896.00
2016	68	69	69	72	278	4	69.50	T20	88,642.86
2017	70	70	72	73	285	4	71.25	T22	90,480.00
2018	74	66	70	68	278	4	69.50	T13	139,018.00
2019	70	79			149	2	74.50	CUT	0.00
2020	72	74	73	78	297	4	74.25	T54	21,762.00
Totals					4942	69	71.62		\$1,199,950.19

MILLER, ALLEN

Year	1st	2nd	3rd	4th	Total	Rounds Played	Avg Score	Finish	Money
1976	73	76	78	79	306	4	76.50	T55	430.00
Totals					306	4	76.50		\$430.00

MILLER, ANDY

Year	1st	2nd	3rd	4th	Total	Rounds Played	Avg Score	Finish	Money
2003	74	74			148	2	74.00	CUT	0.00
Totals					148	2	74.00		\$0.00

MILLER, JOHNNY

Year	1st	2nd	3rd	4th	Total	Rounds Played	Avg Score	Finish	Money
1976	72	74	79	71	296	4	74.00	T18	2,400.00
1977	74	72	77	76	299	4	74.75	T48	890.00
1982	70	72	71	75	288	4	72.00	T22	3,404.00
1983	71	73	76	73	293	4	73.25	T41	2,108.33
1984	73	73	75	73	294	4	73.50	T36	2,753.43
1985	76	74	73	74	297	4	74.25	T45	2,014.00
1986	70	69	69	68	276	4	69.00	T3	32,225.00
1987	73	70	71	71	285	4	71.25	T35	4,863.75
1988	74	74	78	75	301	4	75.25	T70	2,500.00
1989	73	72	77	69	291	4	72.75	T30	7,367.50
Totals					2920	40	73.00		\$60,526.01

MILLER, LINDY

Year	1st	2nd	3rd	4th	Total	Rounds Played	Avg Score	Finish	Money
1979	75	78	79	78	310	4	77.50	T68	1,005.00
Totals					310	4	77.50		\$1,005.00

MILLER, ZACK

Year	1st	2nd	3rd	4th	Total	Rounds Played	Avg Score	Finish	Money
2011	72	73	70	70	285	4	71.25	T30	36,845.71
Totals					285	4	71.25		\$36,845.71

MILLS, JON

Year	1st	2nd	3rd	4th	Total	Rounds Played	Avg Score	Finish	Money
2008	73	76	74	68	291	4	72.75	T26	45,300.00
Totals					291	4	72.75		\$45,300.00

MITCHELL, BOBBY

Year	1st	2nd	3rd	4th	Total	Rounds Played	Avg Score	Finish	Money
1976	77	79	79	80	315	4	78.75	G9	310.00
Totals					315	4	78.75		\$310.00

MITCHELL, JEFF

Year	1st	2nd	3rd	4th	Total	Rounds Played	Avg Score	Finish	Money
1978	73	76	75	75	299	4	74.75	T46	910.00
1980	76	75			151	2	75.50	CUT	0.00
1981	71	76	71	78	296	4	74.00	T35	2,250.00
1982	79	74			153	2	76.50	CUT	0.00
Totals					899	12	74.92		\$3,160.00

Player Records

MITCHELL, KEITH

Year	1st	2nd	3rd	4th	Total	Rounds Played	Avg Score	Finish	Money
2018	82	77			159	2	79.50	CUT	0.00
2019	73	69	70	76	288	4	72.00	T48	23,478.00
2020	74	71	73	73	291	4	72.75	T22	78,120.00
2022	70	69	76	71	286	4	71.50	T18	142,800.00
2023	71	74	69	79	293	4	73.25	T48	52,600.00
Totals					1317	18	73.17		\$296,998.00

MIYASE, HIROFUMI

Year	1st	2nd	3rd	4th	Total	Rounds Played	Avg Score	Finish	Money
2004	73	75	77	78	303	4	75.75		9,975.00
Totals					303	4	75.75		\$9,975.00

MIYAZATO, YUSAKU

Year	1st	2nd	3rd	4th	Total	Rounds Played	Avg Score	Finish	Money
2018	73	71	70	76	290	4	72.50	T70	17,622.00
Totals					290	4	72.50		\$17,622.00

MIZE, LARRY

Year	1st	2nd	3rd	4th	Total	Rounds Played	Avg Score	Finish	Money
1983	77	75			152	2	76.00	CUT	0.00
1984	72	73	71	70	286	4	71.50	T8	15,000.00
1985	79	76			155	2	77.50	CUT	0.00
1986	69	68	73	74	284	4	71.00	T26	4,666.67
1987	68	72	69	70	279	4	69.75	T14	14,950.00
1988	71	74	70	73	288	4	72.00	T22	8,978.33
1989	72	74	73	69	288	4	72.00	T16	15,056.00
1990	81	70	71		222	3	74.00	T16	14,500.00
1991	72	69	73	67	281	4	70.25	T8	30,000.00
1992	73	66	69	68	276	4	69.00	T7	37,830.00
1993	72	74			146	2	73.00	CUT	0.00
1994	74	67	71	72	284	4	71.00	T19	18,180.00
1995	72	72	73	69	286	4	71.50	T53	3,898.67
1996	68	70	75	70	283	4	70.75	T14	31,500.00
1997	78	71			149	2	74.50	CUT	0.00
1998	72	70	66	75	283	4	70.75	T28	15,620.00
1999	71	68	76	69	284	4	71.00	T19	30,906.00
2000	74	71	67	73	285	4	71.25	T25	22,669.00
2008	77	88			165	2	82.50	CUT	0.00
Totals					4676	65	71.94		\$263,754.67

MIZUMAKI, YOSHINORI

Year	1st	2nd	3rd	4th	Total	Rounds Played	Avg Score	Finish	Money
1994	72	73	69	70	284	4	71.00	T19	18,180.00
Totals					284	4	71.00		\$18,180.00

MOLDER, BRYCE

Year	1st	2nd	3rd	4th	Total	Rounds Played	Avg Score	Finish	Money
2002	77	74			151	2	75.50	CUT	0.00
2010	74	71	71	68	284	4	71.00	T23	53,400.00
2011	68	73	76	68	285	4	71.25	T30	36,845.72
2012	75	83			158	2	79.00	CUT	0.00
2013	72	79			151	2	75.50	CUT	0.00
2014	74	71			145	2	72.50	CUT	0.00
Totals					1174	16	73.38		\$90,245.72

MOLINA, FLORENTINO

Year	1st	2nd	3rd	4th	Total	Rounds Played	Avg Score	Finish	Money
1978	74	76			150	2	75.00	CUT	0.00
Totals					150	2	75.00		\$0.00

MOLINARI, EDOARDO

Year	1st	2nd	3rd	4th	Total	Rounds Played	Avg Score	Finish	Money
2006	77	77			154	2	77.00	CUT	(A)
2011	72	69	76	75	292	4	73.00	T63	12,896.00
Totals					446	6	74.33		\$12,896.00

MOLINARI, FRANCESCO

Year	1st	2nd	3rd	4th	Total	Rounds Played	Avg Score	Finish	Money
2015	68	67	69	71	275	4	68.75	T3	359,600.00
2016	71	76			147	2	73.50	CUT	0.00
2022	71	68	70	78	287	4	71.75	T26	89,400.00
2023	81	74			155	2	77.50	CUT	0.00
Totals					864	12	72.00		\$449,000.00

MONTGOMERY, TAYLOR

Year	1st	2nd	3rd	4th	Total	Rounds Played	Avg Score	Finish	Money
2023	71	73	76	72	292	4	73.00	T41	71,000.00
Totals					292	4	73.00		\$71,000.00

MOODY, ORVILLE

Year	1st	2nd	3rd	4th	Total	Rounds Played	Avg Score	Finish	Money
1977	76	76	74	74	300	4	75.00	T55	840.00
1978	75	76			151	2	75.50	CUT	0.00
1979	75	79	76	72	302	4	75.50	T39	1,390.00
Totals					753	10	75.30		\$2,230.00

MOORE, OSSIE

Year	1st	2nd	3rd	4th	Total	Rounds Played	Avg Score	Finish	Money
1986	78	72			150	2	75.00	CUT	0.00
1987	72	73	76	76	297	4	74.25	T74	2,500.00
Totals					447	6	74.50		\$2,500.00

MOORE, RYAN

Year	1st	2nd	3rd	4th	Total	Rounds Played	Avg Score	Finish	Money
2006	71	71	74	73	289	4	72.25	T31	35,650.00
2007	66	69	71	66	272	4	68.00	2	648,000.00
2008	73	71	75	69	288	4	72.00	T10	120,666.67
2009	75	80			155	2	77.50	CUT	0.00
2010	70	69	70	68	277	4	69.25	T5	219,000.00
2011	69	70	75	70	284	4	71.00	T22	54,405.00
2012	70	73	71	78	292	4	73.00	T38	24,800.00
2013	70	72	73	70	285	4	71.25	T13	119,866.67
2014	68	70	72	73	283	4	70.75	T19	65,237.78
2015	67	67	75	72	281	4	70.25	T18	78,120.00
2016	70	67	70	76	283	4	70.75	T48	21,930.00
2017	76	75			151	2	75.50	CUT	0.00
2018	71	69	68	70	278	4	69.50	T13	139,018.00
2019	65	75	75	70	285	4	71.25	T33	50,277.50
2020	70	75	75	74	294	4	73.50	T40	37,665.00
2022	74	72	78	79	303	4	75.75	70	24,600.00
Totals					4300	60	71.67		\$1,639,236.62

MOORE, TAYLOR

Year	1st	2nd	3rd	4th	Total	Rounds Played	Avg Score	Finish	Money
2022	75	77			152	2	76.00	CUT	0.00
2024	75	81			156	2	78.00	CUT	0.00
Totals					308	4	77.00		\$0.00

MORGAN, GIL

Year	1st	2nd	3rd	4th	Total	Rounds Played	Avg Score	Finish	Money
1976	76	71	74	79	300	4	75.00	T32	1,183.33
1977	76	75	68	80	299	4	74.75	T48	890.00
1978	74	67	76	74	291	4	72.75	9	6,750.00
1979	80	76	75	72	303	4	75.75	T42	1,270.00
1980	71	72	68	78	289	4	72.25	T26	2,380.00
1981	72	72	78	77	299	4	74.75	T54	1,710.00
1982	72	70	67	74	283	4	70.75	T2	23,100.00
1983	72	75	75	75	297	4	74.25	T58	1,706.50
1984	67	73	74	71	285	4	71.25	T6	17,375.00
1985	70	72	75	71	288	4	72.00	T8	16,665.00
1986	70	74	70	71	285	4	71.25	T29	3,628.00
1988	76	73	73	72	294	4	73.50	T53	2,784.00
1989	78	74			152	2	76.00	CUT	0.00
1990	79	72	69		220	3	73.33	T9	26,000.00
1991	73	73	73	72	291	4	72.75	T54	2,748.00
1992	72	70	69	75	286	4	71.50	T60	2,808.00
1993	72	73	75	75	295	4	73.75	T66	2,884.00
1995	70	70	73	69	282	4	70.50	T34	8,967.50
1996	74	75			149	2	74.50	CUT	0.00
Totals					5188	71	73.07		\$122,849.33

MORGAN, JEDIAH

Year	1st	2nd	3rd	4th	Total	Rounds Played	Avg Score	Finish	Money
2022	76	81			157	2	78.50	CUT	0.00
Totals					157	2	78.50		\$0.00

MORIKAWA, COLLIN

Year	1st	2nd	3rd	4th	Total	Rounds Played	Avg Score	Finish	Money
2020	76	70	73	77	296	4	74.00	T48	23,839.00
2021	66	72	66	71	275	4	68.75	P2	1,013,700.00
2022	71	77			148	2	74.00	CUT	0.00
2023	71	73	68		212	3	70.67	WD	0.00
2024	68	74	68	71	281	4	70.25	2	2,200,000.00
Totals					1212	17	71.29		\$3,237,539.00

MORLEY, MIKE

Year	1st	2nd	3rd	4th	Total	Rounds Played	Avg Score	Finish	Money
1976	76	78	76	76	306	4	76.50	T55	430.00
1977	74	72	83	74	303	4	75.75	T66	766.50
1978	70	74	76	76	296	4	74.00	T30	1,517.83
1979	78	79	80	75	312	4	78.00	T72	1,000.00
Totals					1217	16	76.06		\$3,714.33

Player Records

MOSELEY, JARROD

Year	1st	2nd	3rd	4th	Total	Rounds Played	Avg Score	Finish	Money
1999	73	74	73	73	293	4	73.25	T59	5,533.83
Totals					293	4	73.25		\$5,533.83

MORSE, JOHN

Year	1st	2nd	3rd	4th	Total	Rounds Played	Avg Score	Finish	Money
1991	76	77			153	2	76.50	CUT	0.00
1994	78	72			150	2	75.00	CUT	0.00
1996	75	69	74	76	294	4	73.50	T69	3,618.00
1997	74	74			148	2	74.00	CUT	0.00
Totals					745	10	74.50		\$3,618.00

MUDD, JODIE

Year	1st	2nd	3rd	4th	Total	Rounds Played	Avg Score	Finish	Money
1982	73	79			152	2	76.00	CUT	0.00
1986	72	73			145	2	72.50	WD	0.00
1987	69	74	73	71	287	4	71.75	T46	3,021.42
1988	85				85	1	85.00	WD	0.00
1989	79	75			154	2	77.00	CUT	0.00
1991	72	77			149	2	74.50	CUT	0.00
1992	79				79	1	79.00	WD	0.00
Totals					1051	14	75.07		\$3,021.42

MULLINAX, TREY

Year	1st	2nd	3rd	4th	Total	Rounds Played	Avg Score	Finish	Money
2018	77	76			153	2	76.50	CUT	0.00
2023	74	74			148	2	74.00	CUT	0.00
Totals					301	4	75.25		\$0.00

MULROY, GARTH

Year	1st	2nd	3rd	4th	Total	Rounds Played	Avg Score	Finish	Money
2012	77	76			153	2	76.50	CUT	0.00
Totals					153	2	76.50		\$0.00

MUNOZ, SEBASTIAN

Year	1st	2nd	3rd	4th	Total	Rounds Played	Avg Score	Finish	Money
2020	75	70	72	79	296	4	74.00	T48	23,839.00
2021	76	75			151	2	75.50	CUT	0.00
Totals					447	6	74.50		\$23,839.00

MUNTZ, ROLF

Year	1st	2nd	3rd	4th	Total	Rounds Played	Avg Score	Finish	Money (A)
1991	84	77			161	2	80.50	CUT	0.00
Totals					161	2	80.50		\$0.00

MURAKAMI, TAKASHI

Year	1st	2nd	3rd	4th	Total	Rounds Played	Avg Score	Finish	Money
1976	76	75	76	72	299	4	74.75	T26	1,450.00
1978	78	77			155	2	77.50	CUT	0.00
Totals					454	6	75.67		\$1,450.00

MURPHY, BOB

Year	1st	2nd	3rd	4th	Total	Rounds Played	Avg Score	Finish	Money
1976	76	76	70	77	299	4	74.75	T26	1,450.00
1977	72	72	73	72	289	4	72.25	T7	6,375.00
1979	76	77	74	78	305	4	76.25	T54	1,080.00
1980	70	71	75	69	285	4	71.25	T8	7,800.00
1981	74	69	71	76	290	4	72.50	T14	6,475.00
1982	73	76	74	73	296	4	74.00	T62	1,565.00
1983	78	71	69	68	286	4	71.50	T9	10,000.00
1984	67	73	76	71	287	4	71.75	T10	12,500.00
1985	70	72	76	72	290	4	72.50	T15	9,833.33
1986	72	73	71	69	285	4	71.25	T29	3,628.00
1987	74	72	73	76	295	4	73.75	T69	2,505.00
1988	75	75			150	2	75.00	CUT	0.00
Totals					3357	46	72.98		\$63,211.33

MURRAY, GRAYSON

Year	1st	2nd	3rd	4th	Total	Rounds Played	Avg Score	Finish	Money
2017	72	71	71	74	288	4	72.00	T35	42,891.00
2018	67	72	74	81	294	4	73.50	T73	17,266.00
Totals					582	8	72.75		\$60,157.00

NA, KEVIN

Year	1st	2nd	3rd	4th	Total	Rounds Played	Avg Score	Finish	Money
2005	73	69	74	72	288	4	72.00	T45	15,415.72
2008	75	72	73	82	302	4	75.50	T66	12,480.00
2009	71	72	73	73	289	4	72.25	T34	33,150.00
2012	76	75			151	2	75.50	CUT	0.00
2014	72	69	70	64	275	4	68.75	P2	669,600.00
2015	71	71	66	71	279	4	69.75	T13	116,250.00
2016	71	71	74	77	293	4	73.25	T74	16,235.00
2018	78	73			151	2	75.50	CUT	0.00
2020	74	69	71	73	287	4	71.75	9	272,025.00
Totals					2315	32	72.34		\$1,135,155.72

NAKAJIMA, TOMMY

Year	1st	2nd	3rd	4th	Total	Rounds Played	Avg Score	Finish	Money
1983	74	71	70	76	291	4	72.75	T33	2,610.00
1985	74	74	73	78	299	4	74.75	T54	1,637.75
1988	74	77			151	2	75.50	CUT	0.00
1992	73	68	76	68	285	4	71.25	T54	2,951.00
1993	70	73	74	72	289	4	72.25	T50	3,328.00
Totals					1315	18	73.06		\$10,526.75

NEIL, BRADLEY

Year	1st	2nd	3rd	4th	Total	Rounds Played	Avg Score	Finish	Money (A)
2015	75	83			158	2	79.00	CUT	0.00
Totals					158	2	79.00		\$0.00

NELFORD, JIM

Year	1st	2nd	3rd	4th	Total	Rounds Played	Avg Score	Finish	Money
1978	74	76			150	2	75.00	CUT	0.00
1979	73	78	75	72	298	4	74.50	T22	2,880.00
1980	72	71	69	78	290	4	72.50	T29	1,964.17
1983	69	72	73	72	286	4	71.50	T9	10,000.00
1984	72	78	75	71	296	4	74.00	T46	1,886.00
1985	74	74	76	71	295	4	73.75	T38	2,890.00
1988	83	78			161	2	80.50	CUT	0.00
Totals					1776	24	74.00		\$19,620.17

NELSON, LARRY

Year	1st	2nd	3rd	4th	Total	Rounds Played	Avg Score	Finish	Money
1976	73	75	77	72	297	4	74.25	T23	1,880.00
1977	75	78	76	75	304	4	76.00	T68	756.50
1978	77	71	71	75	294	4	73.50	T20	2,650.00
1979	77	79	74	74	304	4	76.00	T47	1,151.43
1981	71	75	73	79	298	4	74.50	T46	1,830.00
1982								WD	0.00
1983	74	77			151	2	75.50	CUT	0.00
1984	68	73	75	70	286	4	71.50	T8	15,000.00
1985	76	74	70	83	303	4	75.75	T68	1,515.00
1986	71	76			147	2	73.50	CUT	0.00
1987	69	69	70	69	277	4	69.25	T6	26,038.33
1988	73	69	72	74	288	4	72.00	T22	8,978.33
1989	72	72	72	69	285	4	71.25	T8	26,610.00
1990	82				82	1	82.00	WD	0.00
1991	72	71	76	72	291	4	72.75	T54	2,748.00
1992	71	73	73	71	288	4	72.00	T68	2,626.00
1993	71	74	72	74	291	4	72.75	T60	3,066.00
1994	72	74	69	72	287	4	71.75	T30	9,315.00
1995	74	77			151	2	75.50	CUT	0.00
1996	72	70	75	71	288	4	72.00	T39	7,560.00
Totals					4912	67	73.31		\$111,724.59

NESMITH, MATTHEW

Year	1st	2nd	3rd	4th	Total	Rounds Played	Avg Score	Finish	Money
2020	74	79			153	2	76.50	CUT	0.00
2021	74	74			148	2	74.00	CUT	0.00
2022	69	72	70	79	290	4	72.50	T37	51,000.00
2023	73	76			149	2	74.50	CUT	0.00
Totals					740	10	74.00		\$51,000.00

NEWQUIST, DAVE

Year	1st	2nd	3rd	4th	Total	Rounds Played	Avg Score	Finish	Money
1976	82	77			159	2	79.50	CUT	0.00
Totals					159	2	79.50		\$0.00

NEWTON, JACK

Year	1st	2nd	3rd	4th	Total	Rounds Played	Avg Score	Finish	Money
1979	77	85			162	2	81.00	CUT	0.00
1980	75	75	73	69	292	4	73.00	T45	1,720.00
1981	73	74	77	77	301	4	75.25	T60	1,610.00
Totals					755	10	75.50		\$3,330.00

Player Records

NICHOLS, BOBBY

Year	1st	2nd	3rd	4th	Total	Rounds Played	Avg Score	Finish	Money
1976	76	76	78	75	305	4	76.25	T52	470.00
1977	80	78			158	2	79.00	CUT	0.00
1978	75	76			151	2	75.50	CUT	0.00
Totals					614	8	76.75		\$470.00

NICKLAUS, GARY

Year	1st	2nd	3rd	4th	Total	Rounds Played	Avg Score	Finish	Money
2000	72	68	74	71	285	4	71.25	T25	22,669.00
2001	72	72	70	70	284	4	71.00	T15	65,600.00
2002	78	73			151	2	75.50	CUT	0.00
2003	69	75	77	74	295	4	73.75	T49	12,800.00
Totals					1015	14	72.50		\$101,069.00

NICKLAUS, JACK

Year	1st	2nd	3rd	4th	Total	Rounds Played	Avg Score	Finish	Money
1976	71	75	73	73	292	4	73.00	T8	5,650.00
1977	72	68	70	71	281	4	70.25	1	45,000.00
1978	67	76	71	74	288	4	72.00	T4	10,333.33
1979	73	73	74	79	299	4	74.75	T27	2,220.00
1980	71	73	71	73	288	4	72.00	T20	3,250.00
1981	72	71	74	72	289	4	72.25	T12	7,700.00
1982	74	68	72	72	286	4	71.50	T11	7,420.00
1983	76	72	70	73	291	4	72.75	T33	2,610.00
1984	69	70	71	70	280	4	70.00	P1	90,000.00
1985	71	76	74	78	299	4	74.75	T54	1,637.75
1986	66	70	72	69	277	4	69.25	T5	21,110.00
1987	73	73	72	75	293	4	73.25	T66	2,552.50
1988	74	76			150	2	75.00	CUT	0.00
1989	72	78	77	75	302	4	75.50	67	3,550.00
1990	78	73	73		224	3	74.67	T26	7,550.00
1991	71	68	69	74	282	4	70.50	T15	20,400.00
1992	74	69	70	71	284	4	71.00	T48	3,267.33
1993	70	75	81	72	298	4	74.50	T2	2,744.00
1994	75	77			152	2	76.00	CUT	0.00
1995	78	75			153	2	76.50	CUT	0.00
1996	77	75			152	2	76.00	CUT	0.00
1997	69	70	69		208	3	69.33	T8	57,000.00
1998	74	77			151	2	75.50	CUT	0.00
1999	74	74	76	73	297	4	74.25	T70	5,074.50
2000	75	73	72	73	293	4	73.25	T64	6,572.00
2001	75	73			148	2	74.00	CUT	0.00
2002	71	74	71	79	295	4	73.75	71	8,910.00
2003	76	72			148	2	74.00	CUT	0.00
2004	74	73	77	71	295	4	73.75	T63	11,130.00
2005	75	77			152	2	76.00	CUT	0.00
Totals					7447	102	73.01		\$325,681.41

NICOLETTE, MIKE

Year	1st	2nd	3rd	4th	Total	Rounds Played	Avg Score	Finish	Money
1983	72	75	69	73	289	4	72.25	T25	3,540.00
1984	69	75	76	70	290	4	72.50	T22	5,140.67
1985	79	80			159	2	79.50	CUT	0.00
Totals					738	10	73.80		\$8,680.67

NIEMANN, JOAQUIN

Year	1st	2nd	3rd	4th	Total	Rounds Played	Avg Score	Finish	Money
2018	65	68	70	73	276	4	69.00	T6	309,275.00
2019	72	71	68	73	284	4	71.00	T27	63,245.00
2020	73	75			148	2	74.00	CUT	0.00
2021	74	75			149	2	74.50	CUT	0.00
2022	71	69	70	71	281	4	70.25	T3	708,000.00
Totals					1138	16	71.13		\$1,080,520.00

NITTIES, JAMES

Year	1st	2nd	3rd	4th	Total	Rounds Played	Avg Score	Finish	Money
2009	73	78			151	2	75.50	CUT	0.00
2010	74	78			152	2	76.00	CUT	0.00
Totals					303	4	75.75		\$0.00

NOBILO, FRANK

Year	1st	2nd	3rd	4th	Total	Rounds Played	Avg Score	Finish	Money
1997	71	67	68		206	3	68.67	7	63,650.00
1998	71	72	69	69	281	4	70.25	T16	30,863.00
1999	67	75	73	71	286	4	71.50	T31	15,459.25
2000	74	71	73	71	289	4	72.25	T45	8,866.00
2001	73	72	77	72	294	4	73.50	T56	9,225.00
Totals					1356	19	71.37		\$128,063.25

NOH, SEUNG-YUL

Year	1st	2nd	3rd	4th	Total	Rounds Played	Avg Score	Finish	Money
2010	75	72			147	2	73.50	CUT	0.00
2011	76	72			148	2	74.00	CUT	0.00
2012	72	73	75	75	295	4	73.75	T52	14,539.00
2013	78				78	1	78.00	DQ	0.00
2014	73	74			147	2	73.50	CUT	0.00
2015	70	78			148	2	74.00	CUT	0.00
Totals					963	13	74.08		\$14,539.00

NOREN, ALEX

Year	1st	2nd	3rd	4th	Total	Rounds Played	Avg Score	Finish	Money
2019	73	70	69	75	287	4	71.75	T41	31,850.00
2020	73	77			150	2	75.00	CUT	0.00
2021	73	69	75	68	285	4	71.25	T13	182,125.00
2022	75	73			148	2	74.00	CUT	0.00
2023	72	74	71	77	294	4	73.50	T52	48,600.00
2024	70	74	75	73	292	4	73.00	T22	200,200.00
Totals					1456	20	72.80		\$462,775.00

NORLANDER, HENRIK

Year	1st	2nd	3rd	4th	Total	Rounds Played	Avg Score	Finish	Money
2020	74	66	71	74	285	4	71.25	T6	325,500.00
2021	78	72			150	2	75.00	CUT	0.00
Totals					435	6	72.50		\$325,500.00

NORMAN, GREG

Year	1st	2nd	3rd	4th	Total	Rounds Played	Avg Score	Finish	Money
1977	78	78			156	2	78.00	CUT	0.00
1984	72	77	76	73	298	4	74.50	T56	1,625.00
1985	75	76			151	2	75.50	CUT	0.00
1986	73	67	71	68	279	4	69.75	T10	13,335.00
1987	70	72	69	72	283	4	70.75	T27	6,700.00
1988	71	74	67	71	283	4	70.75	T6	26,880.83
1989	75	68	73	71	287	4	71.75	T12	19,722.50
1990	73	74	69	72	286	4	72.00	1	180,000.00
1991	71	75	69	71	286	4	71.50	T27	9,060.00
1992	69	73	67	72	281	4	70.25	T26	8,847.22
1993	68	68	74	67	277	4	69.25	T4	50,750.00
1994	70	69	70	64	273	4	68.25	2	162,000.00
1995	66	70	67	66	269	4	67.25	1	306,000.00
1996	73	76			149	2	74.50	CUT	0.00
1997	71	69	64		204	3	68.00	T2	167,200.00
1999	76	71	75	74	296	4	74.00	69	5,151.00
2000	70	71	76		217	3	72.33	WD	0.00
2001	82	73			155	2	77.50	CUT	0.00
Totals					4360	61	71.48		\$957,271.55

NORRIS, TIM

Year	1st	2nd	3rd	4th	Total	Rounds Played	Avg Score	Finish	Money
1983	74	69	70	77	290	4	72.50	T28	2,992.00
1984	71	79	74	72	296	4	74.00	T46	1,886.00
1985	73	74	75	75	297	4	74.25	T45	2,014.00
Totals					883	12	73.58		\$6,892.00

NORTH, ANDY

Year	1st	2nd	3rd	4th	Total	Rounds Played	Avg Score	Finish	Money
1976	77	77	75	69	298	4	74.50	T24	1,710.00
1977	73	74	77	75	299	4	74.75	T48	890.00
1978	70	76	76	76	298	4	74.50	T40	993.34
1979	79	76	76	78	309	4	77.25	67	1,015.00
1980	76	72	74	69	291	4	72.75	T41	1,760.00
1981	72	77	78	71	298	4	74.50	T46	1,830.00
1982	79	75			154	2	77.00	CUT	0.00
1983	75	74	71	73	293	4	73.25	T41	2,108.33
1984	71	78	78	72	299	4	74.75	T60	1,590.00
1985	72	72	72	75	291	4	72.75	T18	7,390.00
1986	72	70	70	73	285	4	71.25	T29	3,628.00
1987	75	73			148	2	74.00	CUT	0.00
1988	79	85			164	2	82.00	CUT	0.00
1989	79	80			159	2	79.50	CUT	0.00
1990	75	75	76		226	3	75.33	T32	5,533.34
1991	76	84			160	2	80.00	CUT	0.00
1992	78	74			152	2	76.00	CUT	0.00
1994	76	71	72	76	295	4	73.75	T64	3,165.00
1995	77	77			154	2	77.00	CUT	0.00
Totals					4573	61	74.97		\$31,613.01

OBERHOLSER, ARRON

Year	1st	2nd	3rd	4th	Total	Rounds Played	Avg Score	Finish	Money
2004	69	74	72	77	292	4	73.00	T55	11,812.50
2005	77	75			152	2	76.00	CUT	0.0

Player Records

OGILVIE, JOE

Year	1st	2nd	3rd	4th	Total	Rounds Played	Avg Score	Finish	Money
2004	74	77			151	2	75.50	CUT	0.00
2005	67	74	77	73	291	4	72.75	T61	11,715.00
2006	76	82			158	2	79.00	CUT	0.00
2008	69	75	71	73	288	4	72.00	T10	120,666.66
2010	73	76			149	2	74.50	CUT	0.00
Totals					1037	14	74.07		\$132,381.66

OGILVY, GEOFF

Year	1st	2nd	3rd	4th	Total	Rounds Played	Avg Score	Finish	Money
2001	76	75			151	2	75.50	CUT	0.00
2002	75	70	72	73	290	4	72.50	T65	9,315.00
2003	78	72			150	2	75.00	CUT	0.00
2004	74	68	71	74	287	4	71.75	T24	39,725.00
2005	70	71	66	75	282	4	70.50	T17	79,750.00
2006	70	72	74	73	289	4	72.25	T31	35,650.00
2007	70	67	69	70	276	4	69.00	T9	168,000.00
2008	69	71	73	74	287	4	71.75	T9	174,000.00
2009	72	74	63	75	284	4	71.00	T10	150,000.00
2010	65	77	69	76	287	4	71.75	T41	21,600.00
2012	71	74	79	73	297	4	74.25	T58	13,702.00
2013	77	76			153	2	76.50	CUT	0.00
2016	68	69	70	73	280	4	70.00	T33	45,900.00
Totals					3313	46	72.02		\$737,642.00

OGLE, BRETT

Year	1st	2nd	3rd	4th	Total	Rounds Played	Avg Score	Finish	Money
1993	77	84			161	2	80.50	WD	0.00
1994	74	79			153	2	76.50	CUT	0.00
1995	70	71	66	73	280	4	70.00	T21	15,958.75
1996	73	70	71	73	287	4	71.75	T30	10,240.00
Totals					881	12	73.42		\$26,198.75

OGLETREE, ANDY

Year	1st	2nd	3rd	4th	Total	Rounds Played	Avg Score	Finish	Money (A)
2020	77	81			158	2	79.00	CUT	0.00
Totals					158	2	79.00		0.00

O'GRADY, MAC

Year	1st	2nd	3rd	4th	Total	Rounds Played	Avg Score	Finish	Money
1985	77	73	71	78	299	4	74.75	T54	1,637.75
1986	68	77	70	71	286	4	71.50	T39	2,668.00
1987	70	70	70	71	281	4	70.25	T21	9,660.00
1988	77	79			156	2	78.00	CUT	0.00
Totals					1022	14	73.00		\$13,965.75

OGRIN, DAVID

Year	1st	2nd	3rd	4th	Total	Rounds Played	Avg Score	Finish	Money
1989	73	76	72	70	291	4	72.75	T30	7,367.50
1990	81	78			159	2	79.50	CUT	0.00
1996	74	71	73	70	288	4	72.00	T39	7,560.00
1997	76	72			148	2	74.00	CUT	0.00
1998	74	70	70	79	293	4	73.25	T68	4,466.00
Totals					1179	16	73.69		\$19,393.50

O'HAIR, SEAN

Year	1st	2nd	3rd	4th	Total	Rounds Played	Avg Score	Finish	Money
2005	69	73	69	77	288	4	72.00	T45	15,415.71
2006	67	70	74	72	283	4	70.75	T12	126,500.00
2007	65	70	69	70	274	4	68.50	T5	210,750.00
2008	75	75	69	74	293	4	73.25	T39	24,000.00
2009	76				76	1	76.00	WD	0.00
2010	68	71	68	73	280	4	70.00	T12	117,600.00
2011	76	70			146	2	73.00	CUT	0.00
2014	75	74			149	2	74.50	CUT	0.00
2015	71	78			149	2	74.50	CUT	0.00
2016	77	69			146	2	73.00	CUT	\$0.00
2017	73	74	74	71	292	4	73.00	T52	20,288.40
2018	75	72			147	2	73.50	CUT	0.00
Totals					2523	35	72.09		\$514,554.11

O'HERN, NICK

Year	1st	2nd	3rd	4th	Total	Rounds Played	Avg Score	Finish	Money
2005	67	70	70	70	277	4	69.25	T6	191,125.00
2007	65	74	69	73	281	4	70.25	T23	51,900.00
2008	70	70	72	76	288	4	72.00	T10	120,666.66
2009	73	73	76	74	296	4	74.00	T63	12,660.00
2011	73	72	70	74	289	4	72.25	T51	14,284.80
2012	74	73	74	71	292	4	73.00	T38	24,800.00
Totals					1723	24	71.79		\$415,436.46

OHMACHI, AKI

Year	1st	2nd	3rd	4th	Total	Rounds Played	Avg Score	Finish	Money
1987	75	77			152	2	76.00	CUT	0.00
1988	69	73	72	78	292	4	73.00	T41	3,837.14
Totals					444	6	74.00		\$3,837.14

OKUDA, SEIKI

Year	1st	2nd	3rd	4th	Total	Rounds Played	Avg Score	Finish	Money
1994	78	75			153	2	76.50	CUT	0.00
Totals					153	2	76.50		\$0.00

OLAZABAL, JOSE MARIA

Year	1st	2nd	3rd	4th	Total	Rounds Played	Avg Score	Finish	Money
1987	72	74	74	67	287	4	71.75	T46	3,021.43
1992	75	72			147	2	73.50	CUT	0.00
2003	73	69	66	75	283	4	70.75	T10	135,000.00
2005	70	74	71	73	288	4	72.00	T45	15,415.71
2006	74	69	71	68	282	4	70.50	T11	143,750.00
2007	74	77			151	2	75.50	CUT	0.00
2009	74	74	68	74	290	4	72.50	T36	28,260.00
Totals					1728	24	72.00		\$325,447.14

OLESEN, THORBJORN

Year	1st	2nd	3rd	4th	Total	Rounds Played	Avg Score	Finish	Money
2014	71	67	74	68	280	4	70.00	T8	167,400.00
2016	72	72			144	2	72.00	CUT	\$0.00
Totals					424	6	70.67		\$167,400.00

O'MALLEY, PETER

Year	1st	2nd	3rd	4th	Total	Rounds Played	Avg Score	Finish	Money
1993	80	70			150	2	75.00	CUT	0.00
1996	73	74	70	73	290	4	72.50	T49	4,361.15
2003	72	71	76	80	299	4	74.75	T58	11,050.00
Totals					739	10	73.90		\$15,411.15

O'MEARA, MARK

Year	1st	2nd	3rd	4th	Total	Rounds Played	Avg Score	Finish	Money (A)
1980	75	72	72	76	295	4	73.75	T53	
1981	74	78	74	76	302	4	75.50	T62	1,580.00
1982	77	74			151	2	75.50	CUT	0.00
1984	77	75			152	2	76.00	CUT	0.00
1985	70	74	70	75	289	4	72.25	T10	12,856.00
1986	68	75	67	66	276	4	69.00	T3	32,225.00
1987	78	72			150	2	75.00	CUT	0.00
1988	72	70	80	72	294	4	73.50	T53	2,784.00
1989	75	68	72	69	284	4	71.00	T6	32,610.00
1990	78	77	77		232	3	77.33	T68	2,010.00
1992	74	72			146	2	73.00	CUT	0.00
1993	70	71	77	77	295	4	73.75	T66	2,884.00
1994	75	69	74	74	292	4	73.00	T54	3,435.00
1995	66	71	72	74	283	4	70.75	T38	6,630.00
1996	71	72	68	67	278	4	69.50	T3	104,400.00
1997	70	70	74		214	3	71.33	T32	10,513.34
1999	70	71	76	76	293	4	73.25	T59	5,533.83
2000	73	69	73	75	290	4	72.50	T51	7,295.00
2001	74	77			151	2	75.50	CUT	0.00
2002	76	68	71	73	288	4	72.00	T56	10,125.00
2003	76	69	72	77	294	4	73.50	T45	15,050.00
2004	71	82			153	2	76.50	CUT	0.00
2005	70	70	73	79	292	4	73.00	T67	11,055.00
2006	74	83			157	2	78.50	CUT	0.00
Totals					5851	80	73.14		\$260,986.17

OOSTERHUIS, PETER

Year	1st	2nd	3rd	4th	Total	Rounds Played	Avg Score	Finish	Money
1977	74	71	75	74	294	4	73.50	T21	1,986.25
1978	78	77			155	2	77.50	CUT	0.00
1979	73	76	74	77	300	4	75.00	T30	1,821.50
1982	71	69	72	75	287	4	71.75	T16	5,075.00
1984	71	72	72	77	292	4	73.00	T29	3,900.00
Totals					1328	18	73.78		\$12,782.75

OOSTHUIZEN, LOUIS

Year	1st	2nd	3rd	4th	Total	Rounds Played	Avg Score	Finish	Money
2012	75	80			155	2	77.50	CUT	0.00
2018	70	69	74	65	278	4	69.50	T13	139,018.00
2019	73	70	71	76	290	4	72.50	T57	20,202.00
2020	72	73	73	79	297	4	74.25	T54	21,762.00
2021	72	71	72	72	287	4	71.75	T18	110,670.00
Totals					1307	18	72.61		\$291,652.00

Player Records

ORTIZ, ALVARO

Year	1st	2nd	3rd	4th	Total	Rounds Played	Avg Score	Finish	Money
2019	74	75			149	2	74.50	CUT	0.00
Totals					149	2	74.50		\$0.00

ORTIZ, CARLOS

Year	1st	2nd	3rd	4th	Total	Rounds Played	Avg Score	Finish	Money
2014	75	68	76	72	291	4	72.75	T65	12,834.00
2015	74	70			144	2	72.00	CUT	0.00
2016	74	73			147	2	73.50	CUT	0.00
2019	75	73			148	2	74.00	CUT	0.00
2020	74	72	70	80	296	4	74.00	T48	23,839.00
2021	71	68	72	75	286	4	71.50	T16	155,775.00
2022	71	72	75	78	296	4	74.00	T64	25,800.00
Totals					1608	22	73.09		\$218,248.00

OVERTON, JEFF

Year	1st	2nd	3rd	4th	Total	Rounds Played	Avg Score	Finish	Money
2008	73	78			151	2	75.50	CUT	0.00
2009	76	69	71	74	290	4	72.50	T36	28,260.00
2010	69	70	68	73	280	4	70.00	T12	117,600.00
2011	75	72			147	2	73.50	CUT	0.00
2012	72	72	78	70	292	4	73.00	T38	24,800.00
2013	76	78			154	2	77.00	CUY	0.00
2015	71	71	67	74	283	4	70.75	T26	45,880.00
Totals					1597	22	72.59		\$216,540.00

OWEN, GREG

Year	1st	2nd	3rd	4th	Total	Rounds Played	Avg Score	Finish	Money
2005	76	68	67	71	282	4	70.50	T17	79,750.00
2006	70	75	70	77	292	4	73.00	T42	20,700.00
2007	74	78			152	2	76.00	CUT	0.00
2009	74	78			152	2	76.00	CUT	0.00
2012	72	71	76	67	286	4	71.50	T9	167,400.00
Totals					1164	16	72.75		\$267,850.00

OZAKI, NAOMICHI "JOE"

Year	1st	2nd	3rd	4th	Total	Rounds Played	Avg Score	Finish	Money
1992	73	69	68	69	279	4	69.75	T19	16,315.00
1993	67	73	76	73	289	4	72.25	T50	3,328.00
1994	72	76	75	75	298	4	74.50	T0	3,030.00
1995	72	75			147	2	73.50	CUT	0.00
1996	70	71	71	73	285	4	71.25	T21	18,720.00
1998	75	70	72	72	289	4	72.25	T58	4,884.00
1999	70	70	71	73	284	4	71.00	T19	30,906.00
2000	72	71	74	73	290	4	72.50	T51	7,295.00
2001	69	69	74	74	286	4	71.50	T24	33,210.00
Totals					2447	34	71.97		\$117,688.00

OZAKI, MASASHI "JUMBO"

Year	1st	2nd	3rd	4th	Total	Rounds Played	Avg Score	Finish	Money
1993	67	70	73	67	277	4	69.25	T4	50,750.00
Totals					277	4	69.25		\$50,750.00

PAK, JOHN

Year	1st	2nd	3rd	4th	Total	Rounds Played	Avg Score	Finish	Money
2022	77	76			153	2	76.50	CUT	0.00
Totals					153	2	76.50		\$0.00

PALMER, ARNOLD

Year	1st	2nd	3rd	4th	Total	Rounds Played	Avg Score	Finish	Money
1977	79	74	70	73	296	4	74.00	T35	1,111.00
1978	77	71	75	76	299	4	74.75	T46	910.00
1979	75	81	74	73	303	4	75.75	T42	1,270.00
1980	77	75			152	2	76.00	CUT	0.00
1982	72	72	73	78	295	4	73.75	T58	1,612.50
1983	73	81			154	2	77.00	CUT	0.00
1984	75	79			154	2	77.00	CUT	0.00
1993	77	81			158	2	79.00	CUT	0.00
Totals					1811	24	75.46		\$4,903.50

PALMER, RYAN

Year	1st	2nd	3rd	4th	Total	Rounds Played	Avg Score	Finish	Money
2005	69	72	74	72	287	4	71.75	T39	22,000.00
2006	77	74			151	2	75.50	CUT	0.00
2007	70	74	72	70	286	4	71.50	T45	17,160.00
2009	80	76			156	2	78.00	CUT	0.00
2011	74	74			148	2	74.00	CUT	0.00
2020	67	68	73	74	282	4	70.50	2	1,013,700.00
2022	81	79			160	2	80.00	CUT	0.00
Totals					1470	20	73.50		\$1,052,860.00

PAMPLING, ROD

Year	1st	2nd	3rd	4th	Total	Rounds Played	Avg Score	Finish	Money
2002	75	69	72	71	287	4	71.75	T49	10,902.86
2003	74	73			147	2	73.50	CUT	0.00
2004	79	71			150	2	75.00	CUT	0.00
2005	70	72	73	78	293	4	73.25	T73	10,615.00
2006	72	73	66	75	286	4	71.50	T18	63,077.50
2007	65	68	68	72	273	4	68.25	T3	348,000.00
2008	67	74	77	72	290	4	72.50	T20	65,000.00
2009	69	71	74	74	288	4	72.00	T27	40,800.00
2010	76	70			146	2	73.00	CUT	0.00
2011	72	66	72	79	289	4	72.25	T51	14,284.80
2012	72	74	73	74	293	4	73.25	T46	17,577.00
2016	72	70	73	71	286	4	71.50	T61	18,360.00
2017	72	73	78	70	293	4	73.25	T57	19,227.00
2018	73	70	75	MDF	218	3	72.67	T9	16,198.00
Totals					3539	49	72.22		\$624,042.16

PAN, CHENG-TSUNG "C.T."

Year	1st	2nd	3rd	4th	Total	Rounds Played	Avg Score	Finish	Money
2017	76	68	70	75	289	4	72.25	T40	33,930.00
2020	72	74	75	74	295	4	73.75	T44	30,225.00
2021	74	70	74	77	295	4	73.75	T57	21,111.00
2022	76	68	76	74	294	4	73.50	T53	27,994.29
Totals					1173	16	73.31		\$113,260.29

PAPPAS, BRENDEN

Year	1st	2nd	3rd	4th	Total	Rounds Played	Avg Score	Finish	Money
2003	68	76			144	2	72.00	WD	0.00
2004	73	74	72	73	292	4	73.00	T55	11,812.50
Totals					436	6	72.67		\$11,812.50

PARK, JIN

Year	1st	2nd	3rd	4th	Total	Rounds Played	Avg Score	Finish	Money
2008	75	75	76	75	301	4	75.25	T64	12,660.00
Totals					301	4	75.25		\$12,660.00

PARNEVIK, JESPER

Year	1st	2nd	3rd	4th	Total	Rounds Played	Avg Score	Finish	Money
1994	70	75	72	72	289	4	72.25	T38	6,150.00
1995	73	70	73	74	290	4	72.50	T66	3,451.00
1996	74	70	67	73	284	4	71.00	T18	25,200.00
1997	66	73	73	73	212	3	70.67	T21	19,760.00
1998	73	71	66	70	280	4	70.00	T11	46,640.00
1999	72	71	71	74	288	4	72.00	T43	8,415.00
2001	68	75	73	71	287	4	71.75	T30	24,365.72
2002	77				77	1	77.00	WD	0.00
2003	70	71	73	72	286	4	71.50	T13	91,000.00
2004	75	71	74	70	290	4	72.50	T46	14,553.00
2005	71	74	68	74	287	4	71.75	T39	22,000.00
2006	76	73			149	2	74.50	CUT	0.00
2007	75	72			147	2	73.50	CUT	0.00
2009	81	69			150	2	75.00	CUT	0.00
Totals					3316	46	72.09		\$261,534.72

PARRY, CRAIG

Year	1st	2nd	3rd	4th	Total	Rounds Played	Avg Score	Finish	Money
1992	75	71			146	2	73.00	CUT	0.00
1993	70	77			147	2	73.50	CUT	0.00
1994	77	78			155	2	77.50	CUT	0.00
1995	69	71	69	71	280	4	70.00	T21	15,958.75
1997	73	70	76		219	3	73.00	T60	4,104.00
2002	76	71			147	2	73.50	CUT	0.00
2003	75	72			147	2	73.50	CUT	0.00
2004	71	72	79	75	297	4	74.25	T66	10,815.00
2005	69	74	77	67	287	4	71.75	T39	22,000.00
2006	69	72	73	70	284	4	71.00	T14	100,625.00
Totals					2109	29	72.72		\$153,502.75

PATE, JERRY

Year	1st	2nd	3rd	4th	Total	Rounds		Finish	Money
						Played	Avg Score		
1976	74	73	70	73	290	4	72.50	T4	8,800.00
1978	76	73	74	69	292	4	73.00	T10	5,300.00
1979	73	85			158	2	79.00	CUT	0.00
1980	70	71	77	70	288	4	72.00	T20	3,250.00
1981	72	71	72	76	291	4	72.75	T16	5,775.00
1982	74	73	68	75	290	4	72.50	T34	2,275.00
1989	77	74			151	2	75.50	CUT	0.00
1990	80	76	74		230	3	76.67	T59	2,180.00
1991	78	73			151	2	75.50	CUT	0.00
2003	76	74			150	2	75.00	CUT	0.00
Totals					2291	31	73.90		\$27,580.00

Player Records

PATE, STEVE

Year	1st	2nd	3rd	4th	Total	Rounds Played	Avg Score	Finish	Money
1986	81	78			159	2	79.50	CUT	0.00
1987	74	66	70	79	289	4	72.25	T54	2,710.00
1988	70	74	71	73	288	4	72.00	T22	8,978.33
1989	77	78			155	2	77.50	CUT	0.00
1990	75	75	70		220	3	73.33	T9	26,000.00
1991	69	75	72	68	284	4	71.00	T21	13,920.00
1992	73	70	76	64	283	4	70.75	T42	4,420.00
1993	70	72	74	70	286	4	71.50	T34	7,070.00
1994	76	75			151	2	75.50	CUT	0.00
1995	73	74			147	2	73.50	CUT	0.00
1998	66	74	73	79	292	4	73.00	T67	4,532.00
1999	74	75			149	2	74.50	CUT	0.00
2001	73	77			150	2	75.00	CUT	0.00
Totals					2853	39	73.15		\$67,630.33

PATTON, CHRIS

Year	1st	2nd	3rd	4th	Total	Rounds Played	Avg Score	Finish	Money (A)
1990	84	81			165	2	82.50	CUT	
Totals					165	2	82.50		\$0.00

PAULSON, CARL

Year	1st	2nd	3rd	4th	Total	Rounds Played	Avg Score	Finish	Money
2001	71	73	76	73	293	4	73.25	T43	9,539.33
2002	75	69	74	71	289	4	72.25	T60	9,720.00
Totals					582	8	72.75		\$19,259.33

PAULSON, DENNIS

Year	1st	2nd	3rd	4th	Total	Rounds Played	Avg Score	Finish	Money
1999	68	71	69	72	280	4	70.00	6	91,800.00
2000	79	69	73	72	293	4	73.25	T64	6,572.00
2001	68	74	70	77	289	4	72.25	T40	16,810.00
2002	74	72	70	71	287	4	71.75	T49	10,902.86
Totals					1149	16	71.81		\$126,084.86

PAVIN, COREY

Year	1st	2nd	3rd	4th	Total	Rounds Played	Avg Score	Finish	Money
1984	72	72	75	78	297	4	74.25	T51	1,684.00
1985	72	74	70	70	286	4	71.50	T4	22,963.33
1987	79	73			152	2	76.00	CUT	0.00
1988	76	76			152	2	76.00	CUT	0.00
1989	71	74	73	70	288	4	72.00	T16	15,056.00
1990	73	76	75		224	3	74.67	T26	7,550.00
1991	66	71	67	71	275	4	68.75	3	81,600.00
1992	73	72	67	71	283	4	70.75	T42	4,420.00
1993	69	70	69	67	275	4	68.75	2	151,200.00
1994	76	69	70	72	287	4	71.75	T30	9,315.00
1995	75	72			147	2	73.50	CUT	0.00
1996	75	73			148	2	74.00	CUT	0.00
1999	73	69	72	69	283	4	70.75	T14	43,350.00
2000	77	71	76	71	295	4	73.75	T68	6,169.00
2002	73	69	72	69	283	4	70.75	T27	31,950.00
2004	71	75	76	77	299	4	74.75	T71	10,342.50
2005	73	71	73	74	291	4	72.75	T61	11,715.00
2007	70	73	75	72	290	4	72.50	T62	12,780.00
Totals					4555	63	72.30		\$410,094.83

PAVON, MATTHIEU

Year	1st	2nd	3rd	4th	Total	Rounds Played	Avg Score	Finish	Money
2024	77	75			152	2	76.00	CUT	0.00
Totals					152	2	76.00		\$0.00

PEARCE, EDDIE

Year	1st	2nd	3rd	4th	Total	Rounds Played	Avg Score	Finish	Money
1976	75	83			158	2	79.00	CUT	0.00
1977	82				82	1	82.00	DQ	0.00
Totals					240	3	80.00		\$0.00

PEETE, CALVIN

Year	1st	2nd	3rd	4th	Total	Rounds Played	Avg Score	Finish	Money
1977	79	76			155	2	77.50	CUT	0.00
1979	79	79			158	2	79.00	CUT	0.00
1982	72	72	69	75	288	4	72.00	T22	3,404.00
1983	72	71	69	73	285	4	71.25	T7	12,900.00
1985	74	74	69	79	296	4	74.00	T41	2,500.00
1986	72	72	70	76	290	4	72.50	T57	1,625.00
1987	71	71	71	74	287	4	71.75	T46	3,021.43
1989	77				77	1	77.00	DQ	0.00
Totals					1836	25	73.44		\$23,450.43

PENDRITH, TAYLOR

Year	1st	2nd	3rd	4th	Total	Rounds Played	Avg Score	Finish	Money
2023	77	69	76	76	298	4	74.50	T60	44,800.00
2024	74	71	77	72	294	4	73.50	T33	106,500.00
Totals					592	8	74.00		\$151,300.00

PEOPLES, DAVID

Year	1st	2nd	3rd	4th	Total	Rounds Played	Avg Score	Finish	Money
1990	75	76	77		228	3	76.00	T43	2,922.00
1991	70	73	72	74	289	4	72.25	T38	4,560.00
1993	70	75	76	75	296	4	74.00	T69	2,828.00
2001	74	72	74	71	291	4	72.75	T46	11,944.66
2002	69	74	65	68	276	4	69.00	T2	396,000.00
2003	77	68	77	75	297	4	74.25	T52	11,725.00
Totals					1677	23	72.91		\$429,979.66

PERIERA, MITO

Year	1st	2nd	3rd	4th	Total	Rounds Played	Avg Score	Finish	Money
2022	73	72	70	70	285	4	71.25	T13	221,400.00
Totals					285	4	71.25		\$221,400.00

PEREZ, PAT

Year	1st	2nd	3rd	4th	Total	Rounds Played	Avg Score	Finish	Money
2002	79	71			150	2	75.00	CUT	0.00
2003	74	74			148	2	74.00	CUT	0.00
2005	75	76			151	2	75.50	CUT	0.00
2006	79	81			160	2	80.00	CUT	0.00
2007	76	72			148	2	74.00	CUT	0.00
2008	70	73	73	75	291	4	72.75	T26	45,300.00
2010	71	70	71	70	282	4	70.50	T19	75,300.00
2011	71	74	73	67	285	4	71.25	T30	36,845.72
2012	74	73	72	72	291	4	72.75	T25	40,776.92
2013	72	69	72	71	284	4	71.00	T8	167,400.00
2014	71	70	77	74	292	4	73.00	T69	12,400.00
2015	68	70	75	76	289	4	72.25	T57	13,826.00
2017	70	72	69	73	284	4	71.00	T19	113,100.00
2018	72	70	74	74	290	4	72.50	T70	17,622.00
2019	75	70	71	74	290	4	72.50	T57	20,202.00
2022	72	72	73	70	287	4	71.75	T26	89,400.00
Totals					3922	54	72.63		\$632,172.64

PEREZ, VICTOR

Year	1st	2nd	3rd	4th	Total	Rounds Played	Avg Score	Finish	Money
2020	77	78			155	2	77.50	CUT	0.00
2021	74	76			150	2	75.00	CUT	0.00
2024	71	74	68	75	288	4	72.00	T12	430,333.33
Totals					593	8	74.13		\$430,333.33

PERKINS, TRAVIS

Year	1st	2nd	3rd	4th	Total	Rounds Played	Avg Score	Finish	Money
2008	76	74	75	74	299	4	74.75	T62	12,900.00
Totals					299	4	74.75		\$12,900.00

PERKS, CRAIG

Year	1st	2nd	3rd	4th	Total	Rounds Played	Avg Score	Finish	Money
2002	76	73			149	2	74.50	CUT	0.00
2003	70	72	76	80	298	4	74.50	T56	11,350.00
2004	74	76			150	2	75.00	CUT	0.00
2005	80	71			151	2	75.50	CUT	0.00
Totals					748	10	74.80		\$11,350.00

PERNICE, JR., TOM

Year	1st	2nd	3rd	4th	Total	Rounds Played	Avg Score	Finish	Money
1999	72	74	70	72	288	4	72.00	T43	8,415.00
2000	77	71	72	73	293	4	73.25	T64	6,572.00
2002	68	73	72	73	286	4	71.50	T45	13,545.00
2003	75	73			148	2	74.00	CUT	0.00
2004	73	71	71	69	284	4	71.00	T16	84,000.00
2005	72	72	72	68	284	4	71.00	T24	44,550.00
2006	73	76			149	2	74.50	CUT	0.00
2007	71	74	70	70	285	4	71.25	T41	22,800.00
2008	71	75	82	70	298	4	74.50	T60	13,140.00
2009	71	74	73	76	294	4	73.50	T53	13,890.00
2010	72	67	70	77	286	4	71.50	T33	30,375.00
Totals					2895	40	72.38		\$237,287.00

Player Records

PERRY, CHRIS

Year	1st	2nd	3rd	4th	Total	Rounds Played	Avg Score	Finish	Money
1985	73	78			151	2	75.50	CUT	0.00
1986	72	72	66	80	290	4	72.50	T57	1,625.00
1988	73	74	73	77	297	4	74.25	T63	2,603.33
1990	77	78	75		230	3	76.67	T59	2,180.00
1991	71	71	74	74	290	4	72.50	T48	3,016.00
1995	72				72	1	72.00	WD	0.00
1997	70	73	75		218	3	72.67	T57	4,256.00
1998	71	69	68	73	281	4	70.25	T16	30,863.00
1999	67	73	71	74	285	4	71.25	T24	20,181.43
2000	74	70	71	68	283	4	70.75	T17	46,500.00
2001	77	76			153	2	76.50	CUT	0.00
Totals					2550	35	72.86		\$111,224.76

PERRY, KENNY

Year	1st	2nd	3rd	4th	Total	Rounds Played	Avg Score	Finish	Money
1987	75	75			150	2	75.00	CUT	0.00
1989	73	78			151	2	75.50	CUT	0.00
1990	77	75	76		228	3	76.00	T43	2,922.00
1991	70	63	69	71	273	4	68.25	P1	216,000.00
1992	73	73			146	2	73.00	CUT	0.00
1993	67	74	69	72	282	4	70.50	T19	18,200.00
1994	71	73	71	70	285	4	71.25	T24	13,800.00
1995	68	74	68	67	277	4	69.25	T11	40,800.00
1996	70	70	71	73	284	4	71.00	T18	25,200.00
1997	75	70	76		221	3	73.67	T67	3,800.00
1998	71	69	76	70	286	4	71.50	T44	7,040.00
1999	73	66	71	72	282	4	70.50	T11	58,650.00
2000	69	72	70	76	287	4	71.75	T39	13,640.00
2001	72	69	71	69	281	4	70.25	T7	127,783.34
2002	74	68	74	73	289	4	72.25	T60	9,720.00
2003	65	68	70	72	275	4	68.75	1	900,000.00
2004	72	72	66	69	279	4	69.75	T6	182,437.50
2005	69	72	71	72	284	4	71.00	T24	44,550.00
2007	69	74	67	63	273	4	68.25	T3	348,000.00
2008	66	71	74	69	280	4	70.00	1	1,080,000.00
2009	72	73	75	68	288	4	72.00	T27	40,800.00
2010	71	68	68	74	281	4	70.25	T17	93,000.00
2011	80	70			150	2	75.00	CUT	0.00
2013	76	74			150	2	75.00	CUT	0.00
2015	71	73			144	2	72.00	CUT	0.00
2018	73	72			145	2	72.50	CUT	0.00
Totals					6271	88	71.26		\$3,226,342.84

PERSONS, PETER

Year	1st	2nd	3rd	4th	Total	Rounds Played	Avg Score	Finish	Money
1990	73	77	76		226	3	75.33	T32	5,533.33
1991	76	71	72	71	290	4	72.50	T48	3,016.00
Totals					516	7	73.71		\$8,549.33

PETERSON, JOHN

Year	1st	2nd	3rd	4th	Total	Rounds Played	Avg Score	Finish	Money
2015	78	71			149	2	74.50	CUT	0.00
Totals					149	2	74.50		\$0.00

PETROVIC, TIM

Year	1st	2nd	3rd	4th	Total	Rounds Played	Avg Score	Finish	Money
2003	70	71	78	75	294	4	73.50	T45	15,050.00
2004	75	69	71	74	289	4	72.25	T40	19,950.00
2005	72	74	73	73	292	4	73.00	T67	11,055.00
2006	74	68	72	70	284	4	71.00	T14	100,625.00
2008	73	75	76	71	295	4	73.75	T46	16,045.72
2009	76	73			149	2	74.50	CUT	0.00
2010	69	66	68	74	277	4	69.25	T5	219,000.00
2011	70	76			146	2	73.00	CUT	0.00
Totals					2026	28	72.36		\$381,725.72

PETTERSSON, CARL

Year	1st	2nd	3rd	4th	Total	Rounds Played	Avg Score	Finish	Money
2003	70	70	77	75	292	4	73.00	T34	25,250.00
2005	73	69	70	74	286	4	71.50	T34	28,380.00
2006	69	67	69	71	276	4	69.00	1	1,035,000.00
2007	68	75	70	70	283	4	70.75	T31	36,375.00
2008	68	75	74	71	288	4	72.00	T10	120,666.67
2009	73	78			151	2	75.50	CUT	0.00
2010	69	70	76	70	285	4	71.25	T28	40,800.00
2011	76	73			149	2	74.50	CUT	0.00
2012	76	75			151	2	75.50	CUT	0.00
2013	71	71	73	73	288	4	72.00	T29	40,300.00
2014	72	72	73	73	290	4	72.50	T62	13,268.00
2015	72	67	72	74	285	4	71.25	T36	29,837.50
2016	76	76			152	2	76.00	CUT	0.00
2017	77	73			150	2	75.00	CUT	0.00
2018	75	77			152	2	76.00	CUT	0.00
2020	72	72	79	70	293	4	73.25	T38	43,245.00
Totals					3771	52	72.52		\$1,413,122.17

PFEIL, MARK

Year	1st	2nd	3rd	4th	Total	Rounds Played	Avg Score	Finish	Money
1984	76	71	74	72	293	4	73.25	T32	3,394.00
1985	77	75			152	2	76.00	CUT	0.00
Totals					445	6	74.17		\$3,394.00

PIERCY, SCOTT

Year	1st	2nd	3rd	4th	Total	Rounds Played	Avg Score	Finish	Money
2009	79				79	1	79.00	WD	0.00
2011	75	67	69	76	287	4	71.75	T42	22,940.00
2012	70	75	80	75	300	4	75.00	68	12,648.00
2013	66	75	71	74	286	4	71.50	T16	93,000.00
2015	72	73			145	2	72.50	CUT	0.00
2016	70	71	75	75	291	4	72.75	T69	16,915.00
2017	77	72			149	2	74.50	CUT	0.00
2020	72	73	77	78	300	4	75.00	T62	20,088.00
Totals					1837	25	73.48		\$165,591.00

PILLER, MARTIN

Year	1st	2nd	3rd	4th	Total	Rounds Played	Avg Score	Finish	Money
2018	76	69			145	2	72.50	CUT	0.00
Totals					145	2	72.50		\$0.00

PINCKNEY, SCOTT

Year	1st	2nd	3rd	4th	Total	Rounds Played	Avg Score	Finish	Money
2016	68	75			143	2	71.50	CUT	0.00
Totals					143	2	71.50		\$0.00

PIOT, JAMES

Year	1st	2nd	3rd	4th	Total	Rounds Played	Avg Score	Finish	Money
2022	75	78			153	2	76.50	CUT	0.00
Totals					153	2	76.50		\$0.00

PLAYER, GARY

Year	1st	2nd	3rd	4th	Total	Rounds Played	Avg Score	Finish	Money
1977	70	68	76	75	289	4	72.25	T7	6,375.00
1978	67	72	75	74	288	4	72.00	T4	10,333.33
1980	71	73	71	75	290	4	72.50	T29	1,964.16
1981	79	75			154	2	77.00	CUT	0.00
1982	75	72	68	74	289	4	72.25	T27	2,641.86
1983	75	75	76	77	303	4	75.75	T69	1,605.00
1984	75	75	73	75	298	4	74.50	T56	1,625.00
Totals					1911	26	73.50		\$24,544.35

POHL, DAN

Year	1st	2nd	3rd	4th	Total	Rounds Played	Avg Score	Finish	Money
1980	75	88			163	2	81.50	CUT	0.00
1981	80	72	69	73	294	4	73.50	T28	2,661.50
1982	70	72	70	72	284	4	71.00	T6	12,161.50
1983	75	75	74	71	295	4	73.75	T50	1,880.00
1984	73	70	76	71	290	4	72.50	T22	5,140.66
1985	73	73	70	76	292	4	73.00	T24	4,784.71
1986	72	71	71	69	283	4	70.75	T23	5,723.33
1987	71	71	68	70	280	4	70.00	T17	12,222.50
1989	78	76			154	2	77.00	CUT	0.00
Totals					2335	32	72.97		\$44,574.20

Player Records

POINTS, D.A.

Year	1st	2nd	3rd	4th	Total	Rounds Played	Avg Score	Finish	Money
2009	75	70	75	80	300	4	75.00	T72	11,820.00
2010	73	71	68	72	284	4	71.00	T23	53,400.00
2011	71	72	72	68	283	4	70.75	T20	77,500.00
2012	76	75			151	2	75.50	CUT	0.00
2013	76	75			151	2	75.50	CUT	0.00
2014	74	71			145	2	72.50	CUT	0.00
2015	73	75			148	2	74.00	CUT	0.00
2017	71	76	73	73	293	4	73.25	T57	19,227.00
Totals					1755	24	73.13		\$161,947.00

POOLEY, DON

Year	1st	2nd	3rd	4th	Total	Rounds Played	Avg Score	Finish	Money
1978	71	76	74	74	295	4	73.75	T24	1,969.83
1979	74	84			158	2	79.00	CUT	0.00
1980	69	69	72	78	288	4	72.00	T20	3,250.00
1981	72	75	74	72	293	4	73.25	T24	3,090.00
1982	73	68	73	73	287	4	71.75	T16	5,075.00
1983	75	72	72	71	290	4	72.50	T28	2,992.00
1984	69	77	74	75	295	4	73.75	T43	2,250.00
1985	78	75			153	2	76.50	CUT	0.00
1986	69	67	70	69	275	4	68.75	2	60,000.00
1987	70	67	65	70	272	4	68.00	1	140,000.00
1988	76	72	70	78	296	4	74.00	T61	2,647.50
1989	75	76			151	2	75.50	CUT	0.00
1990	73	71	74		218	3	72.67	T3	48,000.00
1992	68	67	70	75	280	4	70.00	T23	12,480.00
1993	74	71	78	74	297	4	74.25	T70	2,786.00
1995	72	72	72	72	288	4	72.00	T62	3,621.00
1996	77	76			153	2	76.50	CUT	0.00
1997	69	71	72		212	3	70.67	T21	19,760.00
1998	71	73	73	71	288	4	72.00	T51	5,148.00
1999	75	75			150	2	75.00	CUT	0.00
2000	76	72	77	71	296	4	74.00	T76	5,828.00
2001	73	75			148	2	74.00	CUT	0.00
Totals					5383	74	72.74		\$318,897.33

PORTER III, JOE

Year	1st	2nd	3rd	4th	Total	Rounds Played	Avg Score	Finish	Money
1977	75	74	72	74	295	4	73.75	T29	1,429.17
1978	76	77			153	2	76.50	CUT	0.00
Totals					448	6	74.67		\$1,429.17

POSTON, J.T.

Year	1st	2nd	3rd	4th	Total	Rounds Played	Avg Score	Finish	Money
2019	72	73	71	73	289	4	72.25	T52	21,221.20
2020	76	74			150	2	75.00	CUT	0.00
2021	69	74	78	77	298	4	74.50	T65	19,902.00
2022	78	68	74	70	290	4	72.50	T37	51,000.00
2023	76	70	72	73	291	4	72.75	T38	91,000.00
2024	75	69	72	76	292	4	73.00	T22	200,200.00
Totals					1610	22	73.18		\$383,323.20

POTGIETER, ALDRICH

Year	1st	2nd	3rd	4th	Total	Rounds Played	Avg Score	Finish	Money (A)
2023	74	76			150	2	75.00	CUT	
Totals					150	2	75.00		\$0.00

POTTER, JR., TED

Year	1st	2nd	3rd	4th	Total	Rounds Played	Avg Score	Finish	Money
2013	74	76			150	2	75.00	CUT	0.00
2018	72	70	73	71	286	4	71.50	T57	19,758.00
2019	70	73	77	80	300	4	75.00	73	17,654.00
Totals					736	10	73.60		\$37,412.00

POULTER, IAN

Year	1st	2nd	3rd	4th	Total	Rounds Played	Avg Score	Finish	Money
2005	68	72	73	72	285	4	71.25	T30	34,925.00
2006	73	71	79	67	290	4	72.50	T34	30,331.25
2007	70	78			148	2	74.00	DQ	0.00
2008	75	72	76	73	296	4	74.00	T53	13,824.00
2009	75	71	74	74	294	4	73.50	T53	13,890.00
2020	76	73			149	2	74.50	CUT	0.00
Totals					1462	20	73.10		\$92,970.25

POWER, SEAMUS

Year	1st	2nd	3rd	4th	Total	Rounds Played	Avg Score	Finish	Money
2022	72	76			148	2	74.00	CUT	0.00
2023	70	73	75	74	292	4	73.00	T41	71,000.00
2024	69	74	73	77	293	4	73.25	T27	143,500.00
Totals					733	10	73.30		\$214,500.00

POWERS, GREG

Year	1st	2nd	3rd	4th	Total	Rounds Played	Avg Score	Finish	Money
1982	70	74	71	78	293	4	73.25	T50	1,760.00
Totals					293	4	73.25		\$1,760.00

PRICE, NICK

Year	1st	2nd	3rd	4th	Total	Rounds Played	Avg Score	Finish	Money
1983	75	72	74	73	294	4	73.50	T47	1,940.00
1984	75	78			153	2	76.50	CUT	0.00
1985	73	67	76	78	294	4	73.50	T34	3,320.00
1986	76				76	1	76.00	WD	0.00
1988	74	67	71	72	284	4	71.00	T12	18,970.00
1989	79	73			152	2	76.00	CUT	0.00
1995	71	71	69	65	276	4	69.00	10	45,900.00
2004	74	73	72	72	291	4	72.75	T51	12,521.25
2006	69	74	74	72	289	4	72.25	T31	35,650.00
Totals					2109	29	72.72		\$118,301.25

PRICE, PHILLIP

Year	1st	2nd	3rd	4th	Total	Rounds Played	Avg Score	Finish	Money
2005	70	72	72	73	287	4	71.75	T39	22,000.00
Totals					287	4	71.75		\$22,000.00

PRIDE, DICKY

Year	1st	2nd	3rd	4th	Total	Rounds Played	Avg Score	Finish	Money
1995	76	78			154	2	77.00	CUT	0.00
Totals					154	2	77.00		\$0.00

PRUGH, ALEX

Year	1st	2nd	3rd	4th	Total	Rounds Played	Avg Score	Finish	Money
2010	74	80			154	2	77.00	CUT	0.00
2011	74	72			146	2	73.00	CUT	0.00
Totals					300	4	75.00		\$0.00

PRUITT, DILLARD

Year	1st	2nd	3rd	4th	Total	Rounds Played	Avg Score	Finish	Money
1992	71	70	70	69	280	4	70.00	T23	12,480.00
1993	70	74	72	71	287	4	71.75	T40	5,040.00
1995	70	74	72	72	288	4	72.00	T62	3,621.00
Totals					855	12	71.25		\$21,141.00

PURDY, TED

Year	1st	2nd	3rd	4th	Total	Rounds Played	Avg Score	Finish	Money
2004	74	70	72	71	287	4	71.75	T24	39,725.00
2005	75	74			149	2	74.50	CUT	0.00
2006	69	75	69	71	284	4	71.00	T14	100,625.00
2007	68	69	72	72	281	4	70.25	T23	51,900.00
2009	67	79	75	69	290	4	72.50	T36	28,260.00
Totals					1291	18	71.72		\$220,510.00

PURTZER, TOM

Year	1st	2nd	3rd	4th	Total	Rounds Played	Avg Score	Finish	Money
1977	76	68	75	74	293	4	73.25	T17	3,036.50
1978	74	74	79	74	301	4	75.25	T55	815.88
1979	75	82	78	75	310	4	77.50	T68	1,005.00
1980	69	72	71	76	288	4	72.00	T20	3,250.00
1981	68	74	72	73	287	4	71.75	T3	16,800.00
1982	74	69	68	74	285	4	71.25	T8	10,150.00
1983	75	71	77	75	298	4	74.50	T62	1,675.00
1984	71	77	73	69	290	4	72.50	T22	5,140.66
1985	76	71	72	74	293	4	73.25	T31	3,833.33
1986	68	69	73	69	279	4	69.75	T10	13,335.00
1987	71	72	75	73	291	4	72.75	T63	2,597.50
1988	72	70	73	74	289	4	72.25	T28	6,758.00
1989	78	73			151	2	75.50	CUT	0.00
1990	85	74			159	2	79.50	CUT	0.00
1991	71	69	71	74	285	4	71.25	T23	11,040.00
1992	70	69	69	70	278	4	69.50	T14	22,100.00
1993	72	74			146	2	73.00	CUT	0.00
1994	74	75			149	2	74.50	CUT	0.00
1996	73	74	67	73	287	4	71.75	T30	10,240.00
1997	78	72			150	2	75.00	CUT	0.00
2001	75	73			148	2	74.00	CUT	0.00
Totals					5257	72	73.01		\$111,776.87

Player Records

PUTNAM, ANDREW

Year	1st	2nd	3rd	4th	Total	Rounds Played	Avg Score	Finish	Money
2015	72	66	74	82	294	4	73.50	T68	12,524.00
2019	68	70	74	70	282	4	70.50	T17	127,400.00
2020	76	80			156	2	78.00	CUT	0.00
2022	72	79			151	2	75.50	CUT	0.00
2023	71	72	71	70	284	4	71.00	T5	772,500.00
2024	77	71	72	78	298	4	74.50	T45	60,500.00
Totals					1465	20	73.25		\$972,924.00

PUTNAM, MICHAEL

Year	1st	2nd	3rd	4th	Total	Rounds Played	Avg Score	Finish	Money
2014	71	73	73	71	288	4	72.00	T55	14,198.00
2015	75	73			148	2	74.00	CUT	0.00
Totals					436	6	72.67		\$14,198.00

PYMAN, IAIN

Year	1st	2nd	3rd	4th	Total	Rounds Played	Avg Score	Finish	Money (A)
1994	76	73			149	2	74.50	CUT	
Totals					149	2	74.50		\$0.00

QUIGLEY, BRETT

Year	1st	2nd	3rd	4th	Total	Rounds Played	Avg Score	Finish	Money
1998	69	69	70	74	282	4	70.50	T23	19,580.00
2001	72	77			149	2	74.50	CUT	0.00
2002	71	71	68	77	287	4	71.75	T49	10,902.85
2005	78	72			150	2	75.00	CUT	0.00
2006	74	71	78	72	295	4	73.75	T57	12,765.00
2007	70	69	71	67	277	4	69.25	T11	144,000.00
2008	67	78	74	69	288	4	72.00	T10	120,666.67
2009	74	73	78	71	296	4	74.00	T63	12,660.00
2010	70	70	75	75	290	4	72.50	T55	13,560.00
2011	80	72			152	2	76.00	CUT	0.00
Totals					2466	34	72.53		\$334,134.52

QUINNEY, JEFF

Year	1st	2nd	3rd	4th	Total	Rounds Played	Avg Score	Finish	Money
2007	74	72	71	70	287	4	71.75	T51	14,310.00
2008	71	79	71	71	292	4	73.00	T30	34,133.34
2009	75	72	74	72	293	4	73.25	T48	15,264.00
Totals					872	12	72.67		\$63,707.34

RAFFERTY, RONAN

Year	1st	2nd	3rd	4th	Total	Rounds Played	Avg Score	Finish	Money
1992	70	74	74	75	293	4	73.25	76	2,444.00
Totals					293	4	73.25		\$2,444.00

RAHM, JON

Year	1st	2nd	3rd	4th	Total	Rounds Played	Avg Score	Finish	Money
2017	73	77			150	2	75.00	CUT	0.00
2020	69	67	68	75	279	4	69.75	1	1,674,000.00
2021	69	65	64		198	3	66.00	WD	0.00
2022	72	70	73	69	284	4	71.00	T10	303,000.00
2023	70	70	74	74	288	4	72.00	T16	275,500.00
Totals					1199	17	70.53		\$2,252,500.00

RAI, AARON

Year	1st	2nd	3rd	4th	Total	Rounds Played	Avg Score	Finish	Money
2022	74	72	69	72	287	4	71.75	T26	89,400.00
2023	74	79			153	2	76.50	CUT	0.00
Totals					440	6	73.33		\$89,400.00

RAMEY, CHAD

Year	1st	2nd	3rd	4th	Total	Rounds Played	Avg Score	Finish	Money
2022	76				76	1	76.00	WD	0.00
2023	88	74			162	2	81.00	CUT	0.00
Totals					238	3	79.33		\$0.00

RAMSAY, RICHIE

Year	1st	2nd	3rd	4th	Total	Rounds Played	Avg Score	Finish	Money (A)
2007	77	73			150	2	75.00	CUT	
Totals					150	2	75.00		\$0.00

RANDOLPH, SAM

Year	1st	2nd	3rd	4th	Total	Rounds Played	Avg Score	Finish	Money
1987	71	71	70	74	286	4	71.50	T39	3,980.00
1988	74	74	74	76	298	4	74.50	66	2,570.00
Totals					584	8	73.00		\$6,550.00

REAVIE, CHEZ

Year	1st	2nd	3rd	4th	Total	Rounds Played	Avg Score	Finish	Money
2008	73	77	76	75	301	4	75.25	T64	12,660.00
2009	71	74	72	79	296	4	74.00	T63	12,660.00
2011	75	69	73	75	292	4	73.00	T63	12,896.00
2016	72	73			145	2	72.50	CUT	0.00
2020	71	67	74	79	291	4	72.75	T22	78,120.00
2023	72	72	76	77	297	4	74.25	T58	45,600.00
Totals					1622	22	73.73		\$161,936.00

REBULA, JOVAN

Year	1st	2nd	3rd	4th	Total	Rounds Played	Avg Score	Finish	Money
2019	78	69			147	2	73.50	CUT	0.00
Totals					147	2	73.50		\$0.00

REDMAN, DOC

Year	1st	2nd	3rd	4th	Total	Rounds Played	Avg Score	Finish	Money
2018	77	70			147	2	73.50	CUT	0.00
2020	76	76			152	2	76.00	CUT	0.00
2021	75	71	74	71	291	4	72.75	T42	33,015.00
Totals					590	8	73.75		\$33,015.00

REED, PATRICK

Year	1st	2nd	3rd	4th	Total	Rounds Played	Avg Score	Finish	Money
2015	72	68	68	75	283	4	70.75	T26	45,880.00
2016	68	71	69	68	276	4	69.00	T8	246,500.00
2017	76	71	75	71	293	4	73.25	T57	19,227.00
2018	71	68	73	68	280	4	70.00	T29	56,589.17
2020	71	76	70	71	288	4	72.00	T10	234,825.00
2021	71	71	69	69	280	4	70.00	5	381,300.00
2022	76	70	73	75	294	4	73.50	T53	27,994.28
Totals					1994	28	71.21		\$1,012,315.45

REFRAM, DEAN

Year	1st	2nd	3rd	4th	Total	Rounds Played	Avg Score	Finish	Money
1976	81	78			159	2	79.50	CUT	0.00
Totals					159	2	79.50		\$0.00

REGALADO, VICTOR

Year	1st	2nd	3rd	4th	Total	Rounds Played	Avg Score	Finish	Money
1976	77	77	75	73	302	4	75.50	T38	780.00
1977	72	76	70	78	296	4	74.00	T35	1,111.00
1978	73	75	74	79	301	4	75.25	T55	815.87
1979	75	79	73	75	302	4	75.50	T39	1,390.00
1980	73	69	72	72	286	4	71.50	T14	5,550.00
1981	78	69	75	81	303	4	75.75	65	1,560.00
Totals					1790	24	74.58		\$11,206.87

REID, MIKE

Year	1st	2nd	3rd	4th	Total	Rounds Played	Avg Score	Finish	Money
1978	74	73	77	77	301	4	75.25	T55	815.88
1979	79	85			164	2	82.00	CUT	0.00
1980	69	73	70	70	282	4	70.50	3	20,400.00
1981	73	73	75	76	297	4	74.25	T41	2,020.00
1982	72	74	74	73	293	4	73.25	T50	1,760.00
1983	83	77			160	2	80.00	CUT	0.00
1984	72	72	74	74	292	4	73.00	T29	3,900.00
1985	77	71	71	76	295	4	73.75	T38	2,890.00
1986	73	72	70	74	289	4	72.25	T52	1,686.00
1987	70	77			147	2	73.50	CUT	0.00
1989	72	75	71	74	292	4	73.00	T34	6,115.71
1990	82	72	73		227	3	75.67	T38	4,300.00
1991	71	76	77	75	299	4	74.75	T73	2,364.00
1997	72	76			148	2	74.00	CUT	0.00
Totals					3486	47	74.17		\$46,251.59

REIFERS, KYLE

Year	1st	2nd	3rd	4th	Total	Rounds Played	Avg Score	Finish	Money
2007	76	75			151	2	75.50	CUT	0.00
2012	71	70	73	77	291	4	72.75	T25	40,776.92
2015	67	78			145	2	72.50	CUT	0.00
2016	71	67	71	69	278	4	69.50	T20	88,642.86
2017	70	80			150	2	75.00	CUT	0.00
Totals					1015	14	72.50		\$129,419.78

Player Records

RENNER, JACK

Year	1st	2nd	3rd	4th	Total	Rounds Played	Avg Score	Finish	Money
1978	76	77			153	2	76.50	CUT	0.00
1981	75	70	69	71	285	4	71.25	2	37,800.00
1982	74	74	77	75	300	4	75.00	71	1,500.00
1983	73	68	71	74	286	4	71.50	T9	10,000.00
1984	74	68	75	72	289	4	72.25	T16	7,750.00
1985	76	73	70	69	288	4	72.00	T8	16,665.00
1986	72	69	74	75	290	4	72.50	T57	1,625.00
Totals					1891	26	72.73		\$75,340.00

RICHARDSON, STEVEN

Year	1st	2nd	3rd	4th	Total	Rounds Played	Avg Score	Finish	Money
1991	75	74			149	2	74.50	CUT	0.00
Totals					149	2	74.50		\$0.00

RIDLEY, FRED

Year	1st	2nd	3rd	4th	Total	Rounds Played	Avg Score	Finish	Money
1976	79	84			163	2	81.50	CUT	(A)
Totals					163	2	81.50		\$0.00

RILEY, CHRIS

Year	1st	2nd	3rd	4th	Total	Rounds Played	Avg Score	Finish	Money
1999	77	72			149	2	74.50	CUT	0.00
2001	72	76			148	2	74.00	CUT	0.00
2002	72	76			148	2	74.00	CUT	0.00
2011	66	75	77	67	285	4	71.25	T30	36,845.72
Totals					730	10	73.00		\$36,845.72

RILEY, DAVID

Year	1st	2nd	3rd	4th	Total	Rounds Played	Avg Score	Finish	Money
2022	67	71	72	75	285	4	71.25	T13	221,400.00
2023	67	78	78	72	295	4	73.75	T54	47,200.00
2024	75	76			151	2	75.50	CUT	0.00
Totals					731	10	73.10		\$268,600.00

RILEY, WAYNE

Year	1st	2nd	3rd	4th	Total	Rounds Played	Avg Score	Finish	Money
1992	69	73	73	75	290	4	72.50	T71	2,535.00
Totals					290	4	72.50		\$2,535.00

RINKER, LARRY

Year	1st	2nd	3rd	4th	Total	Rounds Played	Avg Score	Finish	Money
1984	74	80			154	2	77.00	CUT	0.00
1985	73	76	76	76	301	4	75.25	G3	1,580.00
1986	74	69	71	74	288	4	72.00	T47	1,858.00
1987	75	71	74	75	295	4	73.75	T69	2,505.00
1989	74	70	74	76	294	4	73.50	T45	4,265.00
1997	78	75			153	2	76.50	CUT	0.00
Totals					1485	20	74.25		\$10,208.00

RINKER, LEE

Year	1st	2nd	3rd	4th	Total	Rounds Played	Avg Score	Finish	Money
1995	70	70	72	72	284	4	71.00	T47	4,494.80
1997	73	68	74		215	3	71.67	T38	7,600.00
1998	74	73			147	2	73.50	CUT	0.00
Totals					646	9	71.78		\$12,094.80

ROBERTS, LOREN

Year	1st	2nd	3rd	4th	Total	Rounds Played	Avg Score	Finish	Money
1985	73	71	80	79	303	4	75.75	T68	1,515.00
1989	74	74	74	76	298	4	74.50	G2	3,640.00
1990	84	81			165	2	82.50	CUT	0.00
1991	73	69	73	72	287	4	71.75	T29	7,465.71
1993	72	69	74	71	286	4	71.50	T34	7,070.00
1994	71	74	70	71	286	4	71.50	T26	11,325.00
1996	72	70	73	78	293	4	73.25	T67	3,690.00
Totals					1918	26	73.77		\$34,705.71

RODGERS, PATRICK

Year	1st	2nd	3rd	4th	Total	Rounds Played	Avg Score	Finish	Money
2015	69	66	78	73	286	4	71.50	T40	21,727.56
2016	68	75			143	2	71.50	CUT	0.00
2017	70	77	72	77	296	4	74.00	T67	17,661.00
2018	68	73	68	68	277	4	69.25	T8	240,300.00
2020	70	72	71	77	290	4	72.50	T18	127,875.00
2021	77	79			156	2	78.00	CUT	0.00
2022	73	76			149	2	74.50	CUT	0.00
2023	70	70	72	78	290	4	72.50	T30	117,250.00
2024	77	80			157	2	78.50	CUT	0.00
Totals					2044	28	73.00		\$524,813.56

RODRIGUEZ, CHI CHI

Year	1st	2nd	3rd	4th	Total	Rounds Played	Avg Score	Finish	Money
1977	70	76	73	69	288	4	72.00	T5	8,661.50
1978	76	76			152	2	76.00	CUT	0.00
1979	75	81	71	73	300	4	75.00	T30	1,821.50
1980	74	72	72	72	290	4	72.50	T29	1,964.17
Totals					1030	14	71.78		\$12,447.17

ROGERS, BILL

Year	1st	2nd	3rd	4th	Total	Rounds Played	Avg Score	Finish	Money
1976	74	76	72	73	295	4	73.75	T15	3,200.00
1977	82	76			158	2	79.00	CUT	0.00
1978	76	75			151	2	75.50	CUT	0.00
1979	77	75	71	71	294	4	73.50	T7	9,350.00
1980	70	70	72	74	286	4	71.50	T14	5,550.00
1981	73	70	73	76	292	4	73.00	T18	4,410.00
1982	72	73	73	77	295	4	73.75	T58	1,611.50
1983	74	71	69	72	286	4	71.50	T9	10,000.00
1984	76	77			153	2	76.50	CUT	0.00
1985	73	70	70	74	287	4	71.75	7	18,610.00
1986	71	72	75	73	291	4	72.75	T61	1,585.00
1987	74	73			147	2	73.50	CUT	0.00
Totals					2935	40	73.38		\$54,316.50

ROLLINS, JOHN

Year	1st	2nd	3rd	4th	Total	Rounds Played	Avg Score	Finish	Money
2002	72	69	68	70	279	4	69.75	T13	87,000.00
2003	70	69	74	72	285	4	71.25	T11	120,000.00
2004	69	74	74	72	289	4	72.25	T40	19,950.00
2006	73	72	77	74	296	4	74.00	T62	12,247.50
2007	73	74			147	2	73.50	CUT	0.00
2008	71	76	76	70	293	4	73.25	T39	24,000.00
2009	80	77			157	2	78.50	CUT	0.00
Totals					1746	24	72.75		\$263,197.50

ROMERO, ANDRES

Year	1st	2nd	3rd	4th	Total	Rounds Played	Avg Score	Finish	Money
2010	67	75	70	72	284	4	71.00	T23	53,400.00
2012	69	73	72	67	281	4	70.25	T2	545,600.00
Totals					565	8	70.63		\$599,000.00

ROMERO, EDUARDO

Year	1st	2nd	3rd	4th	Total	Rounds Played	Avg Score	Finish	Money
1991	78	76			154	2	77.00	CUT	0.00
1995	75	72			147	2	73.50	CUT	0.00
Totals					301	4	75.25		\$0.00

ROSE, CLARENCE

Year	1st	2nd	3rd	4th	Total	Rounds Played	Avg Score	Finish	Money
1986	69	73	65	78	285	4	71.25	T29	3,628.00
1987	75	71	72	69	287	4	71.75	T46	3,021.43
1988	70	73	74	75	292	4	73.00	T41	3,837.14
1989	75	74	67	74	290	4	72.50	T24	8,921.66
1990	84	74			158	2	79.00	CUT	0.00
1997	69	70	77		216	3	72.00	T46	5,006.50
Totals					1528	21	72.76		\$24,414.73

ROSE, JUSTIN

Year	1st	2nd	3rd	4th	Total	Rounds Played	Avg Score	Finish	Money
2004	70	67	69	71	277	4	69.25	4	252,000.00
2005	72	72	75	75	294	4	73.50	T75	10,395.00
2006	75	71	67	71	284	4	71.00	T14	10,625.00
2008	68	73	70	71	282	4	70.50	T2	396,000.00
2009	80	75			155	2	77.50	CUT	0.00
2010	65	69	70	66	270	4	67.50	1	1,080,000.00
2011	71	75			146	2	73.00	CUT	0.00
2012	73	72	71	69	285	4	71.25	8	192,200.00
2013	70	70	71	73	284	4	71.00	T8	167,400.00
2014	73	72			145	2	72.50	CUT	0.00
2015	68	67	66	72	273	4	68.25	P2	669,600.00
2018	71	66	69	70	276	4	69.00	T6	309,275.00
2019	75	63	71	71	280	4	70.00	13	191,100.00
2020	73	76			149	2	74.50	CUT	0.00
2024	80	73			153	2	76.50	CUT	0.00
Totals					3553	50	71.06		\$3,368,595.00

ROZNER, ANTOINE

Year	1st	2nd	3rd	4th	Total	Rounds Played	Avg Score	Finish	Money
2021	72	72	69	74	287	4	71.75	T18	110,670.00
Totals					287	4	71.75		\$110,670.00

Player Records

RUDOLPH, MASON

Year	1st	2nd	3rd	4th	Total	Rounds Played	Avg Score	Finish	Money
1977	79	80			159	2	79.50	CUT	0.00
Totals					159	2	79.50		\$0.00

RUFFELS, RYAN

Year	1st	2nd	3rd	4th	Total	Rounds Played	Avg Score	Finish	Money
2016	67	71	70	73	281	4	70.25	T38	34,000.00
2017	81	76			157	2	78.50	CUT	0.00
Totals					438	6	73.00		\$34,000.00

RUMMELLS, DAVE

Year	1st	2nd	3rd	4th	Total	Rounds Played	Avg Score	Finish	Money
1987	70	70	69	71	280	4	70.00	T17	12,222.50
1988	72	70	74	73	289	4	72.25	T28	6,758.00
1989	72	72	72	71	287	4	71.75	T12	19,722.50
1990	80	76	75		231	3	77.00	T64	2,090.00
1991	67	74	68	74	283	4	70.75	T18	16,800.00
1992	74				74	1	74.00	WD	0.00
1993	68	73	77	70	288	4	72.00	T48	3,738.00
1994	74	71	77	80	302	4	75.50	T4	2,910.00
Totals					2034	28	72.64		\$64,241.00

RYDER, SAM

Year	1st	2nd	3rd	4th	Total	Rounds Played	Avg Score	Finish	Money
2019	69	71	74	76	290	4	72.50	T57	20,202.00
2022	73	74			147	2	73.50	CUT	0.00
2023	71	72	77	76	296	4	74.00	T56	46,400.00
Totals					733	10	73.30		\$66,602.00

RYMER, CHARLIE

Year	1st	2nd	3rd	4th	Total	Rounds Played	Avg Score	Finish	Money
1995	74	72			146	2	73.00	CUT	0.00
Totals					146	2	73.00		\$0.00

SABBATINI, RORY

Year	1st	2nd	3rd	4th	Total	Rounds Played	Avg Score	Finish	Money
2000	83	73			156	2	78.00	CUT	0.00
2001	73	69	77	76	295	4	73.75	T60	8,938.00
2003	71	71	75	74	291	4	72.75	T29	32,500.00
2004	71	71	71	70	283	4	70.75	T11	111,300.00
2005	66	74	69	71	280	4	70.00	T15	96,250.00
2006	74	68	71	73	286	4	71.50	T18	63,077.50
2010	67	73	70	70	280	4	70.00	T12	117,600.00
2012	69	69	71	72	281	4	70.25	T2	545,600.00
2014	74	73			147	2	73.50	CUT	0.00
2015	72	67	71	72	282	4	70.50	T24	57,040.00
2018	73	66	73	72	284	4	71.00	T44	25,721.00
2019	73	71	70	70	284	4	71.00	T27	63,245.00
2020	73	76			149	2	74.50	CUT	0.00
Totals					3298	46	71.70		\$1,121,271.50

SABO, ED

Year	1st	2nd	3rd	4th	Total	Rounds Played	Avg Score	Finish	Money
1977	75	80			155	2	77.50	CUT	0.00
Totals					155	2	77.50		\$0.00

SANDELIN, JARMO

Year	1st	2nd	3rd	4th	Total	Rounds Played	Avg Score	Finish	Money
2001	72	77			149	2	74.50	CUT	0.00
Totals					149	2	74.50		\$0.00

SANDER, BILL

Year	1st	2nd	3rd	4th	Total	Rounds Played	Avg Score	Finish	Money
1977	79	77			156	2	78.00	CUT	0.00
1988	76	70	73	74	293	4	73.25	T48	2,977.00
1990	75	72	72		219	3	73.00	T7	32,250.00
1991	74	74	70	72	290	4	72.50	T48	3,016.00
Totals					958	13	73.69		\$38,243.00

SASAKI, HISAYUKI

Year	1st	2nd	3rd	4th	Total	Rounds Played	Avg Score	Finish	Money
1996	72	75	77	75	299	4	74.75	T77	3,330.00
Totals					299	4	74.75		\$3,330.00

SAUERS, GENE

Year	1st	2nd	3rd	4th	Total	Rounds Played	Avg Score	Finish	Money
1987	69	72	73	72	286	4	71.50	T39	3,980.00
1988	72	80			152	2	76.00	CUT	0.00
1989	78	71	70	76	295	4	73.75	T51	3,842.50
1990	83				83	1	83.00	WD	0.00
1991	77	77			154	2	77.00	CUT	0.00
1992	78	77			155	2	77.50	CUT	0.00
1995	70	73	74	73	290	4	72.50	T66	3,451.00
1996	73	72	76	78	299	4	74.75	T77	3,330.00
2003	70	75	70	78	293	4	73.25	T40	19,500.00
Totals					2007	27	74.33		\$34,103.50

SAUNDERS, SAM

Year	1st	2nd	3rd	4th	Total	Rounds Played	Avg Score	Finish	Money
2010	83	74			157	2	78.50	CUT	0.00
2015	76	80			156	2	78.00	CUT	0.00
2017	68	74	71	80	293	4	73.25	T57	19,227.00
Totals					606	8	75.75		\$19,227.00

SAXTON, REINIER

Year	1st	2nd	3rd	4th	Total	Rounds Played	Avg Score	Finish	Money
2009	69	75	72	78	294	4	73.50	T53	(A) \$0.00
Totals					294	4	73.50		

SCHAUFFELE, XANDER

Year	1st	2nd	3rd	4th	Total	Rounds Played	Avg Score	Finish	Money
2018	75	71			146	2	73.00	CUT	0.00
2019	69	70	72	70	281	4	70.25	T14	163,800.00
2020	78	69	72	70	289	4	72.25	T13	171,585.00
2021	68	70	74	72	284	4	71.00	T11	225,525.00
2022	70	73	73	70	286	4	71.50	T18	142,800.00
2023	77	66	72	74	289	4	72.25	T24	163,000.00
2024	68	73	71	75	287	4	71.75	T8	579,000.00
Totals					1862	26	71.62		\$1,445,710.00

SCHEFFLER, SCOTTIE

Year	1st	2nd	3rd	4th	Total	Rounds Played	Avg Score	Finish	Money
2020	71	73	70	77	291	4	72.75	T22	78,120.00
2021	67	71	69	70	277	4	69.25	3	641,700.00
2023	74	75	68	67	282	4	70.50	3	1,380,000.00
2024	67	68	71	74	280	4	70.00	1	4,000,000.00
Totals					1130	16	70.63		\$6,099,820.00

SCHENK, ADAM

Year	1st	2nd	3rd	4th	Total	Rounds Played	Avg Score	Finish	Money
2019	71	74	72	75	292	4	73.00	T65	18,928.00
2022	74	72	69	72	287	4	71.75	T26	89,400.00
2023	75	71	68	71	285	4	71.25	T7	650,000.00
2024	72	81			153	2	76.50	CUT	0.00
Totals					1017	14	72.64		\$758,328.00

SCHERRER, TOM

Year	1st	2nd	3rd	4th	Total	Rounds Played	Avg Score	Finish	Money
1996	80	79			159	2	79.50	CUT	0.00
2000	69	71	75	75	290	4	72.50	T51	7,295.00
Totals					449	6	74.83		\$7,295.00

SCHLEE, JOHN

Year	1st	2nd	3rd	4th	Total	Rounds Played	Avg Score	Finish	Money
1976	73	80	72	77	302	4	75.50	T38	780.00
1977	77	72	74	79	302	4	75.50	T62	781.50
1978	74	79			153	2	76.50	CUT	0.00
Totals					757	10	75.70		\$1,561.50

SCHNIEDERJANS, OLLIE

Year	1st	2nd	3rd	4th	Total	Rounds Played	Avg Score	Finish	Money
2017	74	73	73	77	297	4	74.25	T71	17,139.00
2018	73	69	73	73	288	4	72.00	T65	18,423.00
Totals					585	8	73.13		\$35,562.00

SCHROEDER, JOHN

Year	1st	2nd	3rd	4th	Total	Rounds Played	Avg Score	Finish	Money
1976	74	77	77	74	302	4	75.50	T38	780.00
1977	74	73	74	73	294	4	73.50	T21	1,986.25
1978	76	73	79	71	299	4	74.75	T46	910.00
1979	74	81	74	75	304	4	76.00	T47	1,151.42
1980	76	77			153	2	76.50	CUT	0.00
1981	73	76	67	76	292	4	73.00	T18	4,410.00
1982	76	69	73	74	292	4	73.00	T46	1,850.00
Totals					1936	26	74.46		\$11,087.67

Player Records

SCHULZ, TED

Year	1st	2nd	3rd	4th	Total	Rounds Played	Avg Score	Finish	Money
1989	76	77			153	2	76.50	CUT	0.00
1990	78	76	77		231	3	77.00	T64	2,090.00
1991	69	71	67	74	281	4	70.25	T8	30,000.00
1992	72	69	71	71	283	4	70.75	T42	4,420.00
1993	70	71	77	69	287	4	71.75	T40	5,040.00
1994	74	78			152	2	76.00	CUT	0.00
Totals					1387	19	73.00		\$41,550.00

SCHWAB, MATTHIAS

Year	1st	2nd	3rd	4th	Total	Rounds Played	Avg Score	Finish	Money
2020	74	79			153	2	76.50	CUT	0.00
Totals					153	2	76.50		\$0.00

SCHWARTZEL, CHARL

Year	1st	2nd	3rd	4th	Total	Rounds Played	Avg Score	Finish	Money
2006	71	75	80	70	296	4	74.00	T62	12,247.50
2007	70	74	72	74	290	4	72.50	T62	12,780.00
2009	72	68	77	71	288	4	72.00	T27	40,800.00
2011	72	71	70	71	284	4	71.00	T22	54,405.00
2012	73	72	73	72	290	4	72.50	T19	72,540.00
2013	65	71	76	72	284	4	71.00	T8	167,400.00
2014	72	69	67	72	280	4	70.00	T8	167,400.00
2015	74	72			146	2	73.00	CUT	0.00
2016	68	69	72	68	277	4	69.25	T11	158,666.67
2017	70	71	71	76	288	4	72.00	T35	42,891.00
2018	77	69			146	2	73.00	CUT	0.00
2020	75	74			149	2	74.50	CUT	0.00
2021	70	72	75	77	294	4	73.50	T53	21,994.50
Totals					3312	46	72.00		\$751,124.67

SCOTT, ADAM

Year	1st	2nd	3rd	4th	Total	Rounds Played	Avg Score	Finish	Money
2003	67	72	79	73	291	4	72.75	T29	32,500.00
2005	67	73	68	81	289	4	72.25	T52	12,826.00
2006	71	66	73	69	279	4	69.75	T4	237,666.67
2007	70	62	72	70	274	4	68.50	T5	210,750.00
2009	77	81			158	2	79.00	CUT	0.00
2010	70	70	75	71	286	4	71.50	T33	30,375.00
2012	70	72	77	74	293	4	73.25	T46	17,577.00
2013	73	70	69	73	285	4	71.25	T13	119,866.66
2014	69	70	68	71	278	4	69.50	T4	272,800.00
2017	76	66	71	74	287	4	71.75	T31	52,743.75
2018	72	66	70	73	281	4	70.25	T35	46,947.50
2019	71	66	66	68	271	4	67.75	2	982,800.00
2021	74	68	71	73	286	4	71.50	T16	155,775.00
2022	70	76	73	80	299	4	74.75	T67	25,200.00
2023	70	75	70	71	286	4	71.50	T9	545,000.00
Totals					4143	58	71.43		\$2,742,827.58

SCRIVENER, JASON

Year	1st	2nd	3rd	4th	Total	Rounds Played	Avg Score	Finish	Money
2020	74	78			152	2	76.00	CUT	0.00
Totals					152	2	76.00		\$0.00

SENDEN, JOHN

Year	1st	2nd	3rd	4th	Total	Rounds Played	Avg Score	Finish	Money
2007	71	72	73	70	286	4	71.50	T45	17,160.00
2008	71	78	73	81	303	4	75.75	67	12,360.00
2009	71	74	74	75	294	4	73.50	T53	13,890.00
2010	73	72	73	68	286	4	71.50	T33	30,375.00
2011	71	70	71	68	280	4	70.00	T7	174,116.67
2012	77	72			149	2	74.50	CUT	0.00
2013	71	72	76	75	294	4	73.50	T57	13,702.00
2015	71	71	74	73	289	4	72.25	T57	13,826.00
2016	69	70	68	70	277	4	69.25	T11	158,666.67
2018	73	69	75	MDF	217	3	72.33	T74	16,732.00
Totals					2675	37	72.30		\$450,828.34

SENIOR, PETER

Year	1st	2nd	3rd	4th	Total	Rounds Played	Avg Score	Finish	Money
1986	72	73	73	75	293	4	73.25	T67	1,512.00
Totals					293	4	73.25		\$1,512.00

SHARMA, SHUBHANKAR

Year	1st	2nd	3rd	4th	Total	Rounds Played	Avg Score	Finish	Money
2018	76	72			148	2	74.00	CUT	0.00
2019	73	71	69	78	291	4	72.75	T62	19,474.00
Totals					439	6	73.17		\$19,474.00

SHAW, TOM

Year	1st	2nd	3rd	4th	Total	Rounds Played	Avg Score	Finish	Money
1976	74	74	81	75	304	4	76.00	51	490.00
Totals					304	4	76.00		\$490.00

SHEARER, BOB

Year	1st	2nd	3rd	4th	Total	Rounds Played	Avg Score	Finish	Money
1976	76	77	72	77	302	4	75.50	T38	780.00
1977	77	79			156	2	78.00	CUT	0.00
1978	72	72	70	75	289	4	72.25	T7	7,686.50
1979	86				86	1	86.00	WD	0.00
1982	78	79			157	2	78.50	CUT	0.00
1984	74	72	77	74	297	4	74.25	T51	1,684.00
Totals					1287	17	75.71		\$10,150.50

SHEEHAN, PATRICK

Year	1st	2nd	3rd	4th	Total	Rounds Played	Avg Score	Finish	Money
2005	72	70	77	72	291	4	72.75	T61	11,715.00
Totals					291	4	72.75		\$11,715.00

SHEEHAN, PAUL

Year	1st	2nd	3rd	4th	Total	Rounds Played	Avg Score	Finish	Money
2005	73	71	73	74	291	4	72.75	T61	11,715.00
Totals					291	4	72.75		\$11,715.00

SHELTON, ROBBY

Year	1st	2nd	3rd	4th	Total	Rounds Played	Avg Score	Finish	Money
2021	71	71	73	74	289	4	72.25	T32	53,103.00
2023	75	75			150	2	75.00	CUT	0.00
Totals					439	6	73.17		\$53,103.00

SHIMADA, KOSAKU

Year	1st	2nd	3rd	4th	Total	Rounds Played	Avg Score	Finish	Money
1977	75	74	76	75	300	4	75.00	T55	840.00
Totals					300	4	75.00		\$840.00

SHORT JR, WES

Year	1st	2nd	3rd	4th	Total	Rounds Played	Avg Score	Finish	Money
2006	79	70			149	2	74.50	CUT	0.00
Totals					149	2	74.50		\$0.00

SIECKMANN, TOM

Year	1st	2nd	3rd	4th	Total	Rounds Played	Avg Score	Finish	Money
1986	70	76	70	79	295	4	73.75	T72	1,500.00
1989	76	77			153	2	76.50	CUT	0.00
1991	79	74			153	2	76.50	CUT	0.00
1992	72	75			147	2	73.50	CUT	0.00
1993	72	76			148	2	74.00	CUT	0.00
Totals					896	12	74.67		\$1,500.00

SIGEL, JAY

Year	1st	2nd	3rd	4th	Total	Rounds Played	Avg Score	Finish	Money
1980	76	73	72	71	292	4	73.00	T45	(A)
1981	76	76	75	78	305	4	76.25	T66	(A)
1982	75	74	78	72	299	4	74.75	T69	(A)
Totals					896	12	74.67		\$0.00

SIKES, DAN

Year	1st	2nd	3rd	4th	Total	Rounds Played	Avg Score	Finish	Money
1977	79	78			157	2	78.50	CUT	0.00
Totals					157	2	78.50		\$0.00

SILLS, TONY

Year	1st	2nd	3rd	4th	Total	Rounds Played	Avg Score	Finish	Money
1986	73	73	69	73	288	4	72.00	T47	1,858.00
1987	75	72			147	2	73.50	CUT	0.00
Totals					435	6	72.50		\$1,858.00

SIM, MICHAEL

Year	1st	2nd	3rd	4th	Total	Rounds Played	Avg Score	Finish	Money
2010	69	79			148	2	74.00	CUT	0.00
Totals					148	2	74.00		\$0.00

Player Records

SIMONS, JIM

Year	1st	2nd	3rd	4th	Total	Rounds Played	Avg Score	Finish	Money
1976	78	79	77	78	312	4	78.00	67	330.00
1977	73	74	76	73	296	4	74.00	T35	1,111.00
1978	68	69	73	74	284	4	71.00	1	50,000.00
1979	80	79			159	2	79.50	CUT	0.00
1980	77	74			151	2	75.50	CUT	0.00
1981	71	75	76	76	298	4	74.50	T46	1,830.00
1982	76	75			151	2	75.50	CUT	0.00
1983	75	76			151	2	75.50	CUT	0.00
1985	67	77	71	75	290	4	72.50	T15	9,833.33
1986	71	72	74	69	286	4	71.50	T39	2,668.00
1987	77	69	71	72	289	4	72.25	T54	2,710.00
1988	84	74			158	2	79.00	CUT	0.00
1989	75	79			154	2	77.00	CUT	0.00
1990	80	86			166	2	83.00	CUT	0.00
Totals					3145	42	74.88		\$68,482.33

SIMPSON, SCOTT

Year	1st	2nd	3rd	4th	Total	Rounds Played	Avg Score	Finish	Money
1980	72	72	69	72	285	4	71.25	T8	7,800.00
1981	71	74	72	75	292	4	73.00	T18	4,410.00
1982	71	69	71	74	285	4	71.25	T8	10,150.00
1983	71	77	73	75	296	4	74.00	T52	1,800.00
1984	79	74			153	2	76.50	CUT	0.00
1986	70	72	68	68	278	4	69.50	T7	17,313.34
1987	68	68	72	70	278	4	69.50	T9	19,480.00
1988	71	73	69	77	290	4	72.50	T33	5,862.50
1989	78	72	75	75	300	4	75.00	T64	3,600.00
1990	81	73	72		226	3	75.33	T32	5,533.33
1991	76	71	71	65	283	4	70.75	T18	16,800.00
1992	76	70			146	2	73.00	CUT	0.00
1993	75	70	74	71	290	4	72.50	T57	3,136.00
1994	68	72	72	71	283	4	70.75	T14	25,500.00
1995	68	70	74	68	280	4	70.00	T21	15,958.75
1996	74	69	74	80	297	4	74.25	T5	3,420.00
1999	75	70	76	70	291	4	72.75	T54	5,840.00
Totals					4553	63	72.27		\$146,603.92

SIMPSON, TIM

Year	1st	2nd	3rd	4th	Total	Rounds Played	Avg Score	Finish	Money
1979	79	82			161	2	80.50	CUT	0.00
1982	78	73			151	2	75.50	CUT	0.00
1984	74	78			152	2	76.00	CUT	0.00
1985	69	73	73	79	294	4	73.50	T34	3,320.00
1986	74	71	71	72	288	4	72.00	T47	1,858.00
1987	71	73	69	68	281	4	70.25	T21	9,660.00
1988	76	73	76	77	302	4	75.50	T3	2,500.00
1989	73	74	71	72	290	4	72.50	T24	8,921.67
1990	85				85	1	85.00	WD	0.00
Totals					2004	27	74.22		\$26,259.67

SIMPSON, WEBB

Year	1st	2nd	3rd	4th	Total	Rounds Played	Avg Score	Finish	Money
2009	73	71	73	76	293	4	73.25	T48	15,264.00
2010	73	75			148	2	74.00	CUT	0.00
2011	72	70	70	68	280	4	70.00	T7	174,116.67
2012	78	75			153	2	76.50	CUT	0.00
2013	75	76			151	2	75.50	CUT	0.00
2016	69	70	66	72	277	4	69.25	T11	158,666.66
2017	73	72	74	77	296	4	74.00	T67	17,661.00
2020	76	74			150	2	75.00	CUT	0.00
Totals					1748	24	72.83		\$365,708.33

SINDELAR, JOEY

Year	1st	2nd	3rd	4th	Total	Rounds Played	Avg Score	Finish	Money
1984	75	80			155	2	77.50	CUT	0.00
1985	74	72	77	75	298	4	74.50	T50	1,741.50
1986	71	68	72	71	282	4	70.50	T17	7,908.33
1987	66	76	70	69	281	4	70.25	T21	9,660.00
1988	70	73	74	77	294	4	73.50	T53	2,784.00
1989	80	79			159	2	79.50	CUT	0.00
1990	76	82			158	2	79.00	CUT	0.00
1991	73	69	75	70	287	4	71.75	T29	7,465.71
1992	69	65	67	73	274	4	68.50	T3	75,400.00
1993	70	72	73	69	284	4	71.00	T25	10,920.00
1994	75	76			151	2	75.50	CUT	0.00
1998	66	72	73	75	286	4	71.50	T44	7,040.00
1999	76	76			152	2	76.00	CUT	0.00
2000	76	75			151	2	75.50	CUT	0.00
2002	75	72			147	2	73.50	CUT	0.00
2004	76	73			149	2	74.50	CUT	0.00
2005	72	70	71	72	285	4	71.25	T30	34,925.00
2006	73	75	72	72	292	4	73.00	T42	20,700.00
Totals					4085	56	72.95		\$178,544.54

SINGH, JEEV M.

Year	1st	2nd	3rd	4th	Total	Rounds Played	Avg Score	Finish	Money
2007	76	76			152	2	76.00	CUT	0.00
2010	74	74			148	2	74.00	CUT	0.00
Totals					300	4	75.00		\$0.00

SINGH, VIJAY

Year	1st	2nd	3rd	4th	Total	Rounds Played	Avg Score	Finish	Money
1992	73	68	66	69	276	4	69.00	T7	37,830.00
1993	71	69	68	73	281	4	70.25	T16	22,400.00
1994	78	78			156	2	78.00	CUT	0.00
1995	69	67	71	70	277	4	69.25	T11	40,800.00
1996	72	73	70	74	289	4	72.25	T43	5,772.00
1997	70	65	67		202	3	67.33	1	342,000.00
1998	73	70	76	74	293	4	73.25	T68	4,466.00
1999	68	67	71	69	275	4	68.75	2	275,400.00
2000	72	69	68	77	286	4	71.50	T33	16,378.00
2001	70	66	73	71	280	4	70.00	T5	155,800.00
2002	69	67	72	69	277	4	69.25	T4	169,650.00
2003	67	69	72	71	279	4	69.75	T4	220,000.00
2004	73	72	71	71	287	4	71.75	T24	39,725.00
2005	77	74			151	2	75.50	CUT	0.00
2006	74	71	72	74	291	4	72.75	T38	25,300.00
2007	69	72	71	67	279	4	69.75	T15	93,000.00
2009	75	75			150	2	75.00	CUT	0.00
2010	71	72	66	71	280	4	70.00	T12	117,600.00
2011	73	72	76	65	286	4	71.50	T37	27,900.00
2012	72	73	69	75	289	4	72.25	T16	99,200.00
2013	74	74			148	2	74.00	CUT	0.00
2014	73	77			150	2	75.00	CUT	0.00
2015	71	67	71	69	278	4	69.50	T11	148,800.00
2017	76	73			149	2	74.50	CUT	\$0.00
2018	75	66	73	75	289	4	72.25	69	17,978.00
2020	71	74	78	77	300	4	75.00	T62	20,088.00
Totals					6498	91	71.41		\$1,880,087.00

SJOLAND, PATRIK

Year	1st	2nd	3rd	4th	Total	Rounds Played	Avg Score	Finish	Money
1999	83	77			160	2	80.00	CUT	0.00
Totals					160	2	80.00		\$0.00

SLOCUM, HEATH

Year	1st	2nd	3rd	4th	Total	Rounds Played	Avg Score	Finish	Money
2002	73	66	69	73	281	4	70.25	T19	58,500.00
2004	74	77			151	2	75.50	CUT	0.00
2006	74	71	74	72	291	4	72.75	T38	25,300.00
Totals					723	10	72.30		\$83,800.00

SLUMAN, JEFF

Year	1st	2nd	3rd	4th	Total	Rounds Played	Avg Score	Finish	Money
1987	76	76			152	2	76.00	CUT	0.00
1988	72	71	72	77	292	4	73.00	T41	3,837.14
1989	76	70	74		220	3	73.33	DQ	0.00
1990	85				85	1	85.00	WD	0.00
1992	68	75	65	74	282	4	70.50	T35	6,137.85
1994	80	72			152	2	76.00	CUT	0.00
1995	72	70	70	67	279	4	69.75	T19	22,950.00
1996	73	75			148	2	74.00	CUT	0.00
1998	73	70	75	77	295	4	73.75	70	4,400.00
2000	73	71	70	71	285	4	71.25	T25	22,669.00
2001	67	73	73	71	284	4	71.00	T15	65,600.00
2002	69	70	71	71	281	4	70.25	T19	58,500.00
2003	70	72	72	73	287	4	71.75	T18	70,000.00
2004	70	73	73	72	288	4	72.00	T33	27,150.00
2005	65	71	68	72	276	4	69.00	T3	286,000.00
2006	76	72	76	71	295	4	73.75	T57	12,765.00
2007	72	71	75	70	288	4	72.00	T55	13,620.00
Totals					4189	58	72.22		\$593,628.99

SMAIL, DAVID

Year	1st	2nd	3rd	4th	Total	Rounds Played	Avg Score	Finish	Money
2003	74	76			150	2	75.00	CUT	0.00
Totals					150	2	75.00		\$0.00

SMALLEY, ALEX

SMALL, ALEX					Rounds	Avg			
Year	1st	2nd	3rd	4th	Total	Played	Score	Finish	Money
2022	74	77			151	2	75.50	CUT	0.00
2023	80	73			153	2	76.50	CUT	0.00
Totals					304	4	76.00		\$0.00

Player Records

SMITH, BOB E.

Year	1st	2nd	3rd	4th	Total	Rounds Played	Avg Score	Finish	Money
1976	75	75	76	75	301	2	75.25	T35	1,030.00
1977	76	71	72	75	294	4	73.50	T21	1,986.25
1978	77	72	79	73	301	4	75.25	T55	815.88
Totals					896	12	74.67		\$3,832.13

SMITH, CAMERON

Year	1st	2nd	3rd	4th	Total	Rounds Played	Avg Score	Finish	Money
2015	74	75			149	2	74.50	CUT	0.00
2017	74	71	73	77	295	4	73.75	T65	18,183.00
2018	75	72			147	2	73.50	CUT	0.00
2019	77	74			151	2	75.50	CUT	0.00
2020	74	72	76	79	301	4	75.25	T68	19,158.00
2021	73	74			147	2	73.50	CUT	0.00
2022	67	69	72	77	285	4	71.25	T13	221,400.00
Totals					1475	20	73.75		\$258,741.00

SMITH, CHRIS

Year	1st	2nd	3rd	4th	Total	Rounds Played	Avg Score	Finish	Money
2001	66	71	81	76	294	4	73.50	T56	9,225.00
2002	75	69	71	73	288	4	72.00	T56	10,125.00
2003	73	72	84	75	304	4	76.00	68	10,200.00
2010	78	79			157	2	78.50	CUT	0.00
Totals					1043	14	74.50		\$29,550.00

SMITH, JERRY

Year	1st	2nd	3rd	4th	Total	Rounds Played	Avg Score	Finish	Money
2000	76	76			152	2	76.00	CUT	0.00
Totals					152	2	76.00		\$0.00

SMITH, MIKE

Year	1st	2nd	3rd	4th	Total	Rounds Played	Avg Score	Finish	Money
1985	75	80			155	2	77.50	CUT	0.00
1986	72	82			154	2	77.00	CUT	0.00
1991	76	70	75	76	297	4	74.25	T70	2,436.00
Totals					606	8	75.75		\$2,436.00

SNEAD, J.C.

Year	1st	2nd	3rd	4th	Total	Rounds Played	Avg Score	Finish	Money
1977	71	73	77	73	294	4	73.50	T21	1,986.25
1978	74	76			150	2	75.00	CUT	0.00
1979	76	73	77	72	298	4	74.50	T22	2,880.00
1980	71	70	72	80	293	4	73.25	T47	1,680.00
1981	73	74	73	79	299	4	74.75	T54	1,710.00
1982	76	69	71	75	291	4	72.75	T40	2,000.00
1983	73	76	73	74	296	4	74.00	T52	1,800.00
1984	76	75	74	76	301	4	75.25	T65	1,540.00
1987	72	74	74	71	291	4	72.75	T63	2,597.50
1988	72	71	76	73	292	4	73.00	T41	3,837.15
Totals					2805	38	73.82		\$20,030.90

SNEAD, SAM

Year	1st	2nd	3rd	4th	Total	Rounds Played	Avg Score	Finish	Money
1976	76	83			159	2	79.50	CUT	0.00
1982	81	77			158	2	79.00	CUT	0.00
Totals					317	4	79.25		\$0.00

SNEDEKER, BRANDT

Year	1st	2nd	3rd	4th	Total	Rounds Played	Avg Score	Finish	Money
2004	75	74			149	2	74.50	CUT	0.00
2007	74	74			148	2	74.00	CUT	0.00
2008	76	75			151	2	75.50	CUT	0.00
2010	75	72			147	2	73.50	CUT	0.00
2012	69	74			143	2	71.50	WD	0.00
2013	72	80			152	2	76.00	CUT	0.00
2022	72	74	72	77	295	4	73.75	T60	26,640.00
2023	73	72	73	74	292	4	73.00	T41	71,000.00
2024	79	71			150	2	75.00	CUT	0.00
Totals					1627	22	73.95		\$97,640.00

SNEED, ED

Year	1st	2nd	3rd	4th	Total	Rounds Played	Avg Score	Finish	Money
1976	73	71	73	76	293	4	73.25	T10	4,800.00
1977	74	74	75	76	299	4	74.75	T48	890.00
1978	69	70	78	71	288	4	72.00	T4	10,333.34
1979	71	78	75	69	293	4	73.25	6	10,800.00
1980	73	77	73	73	296	4	74.00	T57	1,585.00
1981	72	72	74	79	297	4	74.25	T41	2,020.00
1982	74	72	72	72	290	4	72.50	T34	2,275.00
1983	75	76			151	2	75.50	CUT	0.00
1984	74	74	75	80	303	4	75.75	70	1,500.00
Totals					2510	34	73.82		\$34,203.34

SONNIER, RANDY

Year	1st	2nd	3rd	4th	Total	Rounds Played	Avg Score	Finish	Money (A)
1985	71	74	83	83	311	4	77.75	72	
Totals					311	4	77.75		\$0.00

SOWARDS, BOB

Year	1st	2nd	3rd	4th	Total	Rounds Played	Avg Score	Finish	Money
2005	73	73	74	77	297	4	74.25	79	10,010.00
2008	78	82			160	2	80.00	CUT	0.00
Totals					457	6	76.17		\$10,010.00

SPAUN, J.J.

Year	1st	2nd	3rd	4th	Total	Rounds Played	Avg Score	Finish	Money
2017								WD	0.00
2018	77	71			148	2	74.00	CUT	0.00
2019	71	75			146	2	73.00	CUT	0.00
2023	72	71	70	77	290	4	72.50	T30	117,250.00
Totals					584	8	73.00		\$117,250.00

SPENCE, CRAIG

Year	1st	2nd	3rd	4th	Total	Rounds Played	Avg Score	Finish	Money
2000	78	72			150	2	75.00	CUT	0.00
Totals					150	2	75.00		\$0.00

SPIETH, JORDAN

Year	1st	2nd	3rd	4th	Total	Rounds Played	Avg Score	Finish	Money
2013	72	73	82	68	295	4	73.75	T63	13,206.00
2014	69	72	67	75	283	4	70.75	T19	65,237.77
2015	68	70	72	65	275	4	68.75	T3	359,600.00
2016	70	68	74	73	285	4	71.25	T57	18,955.00
2017	66	72	71	73	282	4	70.50	T13	174,000.00
2018	75	72			147	2	73.50	CUT	0.00
2019	66	70	69	73	278	4	69.50	T7	293,475.00
2020	70	70	74	75	289	4	72.25	T13	171,585.00
2021	76	67	71	73	287	4	71.75	T18	110,670.00
2022	70	74	69	73	286	4	71.50	T18	142,800.00
2023	69	72	72	71	284	4	71.00	T5	772,500.00
2024	74	75			149	2	74.50	CUT	0.00
Totals					3140	44	71.36		\$2,122,028.77

SPOSA, MIKE

Year	1st	2nd	3rd	4th	Total	Rounds Played	Avg Score	Finish	Money
2001	68	78	72	71	289	4	72.25	T40	16,810.00
Totals					289	4	72.25		\$16,810.00

SPRINGER, MIKE

Year	1st	2nd	3rd	4th	Total	Rounds Played	Avg Score	Finish	Money
1993	73	74			147	2	73.50	CUT	0.00
1994	72	71	78	69	290	4	72.50	T45	4,392.00
1995	72	78			150	2	75.00	CUT	0.00
Totals					587	8	73.38		\$4,392.00

STADLER, CRAIG

Year	1st	2nd	3rd	4th	Total	Rounds Played	Avg Score	Finish	Money
1977	84	79			163	2	81.50	CUT	0.00
1978	72	75	79	76	302	4	75.50	T63	780.00
1979	76	80	67	76	299	4	74.75	T27	2,220.00
1980	73	72	76	73	294	4	73.50	52	1,650.00
1981	70	71	71	75	287	4	71.75	T3	16,800.00
1982	74	73	73	76	296	4	74.00	T62	1,565.00
1983	77	79			156	2	78.00	CUT	0.00
1984	69	77	71	72	289	4	72.25	T16	7,750.00
1985	76	72	72	77	297	4	74.25	T45	2,014.00
1986	72	69	71	67	279	4	69.75	T10	13,335.00
1987	71	67	71	69	278	4	69.50	T9	19,480.00
1988	78	71	72	67	288	4	72.00	T22	8,978.34
1989	77	71	69	73	290	4	72.50	T24	8,921.67
1990	77	74	75		226	3	75.33	T32	5,533.33
1991	71	70	70	68	279	4	69.75	T4	52,800.00
1992	77	70			147	2	73.50	CUT	0.00
1993	73	72	73	69	287	4	71.75	T40	5,040.00
1994	71	73	73	77	294	4	73.50	T60	3,255.00
1995	68	74	68	74	284	4	71.00	T47	4,494.80
1996	72	71	74	69	286	4	71.50	T26	13,590.00
1997	76	68			144	2	72.00	WD	0.00
1998	67	73	70	70	280	4	70.00	T11	46,640.00
2002	73	69	70	70	282	4	70.50	T22	43,200.00
2003						0	0.00	WD	0.00
Totals					6027	83	72.61		\$258,047.14

Player Records

STADLER, KEVIN

Year	1st	2nd	3rd	4th	Total	Rounds Played	Avg Score	Finish	Money
2005	75	72			147	2	73.50	CUT	0.00
2006	74	73	78	74	299	4	74.75	T3	11,155.00
2010	69	75	72	74	290	4	72.50	T55	13,560.00
2011	71	68	75	70	284	4	71.00	T22	54,405.00
2012	72	73	71	73	289	4	72.25	T16	99,200.00
2013	79	70			149	2	74.50	CUT	0.00
2014	72	71	68	73	284	4	71.00	T28	38,646.66
Totals					1742	24	72.58		\$216,966.66

STALLINGS, SCOTT

Year	1st	2nd	3rd	4th	Total	Rounds Played	Avg Score	Finish	Money
2011	68	76	68	71	283	4	70.75	T20	77,500.00
2012	66	73	75	77	291	4	72.75	T25	40,776.92
2013	70	70	75	67	282	4	70.50	T4	272,800.00
2014	72	71	77	71	291	4	72.75	T65	12,834.00
2015	70	76			146	2	73.00	CUT	0.00
2019	69	74	73	72	288	4	72.00	T48	23,478.00
2022	76	76			152	2	76.00	CUT	0.00
2023	76	74			150	2	75.00	CUT	0.00
Totals					1883	26	72.42		\$427,388.92

STANDLY, MIKE

Year	1st	2nd	3rd	4th	Total	Rounds Played	Avg Score	Finish	Money
1992	69	68	71	75	283	4	70.75	T42	4,420.00
1993	69	72	74	72	287	4	71.75	T40	5,040.00
1994	76	72	74	75	297	4	74.25	69	3,060.00
1997	69	74	73		216	3	72.00	T46	5,006.50
Totals					1083	15	72.20		\$17,526.50

STANKOWSKI, PAUL

Year	1st	2nd	3rd	4th	Total	Rounds Played	Avg Score	Finish	Money
1996	73	66	67	74	280	4	70.00	T6	56,340.00
1997	73	71	69		213	3	71.00	T29	13,775.00
2001	72	71	74	75	292	4	73.00	T46	10,229.50
2002	75	71	74	76	296	4	74.00	T2	8,820.00
Totals					1081	15	72.07		\$89,164.50

STANLEY, KYLE

Year	1st	2nd	3rd	4th	Total	Rounds Played	Avg Score	Finish	Money
2011	72	73	71	70	286	4	71.50	T37	27,900.00
2012	75	74			149	2	74.50	CUT	0.00
2013	67	70	73	71	281	4	70.25	3	421,600.00
2014	74	68	80	76	298	4	74.50	T4	11,904.00
2017	74	67	71	68	280	4	70.00	T6	281,662.50
2018	67	66	70	70	273	4	68.25	P2	783,200.00
2019	74	72			146	2	73.00	CUT	0.00
2021	70	71	75	75	291	4	72.75	T42	33,015.00
Totals					2004	28	71.57		\$1,559,281.50

STEELE, BRENDAN

Year	1st	2nd	3rd	4th	Total	Rounds Played	Avg Score	Finish	Money
2011	70	71	76	72	289	4	72.25	T51	14,284.80
2012	72	75	74	77	298	4	74.50	T62	13,206.00
2013	79	81			160	2	80.00	CUT	0.00
2014	74	71			145	2	72.50	CUT	0.00
2015	71	67	73	80	291	4	72.75	T63	13,206.00
2016	65	67	75	71	278	4	69.50	T20	88,642.86
2017	72	73	72	76	293	4	73.25	T57	19,227.00
2019	71	73	75	68	287	4	71.75	T41	31,850.00
2020	68	75	71	75	289	4	72.25	T13	171,585.00
2021	69	73	75	73	290	4	72.50	T37	42,315.00
2022	69	76	68	71	284	4	71.00	T10	303,000.00
Totals					2904	40	72.60		\$697,316.66

STEFANI, SHAWN

Year	1st	2nd	3rd	4th	Total	Rounds Played	Avg Score	Finish	Money
2015	70	72	71	73	286	4	71.50	T40	21,727.56
2016	70	73			143	2	71.50	CUT	\$0.00
Totals					429	6	71.50		\$21,727.56

STENSON, HENRIK

Year	1st	2nd	3rd	4th	Total	Rounds Played	Avg Score	Finish	Money
2010	73	70	72	76	291	4	72.75	T60	13,020.00
2011	79	67			146	2	73.00	CUT	0.00
2012	74	68	71	80	293	4	73.25	T46	17,577.00
2013	71	73	75	72	291	4	72.75	T41	20,556.45
2018	71	66	72	69	278	4	69.50	T13	139,018.00
2019	70	70	75	71	286	4	71.50	T37	41,860.00
Totals					1585	22	72.05		\$232,031.45

STERNE, RICHARD

Year	1st	2nd	3rd	4th	Total	Rounds Played	Avg Score	Finish	Money
2009	74	71	74	71	290	4	72.50	T36	28,260.00
2015	74	72			146	2	73.00	CUT	0.00
Totals					436	6	72.67		\$28,260.00

STEVENS, SAM

Year	1st	2nd	3rd	4th	Total	Rounds Played	Avg Score	Finish	Money
2023	72	72	72	76	292	4	73.00	T41	71,000.00
Totals					292	4	73.00		\$71,000.00

STEWART, PAYNE

Year	1st	2nd	3rd	4th	Total	Rounds Played	Avg Score	Finish	Money
1982	71	75	80	72	298	4	74.50	T67	1,525.00
1983	70	74	71	72	287	4	71.75	T14	7,200.00
1984	67	75	72	69	283	4	70.75	T3	26,000.00
1985	71	70	75	75	291	4	72.75	T18	7,390.00
1986	72	69	69	68	278	4	69.50	T7	17,313.33
1987	74	69	70	71	284	4	71.00	T30	5,769.00
1988	72	69	67	75	283	4	70.75	T6	26,880.83
1989	70	73	73	65	281	4	70.25	3	60,440.00
1990	74	74	69		217	3	72.33	2	108,000.00
1991	79	68	72	69	288	4	72.00	T36	6,030.00
1992	72	70	66	66	274	4	68.50	T3	75,400.00
1993	69	66	67	74	276	4	69.00	3	95,200.00
1994	78	74			152	2	76.00	CUT	0.00
1995	70	75	71	71	287	4	71.75	T59	3,740.00
1996	68	70	75	72	285	4	71.25	T21	18,720.00
1997	76	72			148	2	74.00	CUT	0.00
1998	67	72	74	83	296	4	74.00	T1	4,356.00
1999	75	65	73	72	285	4	71.25	T24	20,181.43
Totals					4793	67	71.54		\$484,145.59

STOCKTON, DAVE

Year	1st	2nd	3rd	4th	Total	Rounds Played	Avg Score	Finish	Money
1976	77	77	72	73	299	4	74.75	T26	1,450.00
1977	71	76	73	74	294	4	73.50	T21	1,986.25
1982	76	77			153	2	76.50	CUT	0.00
1983	72	76	76	79	303	4	75.75	T69	1,605.00
1984	81	75			156	2	78.00	CUT	0.00
Totals					1205	16	75.31		\$5,041.25

STOLZ, ANDRE

Year	1st	2nd	3rd	4th	Total	Rounds Played	Avg Score	Finish	Money
2004	86				86	1	86.00	WD	0.00
Totals					86	1	86.00		\$0.00

STORM, GRAEME

Year	1st	2nd	3rd	4th	Total	Rounds Played	Avg Score	Finish	Money
2000	81	72			153	2	76.50	CUT	0.00
2008	79	81			160	2	80.00	CUT	0.00
Totals					313	4	78.25		\$0.00

STRAFACI, TYLER

Year	1st	2nd	3rd	4th	Total	Rounds Played	Avg Score	Finish	Money
2021	74	71	78	72	295	4	73.75	T57	21,111.00
Totals					295	4	73.75		\$21,111.00

STRAKA, SEPP

Year	1st	2nd	3rd	4th	Total	Rounds Played	Avg Score	Finish	Money
2020	73	72	79	75	299	4	74.75	61	20,739.00
2021	77	76			153	2	76.50	CUT	0.00
2022	71	70	74	76	291	4	72.75	T45	37,800.00
2023	71	69	73	75	288	4	72.00	T16	275,500.00
2024	72	70	68	76	286	4	71.50	T5	766,666.67
Totals					1317	18	73.17		\$1,100,705.67

Player Records

STRANGE, CURTIS

Year	1st	2nd	3rd	4th	Total	Rounds Played	Avg Score	Finish	Money
1978	69	76	77	70	292	4	73.00	T10	5,300.00
1979	73	81	76	75	305	4	76.25	T54	1,080.00
1980	73	73	71	73	290	4	72.50	T29	1,964.17
1982	79	73			152	2	76.00	CUT	0.00
1983	75	69	69	75	288	4	72.00	T17	5,060.00
1984	72	72	81	72	297	4	74.25	T51	1,684.00
1985	74	72	74	73	293	4	73.25	T31	3,833.34
1986	76	69	70	71	286	4	71.50	T39	2,668.00
1987	70	69	72	74	285	4	71.25	T35	4,863.75
1988	73	70	64	67	274	4	68.50	1	160,000.00
1989	78	69	69	73	289	4	72.25	T21	11,680.00
1990	80	70	73		223	3	74.33	T22	10,000.00
1991	72	71	76	71	290	4	72.50	T48	3,016.00
1992	72	67	68	72	279	4	69.75	T19	16,315.00
1993	72	72	76	70	290	4	72.50	T57	3,136.00
1994	74	69	73	67	283	4	70.75	T14	25,500.00
1995	73	72	73	70	288	4	72.00	T62	3,621.00
1996	72	71	74	70	287	4	71.75	T30	10,240.00
1997	73	69	73		215	3	71.67	T38	7,600.00
1998	77	75			152	2	76.00	CUT	0.00
1999	70	70	72	74	286	4	71.50	T31	15,459.25
2001	71	75	77	78	301	4	75.25	69	8,282.00
2002	75	75			150	2	75.00	CUT	0.00
Totals					6095	84	72.56		\$301,302.51

STREB, ROBERT

Year	1st	2nd	3rd	4th	Total	Rounds Played	Avg Score	Finish	Money
2014	72	67	69	76	284	4	71.00	T28	38,646.66
2015	73	67	71	70	281	4	70.25	T18	78,120.00
2016	68	73	64	73	278	4	69.50	T20	88,642.85
2018	71	72	80	MDF	223	3	74.33	80	16,020.00
2019	76	73			149	2	74.50	CUT	0.00
2021	77	74			151	2	75.50	CUT	0.00
2022	71	76			147	2	73.50	CUT	0.00
Totals					1513	21	72.05		\$221,429.51

STRECK, RON

Year	1st	2nd	3rd	4th	Total	Rounds Played	Avg Score	Finish	Money
1979	74	78	77	72	301	4	75.25	T36	1,490.66
1980	75	75	71	75	296	4	74.00	T57	1,585.00
1981	80	71	74	81	306	4	76.50	T70	1,525.00
1982	73	76	82	78	309	4	77.25	74	1,500.00
1983	73	76	72	72	293	4	73.25	T41	2,108.34
1984	75	79			154	2	77.00	CUT	0.00
1985	78	74			152	2	76.00	CUT	0.00
1986	72	75			147	2	73.50	CUT	0.00
Totals					1958	26	75.31		\$8,209.00

STREELMAN, KEVIN

Year	1st	2nd	3rd	4th	Total	Rounds Played	Avg Score	Finish	Money
2009	77	76			153	2	76.50	CUT	0.00
2010	70	73	74	69	286	4	71.50	T33	30,375.00
2011	74	68	72	66	280	4	70.00	T7	174,116.67
2012	73	76			149	2	74.50	CUT	0.00
2013	71	80			151	2	75.50	CUT	0.00
2014	74	73			147	2	73.50	CUT	0.00
2015	71	70	65	75	281	4	70.25	T18	78,120.00
2016	67	68	69	72	276	4	69.00	T8	246,500.00
2017	73	69	67	73	282	4	70.50	T13	174,000.00
2018	74	68	72	70	284	4	71.00	T44	25,721.00
2019	72	68	69	66	275	4	68.75	4	436,800.00
2020	75	71	78	73	297	4	74.25	T54	21,762.00
2021	72	72	73	68	285	4	71.25	T13	182,125.00
2022	77	72			149	2	74.50	CUT	0.00
2023	79	70			149	2	74.50	CUT	0.00
Totals					3444	48	71.75		\$1,369,519.67

STRICKER, STEVE

Year	1st	2nd	3rd	4th	Total	Rounds Played	Avg Score	Finish	Money
1994	72	75	69	73	289	4	72.25	T38	6,150.00
1995	73	72	72	73	290	4	72.50	T66	3,451.00
1996	72	70	70	70	282	4	70.50	T13	37,800.00
1997	73	72	70		215	3	71.67	T38	7,600.00
1998	71	72	68	73	284	4	71.00	T31	12,477.00
1999	69	70	73	73	285	4	71.25	T24	20,181.43
2000	74	72	73	76	295	4	73.75	T68	6,169.00
2001	74	70	72	72	288	4	72.00	T37	19,270.00
2007	72	75			147	2	73.50	CUT	0.00
2009	70	74	73	71	288	4	72.00	T27	40,800.00
2010	69	70	71	71	281	4	70.25	T17	93,000.00
2011	68	67	69	68	272	4	68.00	1	1,116,000.00
2012	73	70	75	76	294	4	73.50	T50	15,438.00
2014	71	70	70	68	279	4	69.75	T6	215,450.00
2015	69	73	76	68	286	4	71.50	T40	21,727.56
2017	74	68	69	78	289	4	72.25	T40	33,930.00
2019	69	76	67	71	283	4	70.75	T22	87,360.00
2020	73	67	77	73	290	4	72.50	T18	127,875.00
Totals					4937	69	71.55		\$1,864,678.99

STROUD, CHRIS

Year	1st	2nd	3rd	4th	Total	Rounds Played	Avg Score	Finish	Money
2009	77	75			152	2	76.00	CUT	0.00
2012	74	78			152	2	76.00	CUT	0.00
2013	69	77	69	78	293	4	73.25	T53	14,353.00
2014	74	68	74	76	292	4	73.00	T69	12,400.00
2015	70	68	72	74	284	4	71.00	T31	36,766.00
Totals					1173	16	73.31		\$63,519.00

STUARD, BRIAN

Year	1st	2nd	3rd	4th	Total	Rounds Played	Avg Score	Finish	Money
2013	72	77			149	2	74.50	CUT	0.00
2014	74	73			147	2	73.50	CUT	0.00
2015	68	75	74	73	290	4	72.50	T61	13,454.00
2016	69	72	77	73	291	4	72.75	T69	16,915.00
2017	70	74	71	77	292	4	73.00	T52	20,288.40
2018	72	70	72	76	290	4	72.50	T70	17,622.00
2019	78	65	71	71	285	4	71.25	T33	50,277.50
2020	75	75			150	2	75.00	CUT	0.00
Totals					1894	26	72.85		\$118,556.90

SUH, JUSTIN

Year	1st	2nd	3rd	4th	Total	Rounds Played	Avg Score	Finish	Money
2019	74	72			146	2	73.00	CUT	0.00
2023	70	66	77	79	292	4	73.00	T41	71,000.00
Totals					438	6	73.00		\$71,000.00

SULLIVAN, ANDY

Year	1st	2nd	3rd	4th	Total	Rounds Played	Avg Score	Finish	Money
2015	70	64	72	73	279	4	69.75	T13	116,250.00
Totals					279	4	69.75		\$116,250.00

SULLIVAN, MIKE

Year	1st	2nd	3rd	4th	Total	Rounds Played	Avg Score	Finish	Money
1979	74	85			159	2	79.50	CUT	0.00
1980	73	73	78	74	298	4	74.50	T65	1,536.50
1981	71	73	70	79	293	4	73.25	T24	3,090.00
1982	71	72	73	72	288	4	72.00	T22	3,404.00
1983	72	72	72	72	288	4	72.00	T17	5,060.00
1984	72	71	72	73	288	4	72.00	T13	10,000.00
1985	80	73			153	2	76.50	CUT	0.00
1986	71	75	69	71	286	4	71.50	T39	2,668.00
1987	80	73			153	2	76.50	CUT	0.00
1989	72	74	74	73	293	4	73.25	T41	5,100.00
1990	83	76			159	2	79.50	CUT	0.00
1995	67	76	77	72	292	4	73.00	T2	3,332.00
Totals					2950	40	73.75		\$34,190.50

SUMMERHAYS, DANIEL

Year	1st	2nd	3rd	4th	Total	Rounds Played	Avg Score	Finish	Money
2011	72	71	80	69	292	4	73.00	T63	12,896.00
2012	69	71	74	69	283	4	70.75	T4	272,800.00
2013	74	76			150	2	75.00	CUT	0.00
2014	74	70	68	72	284	4	71.00	T28	38,646.67
2015	74	70			144	2	72.00	CUT	0.00
2016	72	67	70	72	281	4	70.25	T38	34,000.00
2017	66	69	68	78	281	4	70.25	T10	217,500.00
2018	75	76			151	2	75.50	CUT	0.00
Totals					1866	26	71.77		\$575,842.67

Player Records

SURI, JULIAN

Year	1st	2nd	3rd	4th	Total	Rounds Played	Avg Score	Finish	Money
2018	71	67	70	72	280	280	70.00	T29	56,589.17
Totals					280	4	70.00		\$56,589.17

SUTHERLAND, DAVID

Year	1st	2nd	3rd	4th	Total	Rounds Played	Avg Score	Finish	Money
2000	84	75			159	2	79.50	CUT	0.00
Totals					159	2	79.50		\$0.00

SUTHERLAND, KEVIN

Year	1st	2nd	3rd	4th	Total	Rounds Played	Avg Score	Finish	Money
1997	75	73			148	2	74.00	CUT	0.00
1998	70	73	70	78	291	4	72.75	T64	4,620.00
1999	73	74	78	74	299	4	74.75	T72	4,972.50
2000	76	73			149	2	74.50	CUT	0.00
2001	69	72	71	71	283	4	70.75	T11	90,200.00
2002	73	71	71	77	292	4	73.00	69	9,090.00
2003	73	71	73	77	294	4	73.50	T45	15,050.00
2004	71	70	72	75	288	4	72.00	T33	27,150.00
2009	69	75	73	70	287	4	71.75	T23	55,200.00
2010	72	72	72	74	290	4	72.50	T55	13,560.00
Totals					2621	36	72.81		\$219,842.50

SUTTON, HAL

Year	1st	2nd	3rd	4th	Total	Rounds Played	Avg Score	Finish	Money
1981	78	77			155	2	77.50	CUT	0.00
1982	71	69	75	72	287	4	71.75	T16	5,075.00
1983	72	73	71	71	287	4	71.75	T14	7,200.00
1984	71	73	73	68	285	4	71.25	T6	17,375.00
1985	72	75	70	75	292	4	73.00	T24	4,784.72
1986	68	69	66	68	271	4	67.75	1	100,000.00
1987	74	64	68	72	278	4	69.50	T9	19,480.00
1988	75	70	69	77	291	4	72.75	T35	5,011.66
1989	78	73			151	2	75.50	CUT	0.00
1990	79	78	71		228	3	76.00	T43	2,922.00
1991	75	69	73	70	287	4	71.75	T29	7,465.72
1992	70	74	73	74	291	4	72.75	75	2,470.00
1993	74	79			153	2	76.50	CUT	0.00
1994	73	76			149	2	74.50	CUT	0.00
1995	69	73	73	75	290	4	72.50	T66	3,451.00
1996	74	72	67	73	286	4	71.50	T26	13,590.00
1997	73	72	70		215	3	71.67	T38	7,600.00
2000	71	71	67	70	279	4	69.75	T8	93,000.00
2001	71	71	75	76	293	4	73.25	T53	9,539.34
Totals					4768	66	72.24		\$298,964.44

SVENSSON, ADAM

Year	1st	2nd	3rd	4th	Total	Rounds Played	Avg Score	Finish	Money
2022	72	71	76	72	291	4	72.75	T45	37,800.00
2023	77	74			151	2	75.50	CUT	0.00
2024	72	73	76	72	293	4	73.25	T27	143,500.00
Totals					735	10	73.50		\$181,300.00

SVOBODA, ANDREW

Year	1st	2nd	3rd	4th	Total	Rounds Played	Avg Score	Finish	Money
2014	72	69	68	74	283	4	70.75	T19	65,237.77
2015	70	70	77	72	289	4	72.25	T57	13,826.00
Totals					572	8	71.50		\$79,063.77

SWAFFORD, HUDSON

Year	1st	2nd	3rd	4th	Total	Rounds Played	Avg Score	Finish	Money
2015	71	70	79	71	291	4	72.75	T63	13,206.00
2016	66	71	69	75	281	4	70.25	T38	34,000.00
2017	72	77			149	2	74.50	CUT	0.00
2021	72	73	78	73	296	4	74.00	T62	20,460.00
2022	76	75			151	2	75.50	CUT	0.00
Totals					1168	16	73.00		\$67,666.00

TANAKA, HIDEMICHI

Year	1st	2nd	3rd	4th	Total	Rounds Played	Avg Score	Finish	Money
1999	74	71	72	80	297	4	74.25	T70	5,074.50
2001	74	75			149	2	74.50	CUT	0.00
2003	70	72	79	72	293	4	73.25	T40	19,500.00
2004	73	75	72	68	288	4	72.00	T33	27,150.00
Totals					1027	14	73.36		\$51,724.50

TANIGUCHI, TORU

Year	1st	2nd	3rd	4th	Total	Rounds Played	Avg Score	Finish	Money
2001	68	74	69	69	280	4	70.00	T5	155,800.00
2002	74	68	75	73	290	4	72.50	T65	9,315.00
2005	75	73			148	2	74.00	CUT	0.00
Totals					718	10	71.80		\$165,115.00

TAPIE, ALAN

Year	1st	2nd	3rd	4th	Total	Rounds Played	Avg Score	Finish	Money
1976	74	71	71	78	294	4	73.50	T12	3,866.66
1977	78	76			154	2	77.00	CUT	0.00
1978	70	74	81	79	304	4	76.00	67	765.00
1979	75	76	73	73	297	4	74.25	T16	4,350.00
1980	71	71	75	71	288	4	72.00	T20	3,250.00
1981	73	73	76	74	296	4	74.00	T35	2,250.00
Totals					1633	22	74.23		\$14,481.66

TAYLOR, BEN

Year	1st	2nd	3rd	4th	Total	Rounds Played	Avg Score	Finish	Money
2023	73	80			153	2	76.50	CUT	0.00
Totals					153	2	76.50		\$0.00

TAYLOR, NICK

Year	1st	2nd	3rd	4th	Total	Rounds Played	Avg Score	Finish	Money
2015	74	73			147	2	73.50	CUT	0.00
2017	69	76	71	75	291	4	72.75	T49	21,982.00
2020	74	75			149	2	74.50	CUT	0.00
2021	68	74	77	72	291	4	72.75	T42	33,015.00
2024	73	73	74	73	293	4	73.25	T27	143,500.00
Totals					1171	16	73.19		\$198,497.00

TAYLOR, VAUGHN

Year	1st	2nd	3rd	4th	Total	Rounds Played	Avg Score	Finish	Money
2005	72	70	70	72	284	4	71.00	T24	44,550.00
2006	70	72	70	68	280	4	70.00	T7	179,208.34
2008	71	73	70	77	291	4	72.75	T26	45,300.00
2010	75	69	71	76	291	4	72.75	T60	13,020.00
2011	72	76			148	2	74.00	CUT	0.00
2016	71	73			144	2	72.00	CUT	0.00
2017	73	71	77	78	299	4	74.75	T73	16,791.00
2019	67	72	72	77	288	4	72.00	T48	23,478.00
2020	76	74			150	2	75.00	CUT	0.00
2021	69	72	71	75	287	4	71.75	T18	110,670.00
Totals					2462	34	72.41		\$433,017.34

TEATER, JOSH

Year	1st	2nd	3rd	4th	Total	Rounds Played	Avg Score	Finish	Money
2010	73	80			153	2	76.50	CUT	0.00
2011	67	72	77	72	288	4	72.00	T45	17,732.00
2013	67	79	75	73	294	4	73.50	T57	13,702.00
2014	71	72	76	72	291	4	72.75	T65	12,834.00
Totals					1026	14	73.29		\$44,268.00

TENNYSON, BRIAN

Year	1st	2nd	3rd	4th	Total	Rounds Played	Avg Score	Finish	Money
1988	79	75			154	2	77.00	CUT	0.00
1990	78	75	76		229	3	76.33	T53	2,293.33
1991	70	74	72	73	289	4	72.25	T38	4,560.00
Totals					672	9	74.67		\$6,853.33

TERAVAINEN, PETER

Year	1st	2nd	3rd	4th	Total	Rounds Played	Avg Score	Finish	Money
1997	76	74			150	2	75.00	CUT	0.00
Totals					150	2	75.00		\$0.00

TEWELL, DOUG

Year	1st	2nd	3rd	4th	Total	Rounds Played	Avg Score	Finish	Money
1978	73	73	75	80	301	4	75.25	T55	815.87
1980	77	76			153	2	76.50	CUT	0.00
1983	76	71	70	72	289	4	72.25	T25	3,540.00
1984	72	72	72	73	289	4	72.25	T16	7,750.00
1985	71	71	74	73	289	4	72.25	T10	12,856.00
1986	66	70	70	73	279	4	69.75	T10	13,335.00
1988	74	73	74	68	289	4	72.25	T28	6,580.00
1989	77	72	78	76	303	4	75.75	68	3,540.00
1991	69	69	72	71	281	4	70.25	T8	30,000.00
1992	68	71	69	74	282	4	70.50	T35	6,137.86
1998	73	67	74	74	288	4	72.00	T51	5,148.00
1999	75	71	73	76	295	4	73.75	T67	5,227.50
Totals					3338	46	72.57		\$95,108.23

THATCHER, ROLAND

Year	1st	2nd	3rd	4th	Total	Rounds Played	Avg Score	Finish	Money
2011	76	74			150	2	75.00	CUT	0.00
Totals					150	2	75.00		\$0.00

Player Records

THEEGALA, SAHITH

Year	1st	2nd	3rd	4th	Total	Rounds Played	Avg Score	Finish	Money
2021	69	76	73	71	289	4	72.25	T32	53,103.00
2022	68	75	68	71	282	4	70.50	T5	411,600.00
2023	76	70	75	76	297	4	74.25	T58	45,600.00
2024	73	71	69	75	288	4	72.00	T12	430,333.33
Totals					1156	16	72.25		\$940,636.33

THOMAS, JUSTIN

Year	1st	2nd	3rd	4th	Total	Rounds Played	Avg Score	Finish	Money
2014	73	68	72	72	285	4	71.25	T37	25,420.00
2015	69	76			145	2	72.50	CUT	0.00
2016	77	77			154	2	77.00	CUT	0.00
2017	67	71	69	72	279	4	69.75	T4	382,800.00
2018	72	69	68	68	277	4	69.25	T8	240,300.00
2019	71	80			151	2	75.50	CUT	0.00
2020	74	67	75	74	290	4	72.50	T18	127,875.00
2021	69	72	75	75	291	4	72.75	T42	33,015.00
2023	75	75			150	2	75.00	CUT	0.00
2024	71	77	74	72	294	4	73.50	T33	106,500.00
Totals					2316	32	72.38		\$915,910.00

THOMPSON, BARNEY

Year	1st	2nd	3rd	4th	Total	Rounds Played	Avg Score	Finish	Money
1981	73	81			154	2	77.00	CUT	0.00
Totals					154	2	77.00		\$0.00

THOMPSON, DAVIS

Year	1st	2nd	3rd	4th	Total	Rounds Played	Avg Score	Finish	Money
2023	72	75	76	73	296	4	74.00	T56	\$46,400.00
2024	73	73	74	73	293	4	73.25	T27	143,500.00
Totals					589	8	73.63		\$189,900.00

THOMPSON, LEONARD

Year	1st	2nd	3rd	4th	Total	Rounds Played	Avg Score	Finish	Money
1976	77	77	83	83	320	4	80.00	T1	0.00
1977	76	72	78	73	299	4	74.75	T48	890.00
1978	73	72	75	80	300	4	75.00	T53	865.00
1979	78	75	72	73	298	4	74.50	T22	2,880.00
1980	73	70	71	73	287	4	71.75	T16	4,650.00
1981	78	73	81	76	308	4	77.00	T73	1,500.00
1982	74	72	73	75	294	4	73.50	T55	1,680.00
1983	81	75			156	2	78.00	CUT	0.00
1984	72	80			152	2	76.00	CUT	0.00
1990	77	75	78		230	3	76.67	T59	2,180.00
Totals					2644	35	75.54		\$14,645.00

THOMPSON, MICHAEL

Year	1st	2nd	3rd	4th	Total	Rounds Played	Avg Score	Finish	Money
2012	74	79			153	2	76.50	CUT	0.00
2013	69	76	70	69	284	4	71.00	T8	167,400.00
2014	67	76	72	70	285	4	71.25	T37	25,420.00
2019	71	71	71	68	281	4	70.25	T14	163,800.00
2021	70	73	73	81	297	4	74.25	64	20,181.00
Totals					1300	18	72.22		\$376,801.00

THOMPSON, NICHOLAS

Year	1st	2nd	3rd	4th	Total	Rounds Played	Avg Score	Finish	Money
2008	75	83			158	2	79.00	CUT	0.00
2009	69	75	78	73	295	4	73.75	T58	13,320.00
2013	78	73			151	2	75.50	CUT	0.00
2014	70	75			145	2	72.50	CUT	0.00
Totals					749	10	74.90		\$13,320.00

THORPE, JIM

Year	1st	2nd	3rd	4th	Total	Rounds Played	Avg Score	Finish	Money
1979	82				82	1	82.00	DQ	0.00
1983	74	69	70	70	283	4	70.75	4	19,200.00
1984	70	73	75	71	289	4	72.25	T16	7,750.00
1985	75	78			153	2	76.50	CUT	0.00
1986	73	69	76	71	289	4	72.25	T52	1,686.00
1987	70	68	72	77	287	4	71.75	T46	3,021.43
1988	76	79			155	2	77.50	CUT	0.00
1990	79	78	71		228	3	76.00	T43	2,922.00
1991	75	76			151	2	75.50	CUT	0.00
1992	75	75			150	2	75.00	CUT	0.00
1994	70	75	72	71	288	4	72.00	T35	7,725.00
Totals					2355	32	73.59		\$42,304.43

TODD, BRENDON

Year	1st	2nd	3rd	4th	Total	Rounds Played	Avg Score	Finish	Money
2014	71	68	69	72	280	4	70.00	T8	167,400.00
2015	67	68	71	74	280	4	70.00	T17	99,200.00
2016	72	75			147	2	73.50	CUT	0.00
2020	75	72	68	76	291	4	72.75	T22	78,120.00
2021	72	72	74	76	294	4	73.50	T53	21,994.50
2023	79				79	1	79.00	WD	0.00
2024	75	75			150	2	75.00	CUT	0.00
Totals					1521	21	72.43		\$366,714.50

TODD, RICK

Year	1st	2nd	3rd	4th	Total	Rounds Played	Avg Score	Finish	Money
1996	71	73	72	75	291	4	72.75	T56	3,960.00
Totals					291	4	72.75		\$3,960.00

TOLEDO, ESTEBAN

Year	1st	2nd	3rd	4th	Total	Rounds Played	Avg Score	Finish	Money
1998	73	70	73	73	289	4	72.25	T58	4,884.00
2001	76	70	82	74	302	4	75.50	70	8,200.00
Totals					591	8	73.88		\$13,084.00

TOLLES, TOMMY

Year	1st	2nd	3rd	4th	Total	Rounds Played	Avg Score	Finish	Money
1996	73	73	72	68	286	4	71.50	T26	13,590.00
1997	70	64	71		205	3	68.33	T4	78,533.34
1998	74	74			148	2	74.00	CUT	0.00
1999	76	80			156	2	78.00	CUT	0.00
Totals					795	11	72.27		\$92,123.34

TOMS, DAVID

Year	1st	2nd	3rd	4th	Total	Rounds Played	Avg Score	Finish	Money
1992	71	72	71	67	281	4	70.25	T26	8,847.22
1998	72	73	70	73	288	4	72.00	T51	5,148.00
1999	75	79			154	2	77.00	CUT	0.00
2005	70	70	64	74	278	4	69.50	T8	148,500.00
Totals					1001	14	71.50		\$162,495.22

TRACY, ETHAN

Year	1st	2nd	3rd	4th	Total	Rounds Played	Avg Score	Finish	Money
2016	71	75			146	2	73.00	CUT	\$0.00
Totals					146	2	73.00		\$0.00

TRAHAN, D.J.

Year	1st	2nd	3rd	4th	Total	Rounds Played	Avg Score	Finish	Money
2007	69	71	71	73	284	4	71.00	T35	28,950.00
2008	73	76	78	72	299	4	74.75	T62	12,900.00
2009	73	74	69	77	293	4	73.25	T48	15,264.00
2010	73	69	77	72	291	4	72.75	T60	13,020.00
2011	77				77	1	77.00	WD	0.00
Totals					1244	17	73.18		\$70,134.00

TRAINER, MARTIN

Year	1st	2nd	3rd	4th	Total	Rounds Played	Avg Score	Finish	Money
2019	75	83			158	2	79.00	CUT	0.00
Totals					158	2	79.00		\$0.00

TRAUB, JOHN

Year	1st	2nd	3rd	4th	Total	Rounds Played	Avg Score	Finish	Money
1981	81	77			158	2	79.00	CUT	0.00
Totals					158	2	79.00		\$0.00

TREVINO, LEE

Year	1st	2nd	3rd	4th	Total	Rounds Played	Avg Score	Finish	Money
1976	79	74	70	72	295	4	73.75	T15	3,200.00
1977	72	74	72	71	289	4	72.25	T7	6,375.00
1979	74	81			155	2	77.50	WD	0.00
1982	78	73			151	2	75.50	CUT	0.00
1983	75	73	75	73	296	4	74.00	T52	1,800.00
1984	74	78			152	2	76.00	CUT	0.00
Totals					1338	18	74.33		\$11,375.00

Player Records

TRINGALE, CAMERON

Year	1st	2nd	3rd	4th	Total	Rounds Played	Avg Score	Finish	Money
2011	77	69			146	2	73.00	CUT	0.00
2012	72	74	73	72	291	4	72.75	T25	40,776.92
2013	71	71	74	70	286	4	71.50	T16	93,000.00
2014	73	70	70	72	285	4	71.25	T37	25,420.00
2015	78	72			150	2	75.00	CUT	0.00
2016	71	72			143	2	71.50	CUT	0.00
2021	70	76	73	69	288	4	72.00	T26	67,890.00
2022	73	70	71	78	292	4	73.00	T48	32,040.00
Totals					1881	26	72.35		\$259,126.92

TRIPLETT, KIRK

Year	1st	2nd	3rd	4th	Total	Rounds Played	Avg Score	Finish	Money
1992	84	66			150	2	75.00	CUT	0.00
1994	72	71	69	73	285	4	71.25	T24	13,800.00
1995	73	75			148	2	74.00	CUT	0.00
1996	75	77			152	2	76.00	CUT	0.00
1997	70	72	72		214	3	71.33	T32	10,513.33
1998	67	71	70	73	281	4	70.25	T16	30,863.00
1999	78	76			154	2	77.00	CUT	0.00
2004	75	77			152	2	76.00	CUT	0.00
2005	74	69	71	70	284	4	71.00	T24	44,550.00
2006	73	70	73	70	286	4	71.50	T18	63,077.50
Totals					2106	29	72.62		\$162,803.83

TRYBA, TED

Year	1st	2nd	3rd	4th	Total	Rounds Played	Avg Score	Finish	Money
1994	70	76	76	68	290	4	72.50	T45	4,392.00
1996	72	72	74	76	294	4	73.50	T69	3,618.00
1997	80	71			151	2	75.50	CUT	0.00
1998	67	71	68	73	279	4	69.75	T7	66,275.00
1999	73	74	78	75	300	4	75.00	T74	4,896.00
2000	72	74	72	76	294	4	73.50	67	6,448.00
Totals					1608	22	73.09		\$85,629.00

TURNESA, MARC

Year	1st	2nd	3rd	4th	Total	Rounds Played	Avg Score	Finish	Money
2009	72	73	78	78	301	4	75.25	T74	11,580.00
Totals					301	4	75.25		\$11,580.00

TWAY, BOB

Year	1st	2nd	3rd	4th	Total	Rounds Played	Avg Score	Finish	Money
1981	76	73	74	82	305	4	76.25	T66	(A)
1986	70	73	72	70	285	4	71.25	T29	3,628.00
1987	73	76			149	2	74.50	CUT	0.00
1988	74	74	76	72	296	4	74.00	T61	2,647.50
1989	71	69	68	69	277	4	69.25	1	160,000.00
1990	75	83			158	2	79.00	CUT	0.00
1991	69	70	74	72	285	4	71.25	T23	11,040.00
1992	76				76	1	WD	0.00	0.00
1993	76	76			152	2	76.00	CUT	0.00
1994	71	77	69	72	289	4	72.25	T38	6,150.00
1995	72	66	70	73	281	4	70.25	T29	11,050.00
1996	72	74	71	72	289	4	72.25	T43	5,772.00
1997	74	66	69		209	3	69.67	T10	45,600.00
1998	70	73	68	70	281	4	70.25	T16	30,863.00
1999	72	75	71	69	287	4	71.75	T35	11,777.38
2000	74	69	70	79	292	4	73.25	G3	6,696.00
2001	72	72	68	76	288	4	72.00	T37	19,270.00
2002	65	71	68	73	277	4	69.25	T4	169,650.00
2003	69	72	74	77	292	4	73.00	T34	25,250.00
2004	73	80			153	2	76.50	CUT	0.00
2005	72	73	71	74	290	4	72.50	T57	12,265.00
2006	74	74	73	70	291	4	72.75	T38	25,300.00
2007	69	72	68	77	286	4	71.50	T45	17,160.00
Totals					5788	80	72.35		\$564,118.88

TWAY, KEVIN

Year	1st	2nd	3rd	4th	Total	Rounds Played	Avg Score	Finish	Money
2017	77	75			152	2	76.00	CUT	\$0.00
2018	75	67	74	72	288	4	72.00	T65	18,423.00
2020	78	79			157	2	78.50	CUT	\$0.00
Totals					597	8	74.63		\$18,423.00

TWIGGS, GREG

Year	1st	2nd	3rd	4th	Total	Rounds Played	Avg Score	Finish	Money
1989	81	74			155	2	77.50	CUT	0.00
1993	70	69	71	72	282	4	70.50	T19	18,200.00
1994	78	82			160	2	80.00	CUT	0.00
Totals					597	8	74.63		\$18,200.00

TWITTY, HOWARD

Year	1st	2nd	3rd	4th	Total	Rounds Played	Avg Score	Finish	Money
1976	72	84	72	68	296	4	74.00	T18	2,400.00
1977	73	84			157	2	78.50	CUT	0.00
1978	75	71	73	74	293	4	73.25	T15	3,750.00
1979	75	76	74	69	294	4	73.50	T7	9,350.00
1980	73	75	74	77	299	4	74.75	T67	1,526.50
1981	76	81			157	2	78.50	CUT	0.00
1982	73	70	70	73	286	4	71.50	T11	7,420.00
1983	75	81			156	2	78.00	CUT	0.00
1987	75	77			152	2	76.00	CUT	0.00
1988	73	75	72	77	297	4	74.25	T63	2,603.34
1993	75	77			152	2	76.00	CUT	0.00
1994	78	78			156	2	78.00	CUT	0.00
Totals					2695	36	74.86		\$27,049.84

UIHLEIN, PETER

Year	1st	2nd	3rd	4th	Total	Rounds Played	Avg Score	Finish	Money
2017	76	69	68	73	286	4	71.50	T25	66,410.00
2018	69	70	70	66	275	4	68.75	5	356,000.00
2019	77	71			148	2	74.00	CUT	0.00
Totals					709	10	70.90		\$422,410.00

UPPER, BRETT

Year	1st	2nd	3rd	4th	Total	Rounds Played	Avg Score	Finish	Money
1985	73	73	72	74	292	4	73.00	T24	4,784.71
1986	72	74	74	73	293	4	73.25	T67	1,512.00
Totals					585	8	73.13		\$6,296.71

URESTI, OMAR

Year	1st	2nd	3rd	4th	Total	Rounds Played	Avg Score	Finish	Money
1996	76	73			149	2	74.50	CUT	0.00
1997	75	70	76		221	3	73.67	T67	3,800.00
Totals					370	5	74.00		\$3,800.00

UTLEY, STAN

Year	1st	2nd	3rd	4th	Total	Rounds Played	Avg Score	Finish	Money
1990	84	78			162	2	81.00	CUT	0.00
Totals					162	2	81.00		\$0.00

VALENTINE, TOMMY

Year	1st	2nd	3rd	4th	Total	Rounds Played	Avg Score	Finish	Money
1982	78	81			159	2	79.50	CUT	0.00
1983	78	77			155	2	77.50	CUT	0.00
Totals					314	4	78.50		\$0.00

VAN DE VELDE, JEAN

Year	1st	2nd	3rd	4th	Total	Rounds Played	Avg Score	Finish	Money
2001	75	73			148	2	74.00	CUT	0.00
Totals					148	2	74.00		\$0.00

VAN PELT, BO

Year	1st	2nd	3rd	4th	Total	Rounds Played	Avg Score	Finish	Money
2004	76	75			151	2	75.50	CUT	0.00
2005	67	72	69	68	276	4	69.00	T3	286,000.00
2006	70	72	73	78	293	4	73.25	T46	15,640.00
2007	74	72	70	65	281	4	70.25	T23	51,900.00
2008	71	76	73	72	292	4	73.00	T30	34,133.33
2009	81	70			151	2	75.50	CUT	0.00
2010	70	69	68	69	276	4	69.00	T3	348,000.00
2011	72	70	72	67	281	4	70.25	T13	112,840.00
2012	73	69	75	71	288	4	72.00	T13	119,866.67
2013	73	69	72	73	287	4	71.75	T21	58,202.50
2014	72	72	66	73	283	4	70.75	T19	65,237.78
2015	64	72	78	72	286	4	71.50	T40	21,727.56
Totals					3145	44	71.48		\$1,113,547.84

VAN ROOYEN, ERIK

Year	1st	2nd	3rd	4th	Total	Rounds Played	Avg Score	Finish	Money
2020	76	69	73	73	291	4	72.75	T22	78,120.00
2022	75	73			148	2	74.00	CUT	0.00
Totals					439	6	73.17		\$78,120.00

VARNER III, HAROLD

Year	1st	2nd	3rd	4th	Total	Rounds Played	Avg Score	Finish	Money
2016	68	67	71	79	285	4	71.25	T57	18,955.00
2017	73	71	70	70	284	4	71.00	T19	113,100.00
2019	74	75			149	2	74.50	CUT	0.00
2020	77	72			149	2	74.50	CUT	0.00
2021	72	73	75	72	292	4	73.00	T47	26,009.00
Totals					1159	16	72.44		\$158,064.00

Player Records

VEGAS, JHONATTAN

Year	1st	2nd	3rd	4th	Total	Rounds Played	Avg Score	Finish	Money
2011	79	68			147	2	73.50	CUT	0.00
2012	74	73	75	74	296	4	74.00	T56	14,074.00
2016	76	77			153	2	76.50	CUT	0.00
2018	75	67	68	73	283	4	70.75	T40	35,600.00
2019	72	74			146	2	73.00	CUT	0.00
2022	69	69	71	81	290	4	72.50	T37	51,000.00
Totals					1315	18	73.06		\$100,674.00

VERIATO, STEVE

Year	1st	2nd	3rd	4th	Total	Rounds Played	Avg Score	Finish	Money
1978	77	73			150	2	75.00	CUT	0.00
Totals					150	2	75.00		\$0.00

VERPLANK, SCOTT

Year	1st	2nd	3rd	4th	Total	Rounds Played	Avg Score	Finish	Money
1987	73	74			147	2	73.50	CUT	0.00
1988	73	69	68	75	285	4	71.25	T15	15,833.33
1989	72	73	69	70	284	4	71.00	T6	32,610.00
1990	77	77	71		225	3	75.00	T30	6,650.00
1991	76	80			156	2	78.00	CUT	0.00
1995	74	69	71	67	281	4	70.25	T29	11,050.00
1996	73	76			149	2	74.50	CUT	0.00
1998	72	70	71	72	285	4	71.25	T38	9,240.00
1999	71	73	70	75	289	4	72.25	T48	6,579.00
2000	71	72	73	68	284	4	71.00	T20	34,844.00
2001	66	72	72	76	286	4	71.50	T24	33,210.00
2002	72	68	74	73	287	4	71.75	T49	10,902.86
2003	69	78			147	2	73.50	CUT	0.00
2005	75	66	67	71	279	4	69.75	T13	110,000.00
2006	73	75	74	72	294	4	73.50	T52	13,409.00
Totals					3678	51	72.12		\$284,328.19

VILLEGAS, CAMILO

Year	1st	2nd	3rd	4th	Total	Rounds Played	Avg Score	Finish	Money
2006	77	76			153	2	76.50	CUT	0.00
2007	69	71	72	71	283	4	70.75	T31	36,375.00
2009	71	74	73	71	289	4	72.25	T34	33,150.00
2010	77	68	70	70	285	4	71.25	T28	40,800.00
2011	73	69	71	72	285	4	71.25	T30	36,845.71
2012	73	74	82	74	303	4	75.75	T70	12,338.00
2013	72	71	76	72	291	4	72.75	T41	20,556.44
2014	71	68	72	74	285	4	71.25	T37	25,420.00
2015	73	68	72	73	286	4	71.50	T40	21,727.55
2016	69	72	72	75	288	4	72.00	T65	17,765.00
2017	74	68	75	77	294	4	73.50	T63	18,531.00
2021	73	75			148	2	74.00	CUT	0.00
2022	73	72	78	71	294	4	73.50	T53	27,994.29
Totals					3484	48	72.58		\$291,502.99

VOGES, MITCH

Year	1st	2nd	3rd	4th	Total	Rounds Played	Avg Score	Finish	Money (A)
1992	87	71			158	2	79.00	CUT	0.00
Totals					158	2	79.00		\$0.00

WADKINS, BOBBY

Year	1st	2nd	3rd	4th	Total	Rounds Played	Avg Score	Finish	Money
1977	68	72	69	81	290	4	72.50	T11	4,950.00
1978	70	69	81	79	299	4	74.75	T46	910.00
1979	77	85			162	2	81.00	CUT	0.00
1980	70	80	73	82	305	4	76.25	T5	1,500.00
1981	82	73			155	2	77.50	CUT	0.00
1982	76	73	70	74	293	4	73.25	T50	1,760.00
1983	74	73	70	71	288	4	72.00	T17	5,060.00
1984	77	74	75	76	302	4	75.50	T68	1,515.00
1985	78	73			151	2	75.50	CUT	0.00
1986	76	70	70	73	289	4	72.25	T52	1,686.00
1987	70	73	72	71	286	4	71.50	T39	3,980.00
1988	71	76	74	66	287	4	71.75	T19	12,283.34
1989	77	78			155	2	77.50	CUT	0.00
1990	78	84			162	2	81.00	CUT	0.00
1991	71	73	76	71	291	4	72.75	T54	2,748.00
1993	68	72	72	72	284	4	71.00	T25	10,920.00
1994	77	74			151	2	75.50	CUT	0.00
1998	71	72	65	73	281	4	70.25	T16	30,863.00
Totals					4431	60	73.85		\$78,175.34

WADKINS, LANNY

Year	1st	2nd	3rd	4th	Total	Rounds Played	Avg Score	Finish	Money
1976	77	79	74	78	308	4	77.00	T62	370.00
1979	69	79	73	71	292	4	73.00	T4	13,200.00
1980	71	72	71	71	285	4	71.25	T8	7,800.00
1981	68	72	75	73	288	4	72.00	T7	10,185.00
1982	72	72	69	83	296	4	74.00	T62	1,565.00
1983	67	72	75	72	286	4	71.50	T9	10,000.00
1984	72	76	74	74	296	4	74.00	T46	1,886.00
1985	69	72	67	74	282	4	70.50	2	60,000.00
1986	67	78	71	67	283	4	70.75	T23	5,723.33
1987	70	70	69	76	285	4	71.25	T35	4,863.75
1988	79	66	71	67	283	4	70.75	T6	26,880.84
1989	77	73	69	71	290	4	72.50	T24	8,921.67
1990	73	76	73		222	3	74.00	T16	14,500.00
1991	72	70	73	71	286	4	71.50	T27	9,060.00
1992	71	69	73		213	3	71.00	DQ	0.00
1993	73	72	73	74	292	4	73.00	62	3,024.00
1994	77	73			150	2	75.00	CUT	0.00
1995	69	72	73	74	288	4	72.00	T62	3,621.00
1996	72	71	76	79	298	4	74.50	76	3,384.00
1998	74	75			149	2	74.50	CUT	0.00
Totals					5372	74	72.59		\$184,984.59

WADSWORTH, FRED

Year	1st	2nd	3rd	4th	Total	Rounds Played	Avg Score	Finish	Money
1987	68	68	71	75	282	4	70.50	T24	7,793.33
1988	76	73	78	74	301	4	75.25	T70	2,500.00
Totals					583	8	72.88		\$10,293.33

WAGNER, JOHNSON

Year	1st	2nd	3rd	4th	Total	Rounds Played	Avg Score	Finish	Money
2008	78	67	74	73	292	4	73.00	T30	34,133.33
2009	69	74	76	73	292	4	73.00	T45	18,600.00
2011	71	74	77	70	292	4	73.00	T63	12,896.00
2012	72	72	73	75	292	4	73.00	T38	24,800.00
2013	79				79	1	79.00	WD	0.00
2016	71	72			143	2	71.50	CUT	\$0.00
2017	78	76			154	2	77.00	CUT	\$0.00
Totals					1544	21	73.52		\$90,429.33

WAITE, GRANT

Year	1st	2nd	3rd	4th	Total	Rounds Played	Avg Score	Finish	Money
1993	69	72	74	70	285	4	71.25	T30	8,890.00
1994	77	75			152	2	76.00	CUT	0.00
2001	68	71	72	76	287	4	71.75	T30	24,365.71
Totals					724	10	72.40		\$33,255.71

WALDORF, DUFFY

Year	1st	2nd	3rd	4th	Total	Rounds Played	Avg Score	Finish	Money
1992	74	71	67	69	281	4	70.25	T26	8,847.22
1993	75	75			150	2	75.00	CUT	0.00
1995	71	71	73	69	284	4	71.00	T47	4,494.80
1996	71	74	70	74	289	4	72.25	T43	5,772.00
1997	73	71	75		219	3	73.00	T60	4,104.00
2000	74	68	75	73	290	4	72.50	T51	7,295.00
2001	68	75	80	73	296	4	74.00	T63	8,692.00
2004	76	80			156	2	78.00	CUT	0.00
2005	72	70	73	71	286	4	71.50	T34	28,380.00
2006	73	72	73	75	293	4	73.25	T46	15,640.00
Totals					2544	35	72.69		\$83,225.02

WALKER, JIMMY

Year	1st	2nd	3rd	4th	Total	Rounds Played	Avg Score	Finish	Money
2010	74	78			152	2	76.00	CUT	0.00
2011	73	74			147	2	73.50	CUT	0.00
2012	72	73	78	75	298	4	74.50	T62	13,206.00
2013	72	75	77	80	304	4	76.00	T3	12,028.00
2020	70	72	81	77	300	4	75.00	T62	20,088.00
2021	74	69	74	65	282	4	70.50	T6	313,875.00
Totals					1483	20	74.15		\$359,197.00

WALL, ART

Year	1st	2nd	3rd	4th	Total	Rounds Played	Avg Score	Finish	Money
1976	80				80	1	80.00	WD	0.00
1977	72	80	73	76	301	4	75.25	T58	806.25
1979	74	81	73	74	302	4	75.50	T39	1,390.00
Totals					683	9	75.89		\$2,196.25

Player Records

WALLACE, MATT

Year	1st	2nd	3rd	4th	Total	Rounds Played	Avg Score	Finish	Money
2020	72	70	70	72	284	4	71.00	T4	418,500.00
2021	71	76			147	2	73.50	CUT	0.00
2023	68	74	75	76	293	4	73.25	T48	52,600.00
Totals					724	10	72.40		\$471,100.00

WALTERS, EUAN

Year	1st	2nd	3rd	4th	Total	Rounds Played	Avg Score	Finish	Money
2005	76	70	74	73	293	4	73.25	T73	10,615.00
Totals					293	4	73.25		\$10,615.00

WALZEL, BOBBY

Year	1st	2nd	3rd	4th	Total	Rounds Played	Avg Score	Finish	Money
1976	78	79	78	74	309	4	77.25	T65	345.00
1977	82	81			163	2	81.50	CUT	0.00
1978	72	77	74	72	295	4	73.75	T24	1,969.84
1979	73	78	75	72	298	4	74.50	T22	2,880.00
1980	67	76	73	74	290	4	72.50	T29	1,964.17
Totals					1355	18	75.28		\$7,159.01

WARREN, CHARLES

Year	1st	2nd	3rd	4th	Total	Rounds Played	Avg Score	Finish	Money
2008	84	76			160	2	80.00	CUT	0.00
2009	77	78			155	2	77.50	CUT	0.00
Totals					315	4	78.75		\$0.00

WATNEY, NICK

Year	1st	2nd	3rd	4th	Total	Rounds Played	Avg Score	Finish	Money
2007	68	69	73	75	285	4	71.25	T41	22,800.00
2008	68	80	68	75	291	4	72.75	T26	45,300.00
2009	73	71	74	68	286	4	71.50	T14	90,133.34
2010	74	82			156	2	78.00	CUT	0.00
2012	73	75			148	2	74.00	CUT	0.00
2013	82	77			159	2	79.50	CUT	0.00
2014	69	71	74	74	288	4	72.00	T55	14,198.00
2015	71	72	77	73	293	4	73.25	T65	12,896.00
2018	71	69	70	76	286	4	71.50	T57	19,758.00
2019	74	68	69	72	283	4	70.75	T22	87,360.00
2022	81	77			158	2	79.00	CUT	0.00
Totals					2633	36	73.14		\$292,445.34

WATSON, BUBBA

Year	1st	2nd	3rd	4th	Total	Rounds Played	Avg Score	Finish	Money
2006	72	70	77	71	290	4	72.50	T34	30,331.25
2007	66	68	73	74	281	4	70.25	T23	51,900.00
2008	72	84			156	2	78.00	CUT	0.00
2009	71	71	70	75	287	4	71.75	T23	55,200.00
2010	69	73	74	70	286	4	71.50	T33	30,375.00
2011	75	69	71	72	287	4	71.75	T42	22,940.00
2012	75	74			149	2	74.50	CUT	0.00
2013	71	67	75	75	288	4	72.00	T29	40,300.00
2014	66	69	69	72	276	4	69.00	3	421,600.00
2016	72	70	74	72	288	4	72.00	T65	17,765.00
2017	71	68	68	73	280	4	70.00	T66	281,662.50
2018	71	67	77	69	284	4	71.00	T44	25,721.00
2020	78	68	70	76	292	4	73.00	T32	51,925.00
2021	77				77	1	77.00	WD	0.00
Totals					3521	49	71.86		\$1,029,719.75

WATSON, DENIS

Year	1st	2nd	3rd	4th	Total	Rounds Played	Avg Score	Finish	Money
1982								DQ	0.00
1983	79	68	71	74	292	4	73.00	T37	2,370.00
1985	76	74	71	75	296	4	74.00	T41	2,500.00
1986	76	69	72	73	290	4	72.50	T57	1,625.00
1987	75	66	65	70	276	4	69.00	T3	40,443.34
1988	76	68	74	77	295	4	73.75	T58	2,693.33
Totals					1449	20	72.45		\$49,631.67

WATSON, TOM

Year	1st	2nd	3rd	4th	Total	Rounds Played	Avg Score	Finish	Money
1977	71	70	73	71	285	4	71.25	3	15,975.00
1978	73	72	72	75	292	4	73.00	T10	5,300.00
1979	73	69	72	71	285	4	71.25	1	54,000.00
1980	74	67	69	71	281	4	70.25	2	32,400.00
1981	72	72	69	74	287	4	71.75	T3	16,800.00
1982	74	73	70	70	287	4	71.75	T16	5,075.00
1983	73	67	72	76	288	4	72.00	T17	5,060.00
1984	72	72	71	74	289	4	72.25	T16	7,750.00
1985	75	72	76	71	294	4	73.50	T34	3,320.00
1987	67	69	71	72	279	4	69.75	T14	14,950.00
1988	76	76			152	2	76.00	CUT	0.00
1989	78	73			151	2	75.50	CUT	0.00
1990	77	74	71		222	3	74.00	T16	14,500.00
1991	68	73	70	71	282	4	70.50	T15	20,400.00
1992	72	70	70	69	281	4	70.25	T26	8,847.23
1993	72	76			148	2	74.00	CUT	0.00
1994	77	69	70	72	288	4	72.00	T35	7,725.00
1995	67	71	68	69	275	4	68.75	T5	57,630.00
1996	70	68	66	70	274	4	68.50	1	324,000.00
1997	72	69	75		216	3	72.00	T46	5,006.50
Totals					5156	72	71.61		\$598,738.73

WATTS, BRIAN

Year	1st	2nd	3rd	4th	Total	Rounds Played	Avg Score	Finish	Money
1993	76	72			148	2	74.00	CUT	0.00
1999	70	74	66	73	283	4	70.75	T14	43,350.00
2000	74	75			149	2	74.50	CUT	0.00
Totals					580	8	72.50		\$43,350.00

WEAVER, DREW

Year	1st	2nd	3rd	4th	Total	Rounds Played	Avg Score	Finish	Money
2008	79	80			159	2	79.50	CUT	(A)
2011	71	70	75	72	288	4	72.00	T45	17,732.00
Totals					447	6	74.50		\$17,732.00

WEEKLEY, BOO

Year	1st	2nd	3rd	4th	Total	Rounds Played	Avg Score	Finish	Money
2007	69	69	72	72	282	4	70.50	T29	41,700.00
2008	76	77			153	2	76.50	CUT	0.00
2010	72	76			148	2	74.00	CUT	0.00
2012	82				82	1	82.00	WD	0.00
2019	74	71	79	73	297	4	74.25	T71	17,927.00
Totals					962	13	74.00		\$59,627.00

WEIBRING, D.A.

Year	1st	2nd	3rd	4th	Total	Rounds Played	Avg Score	Finish	Money
1979	79	82			161	2	80.50	CUT	0.00
1980	72	75	70	76	293	4	73.25	T47	1,680.00
1981	68	75	70	79	292	4	73.00	T18	4,410.00
1982	76	72	73	70	291	4	72.75	T40	2,000.00
1984	75	75	71	78	299	4	74.75	T60	1,590.00
1985	72	74	73	72	291	4	72.75	T18	7,390.00
1986	72	71	75	68	286	4	71.50	T39	2,668.00
1987	71	69	73	67	280	4	70.00	T17	12,222.50
1988	70	75	71	72	288	4	72.00	T22	8,978.34
1989	73	73	75	75	296	4	74.00	T55	3,740.00
1990	84	76			160	2	80.00	CUT	0.00
1992	72	71	71	74	288	4	72.00	T68	2,626.00
1993	72	70	72	69	283	4	70.75	T22	14,560.00
1995	70	73	68	73	284	4	71.00	T47	4,494.80
1996	75	73			148	2	74.00	CUT	0.00
Totals					3940	54	72.96		\$66,359.64

Player Records

WEIR, MIKE

Year	1st	2nd	3rd	4th	Total	Rounds Played	Avg Score	Finish	Money
1999	73	72	74	66	285	4	71.25	T24	20,181.43
2000	74	65	68	69	276	4	69.00	4	148,800.00
2001	72	69	71	75	287	4	71.75	T30	24,365.71
2002	74	68	72	70	284	4	71.00	T32	22,860.00
2003	72	70	71	65	278	4	69.50	3	340,000.00
2005	76	75			151	2	75.50	CUT	0.00
2006	71	71	74	76	292	4	73.00	T42	20,700.00
2007	74	75			149	2	74.50	CUT	0.00
2008	71	72	68	71	282	4	70.50	T2	396,000.00
2009	69	69	75	71	284	4	71.00	T10	150,000.00
2010	77	75			152	2	76.00	CUT	0.00
2011	76	82			158	2	79.00	CUT	0.00
2012	83	81			164	2	82.00	CUT	0.00
2013	75	72	75	71	293	4	73.25	T53	14,353.00
2014	73	72			145	2	72.50	CUT	0.00
Totals					3480	48	72.50		\$1,137,260.14

WEISKOPF, TOM

Year	1st	2nd	3rd	4th	Total	Rounds Played	Avg Score	Finish	Money
1976	77	74	70	72	293	4	73.25	T10	4,800.00
1977	71	71	73	82	297	4	74.25	T40	980.00
1978	72	77	74	72	295	4	73.75	T24	1,969.84
1979	76	73	74	74	297	4	74.25	T16	4,350.00
1980	69	71	71	72	283	4	70.75	T4	13,200.00
1981	71	73	71	75	290	4	72.50	T14	6,475.00
1982	80				80	1	80.00	WD	0.00
1983	70	79	74	65	288	4	72.00	T17	5,060.00
1986	80	78			158	2	79.00	CUT	0.00
1990	80	76	76		232	3	77.33	T68	2,010.00
1992	77	72			149	2	74.50	CUT	0.00
Totals					2662	36	73.94		\$38,844.84

WENTWORTH, KEVIN

Year	1st	2nd	3rd	4th	Total	Rounds Played	Avg Score	Finish	Money
2000	78	74			152	2	76.00	CUT	0.00
Totals					152	2	76.00		\$0.00

WERENSKI, RICHY

Year	1st	2nd	3rd	4th	Total	Rounds Played	Avg Score	Finish	Money
2021	73	78			151	2	75.50	CUT	0.00
Totals					151	2	75.50		\$0.00

WESTNER, WAYNE

Year	1st	2nd	3rd	4th	Total	Rounds Played	Avg Score	Finish	Money
1990	83	82			165	2	82.50	CUT	0.00
1996	68	70	71	78	287	4	71.75	T30	10,240.00
Totals					452	6	75.33		\$10,240.00

WESTWOOD, LEE

Year	1st	2nd	3rd	4th	Total	Rounds Played	Avg Score	Finish	Money
2003	72	68	75	76	291	4	72.75	T29	32,500.00
2013	76				76	1	76.00	WD	0.00
Totals					367	5	73.40		\$32,500.00

WETTERICH, BRETT

Year	1st	2nd	3rd	4th	Total	Rounds Played	Avg Score	Finish	Money
2002	78	71			149	2	74.50	CUT	0.00
2006	69	69	73	67	278	4	69.50	T2	506,000.00
2007	77	76			153	2	76.50	CUT	0.00
2008	76	73	81	75	305	4	76.25	T69	12,000.00
2010	71	74	77	74	296	4	74.00	T0	12,000.00
2011	70	71	70	70	281	4	70.25	T13	112,840.00
Totals					1462	20	73.10		\$642,840.00

WHEATCROFT, STEVE

Year	1st	2nd	3rd	4th	Total	Rounds Played	Avg Score	Finish	Money
2015	71	73			144	2	72.00	CUT	0.00
Totals					144	2	72.00		\$0.00

WI, CHARLIE

Year	1st	2nd	3rd	4th	Total	Rounds Played	Avg Score	Finish	Money
2011	73	72	73	74	292	4	73.00	T63	12,896.00
2012	71	75	75	74	295	4	73.75	T52	14,539.00
2013	67	74	77	78	296	4	74.00	T65	12,896.00
Totals					883	12	73.58		\$40,331.00

WIEBE, MARK

Year	1st	2nd	3rd	4th	Total	Rounds Played	Avg Score	Finish	Money
1986	75	71	69	69	284	4	71.00	T26	4,666.67
1987	74	74			148	2	74.00	CUT	0.00
1988	75	71	70	72	288	4	72.00	T22	8,978.33
1989	71	75	75	68	289	4	72.25	T21	11,680.00
1990	79	70	72		221	3	73.67	T13	19,333.34
1991	75	75			150	2	75.00	CUT	0.00
1993	69	71	73	71	284	4	71.00	T25	10,920.00
1996	78	73			151	2	75.50	CUT	0.00
1998	72	70	68	72	282	4	70.50	T23	19,580.00
Totals					2097	29	72.31		\$75,158.34

WIESBERGER, BERND

Year	1st	2nd	3rd	4th	Total	Rounds Played	Avg Score	Finish	Money
2020	75	76			151	2	75.50	CUT	0.00
Totals					151	2	75.50		\$0.00

WILKINSON, TIM

Year	1st	2nd	3rd	4th	Total	Rounds Played	Avg Score	Finish	Money
2008	72	75	75	74	296	4	74.00	T53	13,824.00
Totals					296	4	74.00		\$13,824.00

WILLETT, DANNY

Year	1st	2nd	3rd	4th	Total	Rounds Played	Avg Score	Finish	Money
2019	69	69	72	74	284	4	71.00	T27	63,245.00
2020	74	66	70	82	292	4	73.00	T32	51,925.00
2021	75	71	69	73	288	4	72.00	T26	67,890.00
2022	76	76			152	2	76.00	CUT	0.00
2023	69	76	69	81	295	4	73.75	T54	47,200.00
Totals					1311	18	72.83		\$230,260.00

WILLIAMSON, JAY

Year	1st	2nd	3rd	4th	Total	Rounds Played	Avg Score	Finish	Money
2003	73	73	70	74	290	4	72.50	T27	37,750.00
Totals					290	4	72.50		\$37,750.00

WILLIAMSON, PETER

Year	1st	2nd	3rd	4th	Total	Rounds Played	Avg Score	Finish	Money (A)
2013	81	77			158	2	79.00	CUT	0.00
Totals					158	2	79.00		\$0.00

WILLIS, GARRETT

Year	1st	2nd	3rd	4th	Total	Rounds Played	Avg Score	Finish	Money
2001	72	70	73	75	290	4	72.50	T43	14,350.00
2002	73	69	73	79	294	4	73.50	T0	9,000.00
Totals					584	8	73.00		\$23,350.00

WILSON, CHRIS

Year	1st	2nd	3rd	4th	Total	Rounds Played	Avg Score	Finish	Money
2009	79	77			156	2	78.00	CUT	0.00
2010	78	79			157	2	78.50	CUT	0.00
Totals					313	4	78.25		\$0.00

WILSON, DEAN

Year	1st	2nd	3rd	4th	Total	Rounds Played	Avg Score	Finish	Money
2006	80	73			153	2	76.50	CUT	0.00
2008	78	72	83	74	307	4	76.75	T73	11,580.00
Totals					460	6	76.67		\$11,580.00

WILSON, JOHN

Year	1st	2nd	3rd	4th	Total	Rounds Played	Avg Score	Finish	Money
1996	74	71	74	71	290	4	72.50	T49	4,361.14
Totals					290	4	72.50		\$4,361.14

WILSON, MARK

Year	1st	2nd	3rd	4th	Total	Rounds Played	Avg Score	Finish	Money
2007	71	75	68	75	289	4	72.25	T59	13,200.00
2008	73	74	74	71	292	4	73.00	T30	34,133.33
2009	68	70	69	73	280	4	70.00	T3	348,000.00
2010	75	79			154	2	77.00	CUT	0.00
2011	70	73	66	71	280	4	70.00	T7	174,116.66
2012	70	76	78	75	299	4	74.75	T66	12,834.00
2013	74	75			149	2	74.50	CUT	0.00
2014	69	74	74	76	293	4	73.25	T72	12,090.00
Totals					2036	28	72.71		\$594,373.99

Player Records

WISE, AARON

Year	1st	2nd	3rd	4th	Total	Rounds Played	Avg Score	Finish	Money
2018	75	71			146	2	73.00	CUT	0.00
2019	74	72			146	2	73.00	CUT	0.00
2021	72	70	70	71	283	4	70.75	T9	262,725.00
2022	70	69	69	71	279	4	69.75	2	1,308,000.00
Totals					854	12	71.17		\$1,570,725.00

WITTENBERG, CASEY

Year	1st	2nd	3rd	4th	Total	Rounds Played	Avg Score	Finish	Money
2013	76	75			151	2	75.50	CUT	0.00
Totals					151	2	75.50		\$0.00

WOLCOTT, BOB

Year	1st	2nd	3rd	4th	Total	Rounds Played	Avg Score	Finish	Money
1991	76	72	70	74	292	4	73.00	T58	2,652.00
Totals					292	4	73.00		\$2,652.00

WOLFF, MATTHEW

Year	1st	2nd	3rd	4th	Total	Rounds Played	Avg Score	Finish	Money
2020	77	68	70	76	291	4	72.75	T22	78,120.00
2022	75	73			148	2	74.00	CUT	0.00
Totals					439	6	73.17		\$78,120.00

WOLSTENHOLME, GARY

Year	1st	2nd	3rd	4th	Total	Rounds Played	Avg Score	Finish	Money
1992	79	77			156	2	78.00	CUT	(A)
Totals					156	2	78.00		\$0.00

WONG, EUGENE

Year	1st	2nd	3rd	4th	Total	Rounds Played	Avg Score	Finish	Money
2011	80	72			152	2	76.00	CUT	(A)
Totals					152	2	76.00		\$0.00

WOOD, WILLIE

Year	1st	2nd	3rd	4th	Total	Rounds Played	Avg Score	Finish	Money
1984	72	75	73	70	290	4	72.50	T22	5,140.67
1985	73	70	73	75	291	4	72.75	T18	7,390.00
1986	75	71	72	77	295	4	73.75	T72	1,500.00
1987	73	67	69	75	284	4	71.00	T30	5,769.00
1990	84	79			163	2	81.50	CUT	0.00
1997	72	78			150	2	75.00	CUT	0.00
Totals					1473	20	73.65		\$19,799.67

WOODLAND, GARY

Year	1st	2nd	3rd	4th	Total	Rounds Played	Avg Score	Finish	Money
2011	72	69	69	68	278	4	69.50	6	223,200.00
2012	77	79			156	2	78.00	CUT	0.00
2013	70	73	70	73	286	4	71.50	T16	93,000
2014	71	68	75	75	289	4	72.25	T57	13,764.00
2015	76	69			145	2	72.50	CUT	0.00
2016	68	65	69	73	275	4	68.75	T4	334,687.50
2017	72	73	72	74	291	4	72.75	T49	21,982.00
2018	69	68	75	67	279	4	69.75	T23	76,985.00
2019	69	71	74	75	289	4	72.25	T52	21,221.20
2020	68	70	76	77	291	4	72.75	T22	78,120.00
2021	75	73			148	2	74.00	CUT	0.00
2022	73	76			149	2	74.50	CUT	0.00
2023	75	68	71	75	289	4	72.25	T24	163,000.00
Totals					3165	44	71.93		\$1,025,959.70

WOODS, TIGER

Year	1st	2nd	3rd	4th	Total	Rounds Played	Avg Score	Finish	Money
1997	72	75	74		221	3	73.67	T67	3,800.00
1998	70	74	71	73	288	4	72.00	T51	5,148.00
1999	68	66	70	69	273	4	68.25	1	459,000.00
2000	71	63	65	70	269	4	67.25	1	558,000.00
2001	68	69	68	66	271	4	67.75	1	738,000.00
2002	74	70	72	66	282	4	70.50	T22	43,200.00
2003	67	71	76	65	279	4	69.75	T4	220,000.00
2004	72	68	67	69	276	4	69.00	3	357,000.00
2005	69	68	71	68	276	4	69.00	T3	286,000.00
2007	70	72	70	67	279	4	69.75	T15	93,000.00
2009	69	74	68	65	276	4	69.00	1	1,080,000.00
2010	72	69	69	72	282	4	70.50	T19	75,300.00
2012	70	69	73	67	279	4	69.75	1	1,116,000.00
2013	71	74	79	72	296	4	74.00	T65	12,896.00
2015	73	70	85	74	302	4	75.50	71	12,276.00
2018	72	67	68	72	279	4	69.75	T23	76,985.00
2019	70	72	70	67	279	4	69.75	T9	236,600.00
2020	71	76	71	76	294	4	73.50	T40	37,665.00
Totals					5001	71	70.44		\$5,410,870.00

WOODWARD, JIM

Year	1st	2nd	3rd	4th	Total	Rounds Played	Avg Score	Finish	Money
1992	71	69	73	71	281	4	70.25	T26	8,847.22
Totals					281	4	70.25		\$8,847.22

WOOSNAM, IAN

Year	1st	2nd	3rd	4th	Total	Rounds Played	Avg Score	Finish	Money
1987	71	69	73	73	286	4	71.50	T39	3,980.00
Totals					286	4	71.50		\$3,980.00

WRENN, ROBERT

Year	1st	2nd	3rd	4th	Total	Rounds Played	Avg Score	Finish	Money
1988	74	74	72	72	292	4	73.00	T41	3,837.15
1989	76	74	69	78	297	4	74.25	T59	3,680.00
1990	83	81			164	2	82.00	CUT	0.00
1991	74	71	73	74	292	4	73.00	T58	2,652.00
Totals					1045	14	74.64		\$10,169.15

WU, BRANDON

Year	1st	2nd	3rd	4th	Total	Rounds Played	Avg Score	Finish	Money
2022	71	69	80	80	300	4	75.00	69	24,840.00
2023	74	77			151	2	75.50	CUT	0.00
Totals					451	6	75.17		\$24,840.00

WYNN, BOB

Year	1st	2nd	3rd	4th	Total	Rounds Played	Avg Score	Finish	Money
1976	73	72	75	79	299	4	74.75	T26	1,450.00
1977	76	75	69	73	293	4	73.25	T17	3,036.50
1978	76	70	75	77	298	4	74.50	T40	993.33
Totals					890	12	74.17		\$5,479.83

XIONG, NORMAN

Year	1st	2nd	3rd	4th	Total	Rounds Played	Avg Score	Finish	Money
2019	72	73	76	72	293	4	73.25	T68	18,382.00
Totals					293	4	73.25		\$18,382.00

YABE, AKIRA

Year	1st	2nd	3rd	4th	Total	Rounds Played	Avg Score	Finish	Money
1983	77	75			152	2	76.00	CUT	0.00
Totals					152	2	76.00		\$0.00

YAMAMOTO, YOSHITAKA

Year	1st	2nd	3rd	4th	Total	Rounds Played	Avg Score	Finish	Money
1979	82	76			158	2	79.00	CUT	0.00
Totals					158	2	79.00		0.00

YANG, GUNN

Year	1st	2nd	3rd	4th	Total	Rounds Played	Avg Score	Finish	Money
2015	72	82			154	2	77.00	CUT	(A)
Totals					154	2	77.00		\$0.00

YANG, YONG-EUN "Y.E."

Year	1st	2nd	3rd	4th	Total	Rounds Played	Avg Score	Finish	Money
2007	74	76			150	2	75.00	CUT	0.00
2008	77	76			153	2	76.50	CUT	0.00
2009	73	72	74	72	291	4	72.75	T41	22,800.00
2010	70	74	67	73	284	4	71.00	T23	53,400.00
2014	78	67			145	2	72.50	CUT	0.00
Totals					1023	14	73.07		\$76,200.00

YATES, DANNY

Year	1st	2nd	3rd	4th	Total	Rounds Played	Avg Score	Finish	Money
1989	80	78			158	2	79.00	CUT	(A)
Totals					158	2	79.00		\$0.00

YOKOO, KANAME

Year	1st	2nd	3rd	4th	Total	Rounds Played	Avg Score	Finish	Money
1999	73	70	67	71	281	4	70.25	T7	76,818.75
2001	73	80			153	2	76.50	CUT	0.00
2002	77	75			152	2	76.00	CUT	0.00
Totals					586	8	73.25		\$76,818.75

YOUNG, CAMERON

Year	1st	2nd	3rd	4th	Total	Rounds Played	Avg Score	Finish	Money
2022	67	71	73	84	295	4	73.75	T60	26,640.00
2023	74	75			149	2	74.25	CUT	0.00
2024	76	72	76	77	301	4	75.25	T50	51,500.00
Totals					745	10	74.50		\$78,140.00

Player Records

ZALATORIS, WILL

Year	1st	2nd	3rd	4th	Total	Rounds Played	Avg Score	Finish	Money
2018	75	73			148	2	74.00	CUT	0.00
2022	68	73	71	70	282	4	70.50	T5	411,600.00
2024	74	70	73	79	296	4	74.00	T41	80,000.00
Totals					726	10	72.60		491,600.00

ZARLEY, KERMIT

Year	1st	2nd	3rd	4th	Total	Rounds Played	Avg Score	Finish	Money
1976	80	77	70	76	303	4	75.75	T47	535.00
1979	80	81			161	2	80.50	CUT	0.00
1980	77	69	73	71	290	4	72.50	T29	1,964.17
Totals					754	10	75.40		\$2,499.17

ZENDER, BOB

Year	1st	2nd	3rd	4th	Total	Rounds Played	Avg Score	Finish	Money
1978	74	72	71	79	296	4	74.00	T30	1,517.83
1979	76	79	74	75	304	4	76.00	T47	1,151.43
Totals					600	8	75.00		\$2,669.26

ZHANG, LIAN-WEI

Year	1st	2nd	3rd	4th	Total	Rounds Played	Avg Score	Finish	Money
2004	77	77			154	2	77.00	CUT	0.00
Totals					154	2	77.00		\$0.00

ZHANG, XINJUN

Year	1st	2nd	3rd	4th	Total	Rounds Played	Avg Score	Finish	Money
2020	72	73	70	73	288	4	72.00	T10	234,825.00
2021	73	68	75	72	288	4	72.00	T26	67,890.00
Totals					576	8	72.00		\$302,715.00

ZOELLER, FUZZY

Year	1st	2nd	3rd	4th	Total	Rounds Played	Avg Score	Finish	Money
1977	72	67	78	71	288	4	72.00	T5	8,661.50
1978	71	73	73	70	287	4	71.75	3	17,750.00
1979	79	74	71	72	296	4	74.00	T12	6,075.00
1980	74	72	80	77	303	4	75.75	T72	1,501.67
1981	73	72	72	71	288	4	72.00	T7	10,185.00
1982	76	72	66	73	287	4	71.75	T16	5,075.00
1983	72	73	70	73	288	4	72.00	T17	5,060.00
1984	71	79			150	2	75.00	WD	0.00
1985	78	74			152	2	76.00	CUT	0.00
1986	71	72	69	71	283	4	70.75	T23	5,723.34
1987	75	73			148	2	74.00	CUT	0.00
1988	72	70	69	76	287	4	71.75	T19	12,283.33
1989	69	66	72	72	279	4	69.75	2	96,000.00
1990	77	81			158	2	79.00	CUT	0.00
1991	68	69	75	70	282	4	70.50	T15	20,400.00
1992	74	69	69	69	281	4	70.25	T26	8,847.23
1993	71	69	73	68	281	4	70.25	T16	22,400.00
1994	76	73			149	2	74.50	CUT	0.00
1995	70	67	75	73	285	4	71.25	52	4,080.00
1996	71	69	70	71	281	4	70.25	T11	43,200.00
1997	78	69	73		220	3	73.33	T65	3,971.00
1998	73	75			148	2	74.00	CUT	0.00
1999	73	72	82	74	301	4	75.25	75	4,845.00
2000	75	75			150	2	75.00	CUT	0.00
2001	78	70			148	2	74.00	CUT	0.00
Totals					6020	83	72.53		\$276,058.07

ZOKOL, RICHARD

Year	1st	2nd	3rd	4th	Total	Rounds Played	Avg Score	Finish	Money
1988	73	75	78	75	301	4	75.25	T70	2,500.00
1992	73	75			148	2	74.00	CUT	0.00
1993	78	74			152	2	76.00	CUT	0.00
Totals					601	8	75.13		\$2,500.00

Media Information

Please direct all media requests and correspondence to Tom Sprouse, Director of Communications, the Memorial Tournament, 5760 Memorial Dr., Dublin, OH 43017. The Tournament fax number is (614) 889-6026. The Tournament office telephone number is (614) 889-6700.

Media

Requests will only be honored from accredited media outlets. Credential Requests may be completed by visiting www.pgatourmedia.com. Space in the Media Center is always a primary consideration when granting requests for credentials. Therefore, no Media Center credentials will be available for non-working members of an organization.

Media Center

The Media Center is located on the ground floor level of the Memorial Tournament Pavilion. The entrance to the Media Center is located on the service road side of the Pavilion.

The Media Center Registration Desk will be open beginning at 7 a.m. Monday, May 26, 2025. The Registration Desk, located just inside the doors of the Media Center, is headquarters for all media information and credential pickup.

Photojournalism Room

The Memorial Tournament Photojournalism Room is located on the main floor of the Memorial Tournament Pavilion, adjacent to the Media Center. Access to the Photojournalism Room will be granted through the main Media Center Registration Desk. The room has been designed to cater to the needs of today's photojournalist with access to wireless networking for internet/e-mail access, lockers and seating available upon request. Note: Seating in the Photojournalism Room is limited and will be assigned on a first come, first serve basis.

Inside/Outside the Ropes Access

Inside/outside the ropes access is issued expressly by the PGA TOUR. Photographers must display an inside/outside the ropes credential in a visible location at all times. This will allow photographers access to the golf course with their photography equipment. Those with inside the ropes access are to be no more than one arm-length inside the ropes. Credentials will be issued to photographers of major daily newspapers, major golf publications, and cameramen (only) of television stations. Credentials may be obtained at the PGA TOUR desk located inside the Media Center.

Inside the ropes access will be issued to writers of major daily newspapers and major golf publications. Credentials may be obtained at the PGA TOUR desk located inside the Media Center.

Food and Beverage Service

Soft drinks, coffee, water and food will be available to members of the Working Media in the Media Lounge, located on the lower level of the Pavilion. The Media Lounge will open each morning at 8:00 a.m. with a continental breakfast. Lunch will be available between 11:00 a.m. and 2:00 p.m. with snacks available beginning at 4:00 p.m. Note: Only properly credentialed Media will be permitted in the Media Lounge.

Parking

Media parking for the 2025 Memorial Tournament is available in A-Lot, unless otherwise designated.

Tournament Directory

Memorial Tournament Contacts

Jack Nicklaus II	General Chairman	(614) 889-6786
Dan Sullivan	Executive Director	(614) 889-6781
Chris Stiffler	Tournament Administrator	(614) 889-6704
Heather Ditty	Director of Marketing and Community Relations	(614) 889-6786
Elizabeth O'Grady	Manager of Advertising & Creative Services	(614) 889-6811
Tom Sprouse	Director of Communications	(614) 889-6791
Ashley Grimmer	Communications Manager	(513) 349-3389
Trey Herring	Manager of Digital Media	(717) 475-1369
Denise McBride	Tournament Coordinator	(614) 889-6820
Kristina Khalili	Director of Client Activation	(614) 889-6821
Paul Howard	Director of Sales	(614) 889-6759
Ryan Beech	Director Ticketing and Credentials	(614) 889-6812
Matt Kill	Manager Ticketing and Credentials	(614) 889-6811
Mary Peterson	Executive Assistant	(614) 889-6819
Nicholas LaRocca	General Manager, Muirfield Village Golf Club	(614) 889-6800
Chad Mark	Director of Grounds Operations, Muirfield Village Golf Club	(614) 889-6780
Peter Dornisch	Head Golf Professional, Muirfield Village Golf Club	(614) 889-6701

PGA TOUR Contact

Laura Neal	Senior Vice President Communications	(904) 285-3700
Tracey Veal	Manager, Media Relations	(904) 285-3700

Nationwide Children's Hospital Contact

Donna Teach	Chief Marketing and Communications Officer	(614) 722-4587
Audrey Hasson	Senior Media Relations Strategist	(614) 581-5407

Media Center (Tournament Week)

Registration Desk	(614) 889-6791 / 6792 / 6793 / 6794
Scores, Tee Times	(614) 889-6791

Black & White Logos



PRESENTED BY



PRESENTED BY



For more information concerning additional logos contact Tom Sprouse at
(614) 899-6791 or tsprouse@thememorialtournament.com